

60

---

# Selected Interest & Exchange Rates

## Weekly Series of Charts

Federal Reserve Bank  
of San Francisco

JAN 11 1977

**LIBRARY**

**JANUARY 3, 1977**

Prepared by the  
**FINANCIAL MARKETS  
SECTION**

**DIVISION OF  
INTERNATIONAL FINANCE**

**BOARD OF GOVERNORS  
FEDERAL RESERVE SYSTEM  
Washington, D.C. 20551**

---

# Table of Contents

## **TABLES**

1. LATEST FIGURES PLOTTED
2. DAILY CERTIFIED SPOT EXCHANGE RATES--  
H.10 RELEASE

## **CHARTS**

1. SPOT EXCHANGE RATE INDEXES
2. 3-MONTH FORWARD EXCHANGE RATES
3. GOLD PRICE--LONDON
4. CALL MONEY RATES
5. 3-MONTH INTEREST RATES
6. EURO-DOLLAR DEPOSIT RATES
7. SELECTED EURO-DOLLAR AND  
U.S. MONEY MARKET RATES
8. INTEREST ARBITRAGE: 3-MONTH FUNDS
9. LONG-TERM GOVERNMENT BOND YIELDS
10. INDUSTRIAL STOCK INDEXES

## **SUBSCRIPTION RATES:**

Weekly \$15.00 per year or \$.40 each in the United States, its possessions, Canada, and Mexico; 10 or more of the same issue to one address, \$13.50 per year or \$.35 each. Elsewhere, \$20.00 per year or \$.50 each. Address requests to Publications Services, Division of Administrative Services, and make payment remittance payable to the order of the Board of Governors of the Federal Reserve System in a form collectible at par in U.S. Currency.

Chart 1

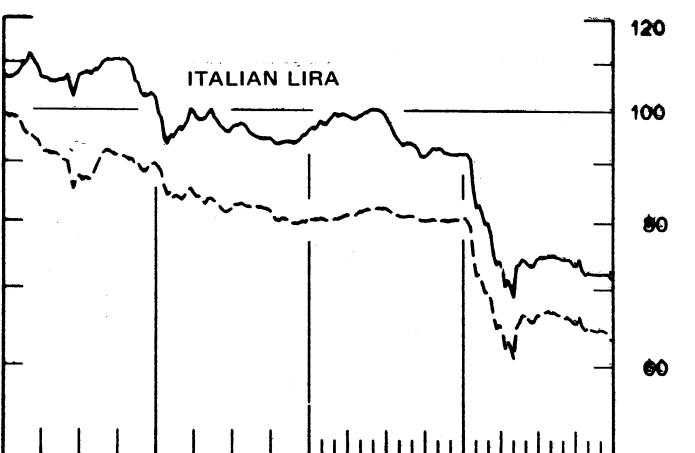
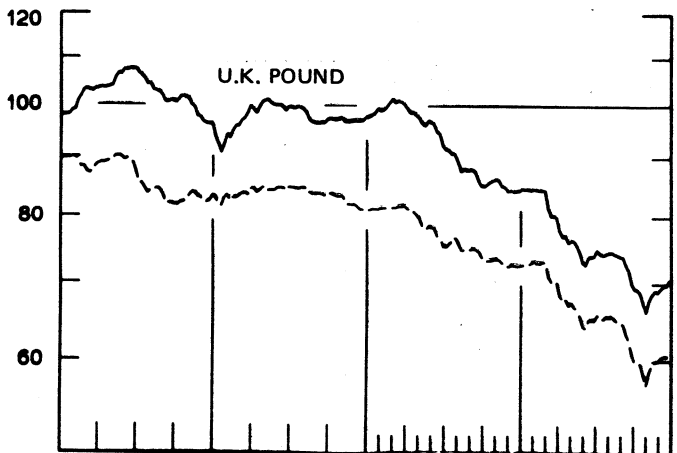

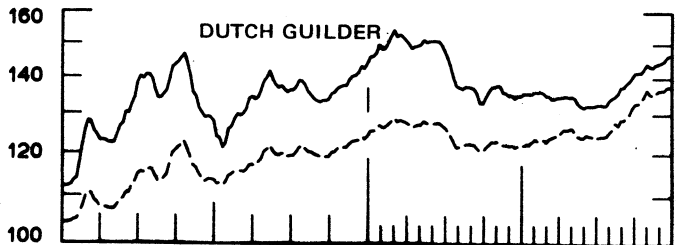
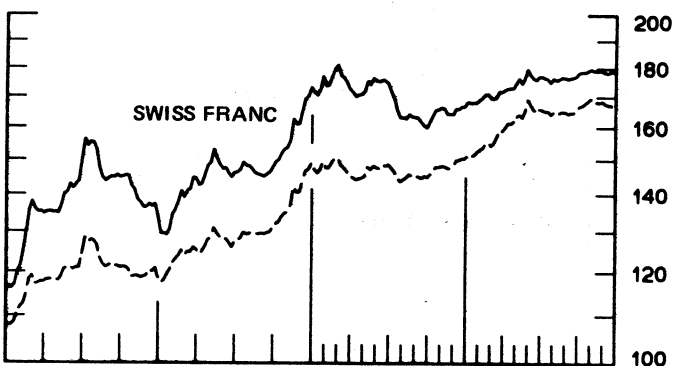
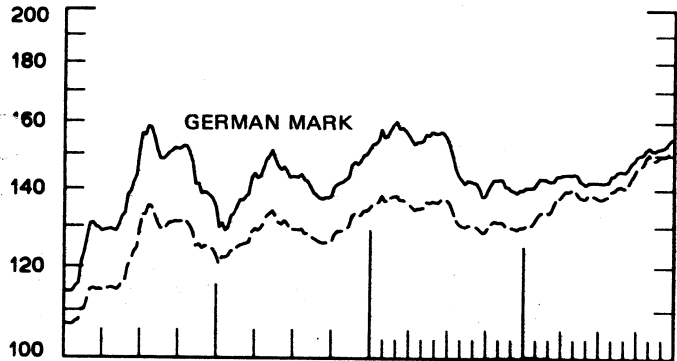
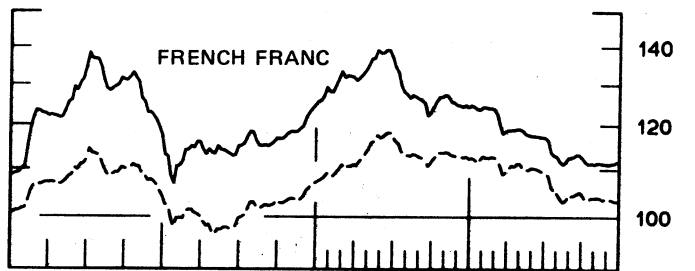
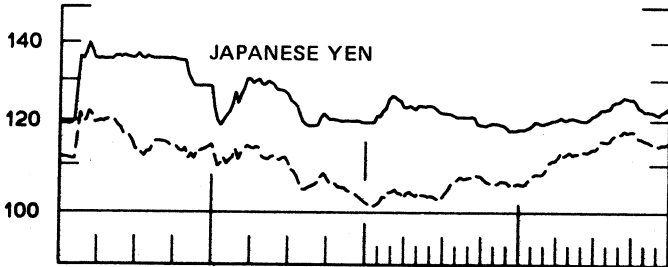
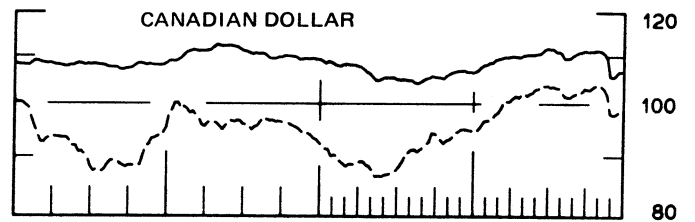
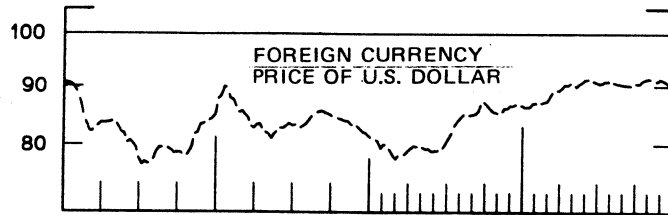
# SPOT EXCHANGE RATES

DOLLAR PRICES OF FOREIGN CURRENCIES AND WEIGHTED AVERAGE VALUES (DASHED LINE)

AVERAGES FOR WEEK ENDING WEDNESDAY

RATIO SCALE  
MAY 1970 PARITY=100

RATIO SCALE  
MAY 1970 PARITY=100



1974

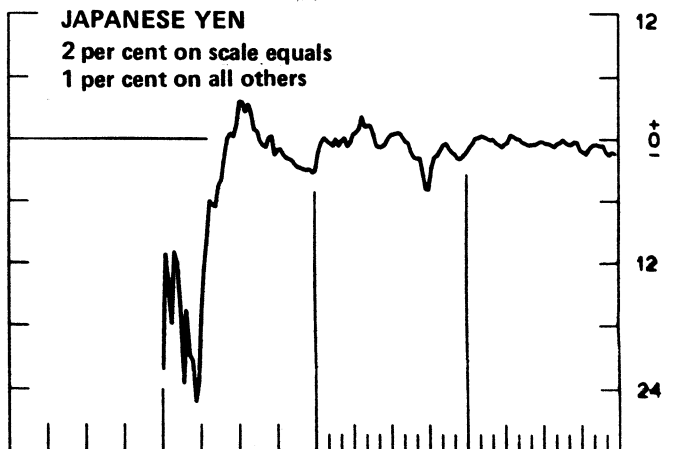
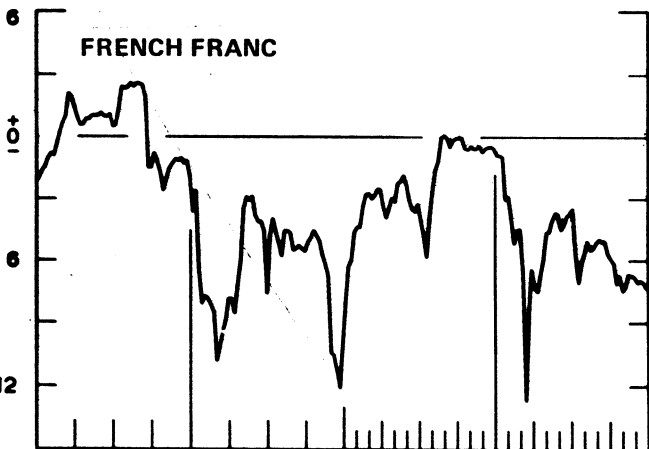
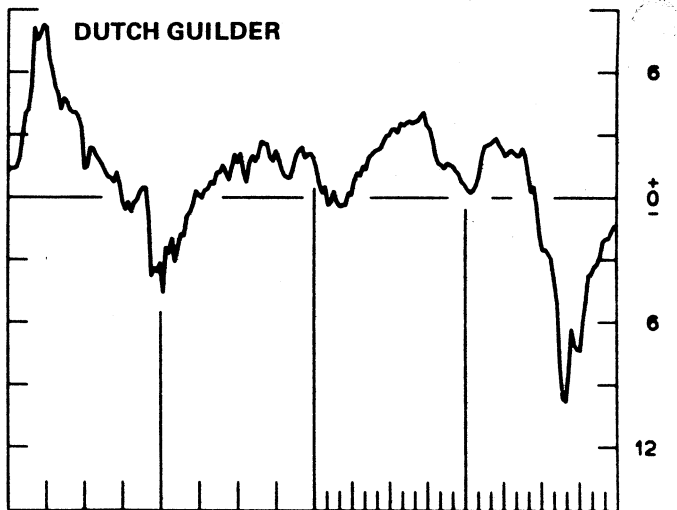
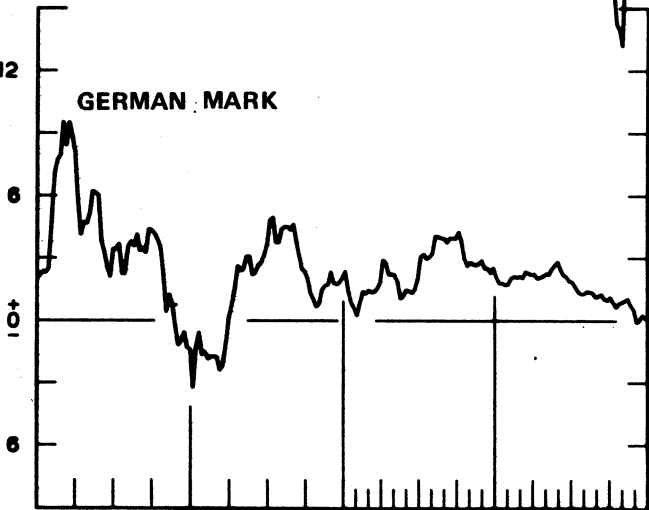
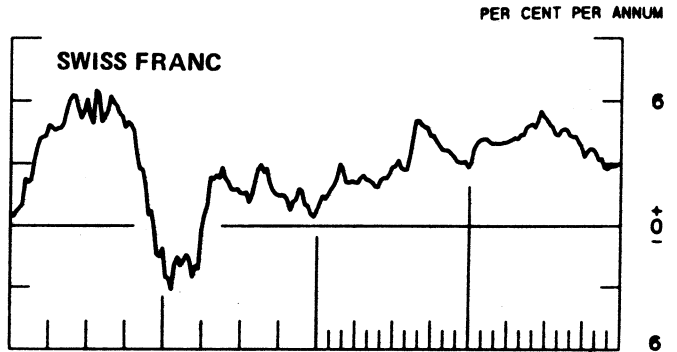
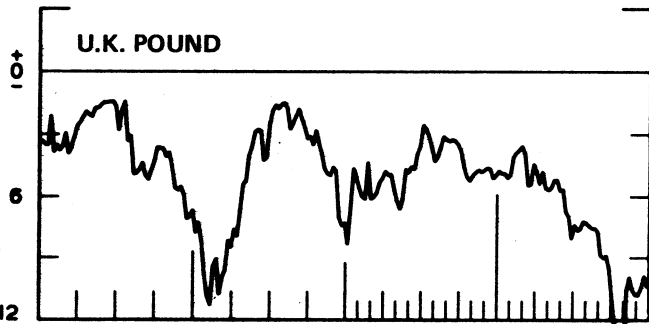
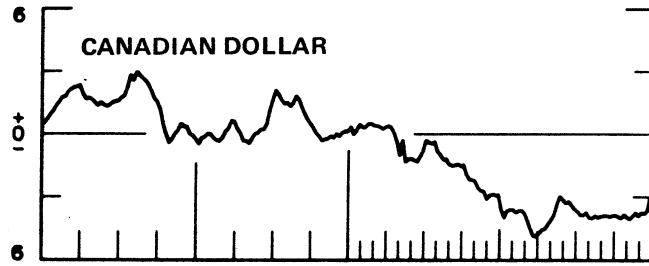
1976

1974

1976

Chart 2  
**3-MONTH FORWARD EXCHANGE RATES**  
 PREMIUMS (+), OR DISCOUNT (-)  
 AVERAGES FOR WEEK ENDING WEDNESDAY

PER CENT PER ANNUM



1974

1976

1974

1976

Chart 3  
**PRICE OF GOLD IN LONDON**  
AVERAGES FOR WEEK ENDING WEDNESDAY

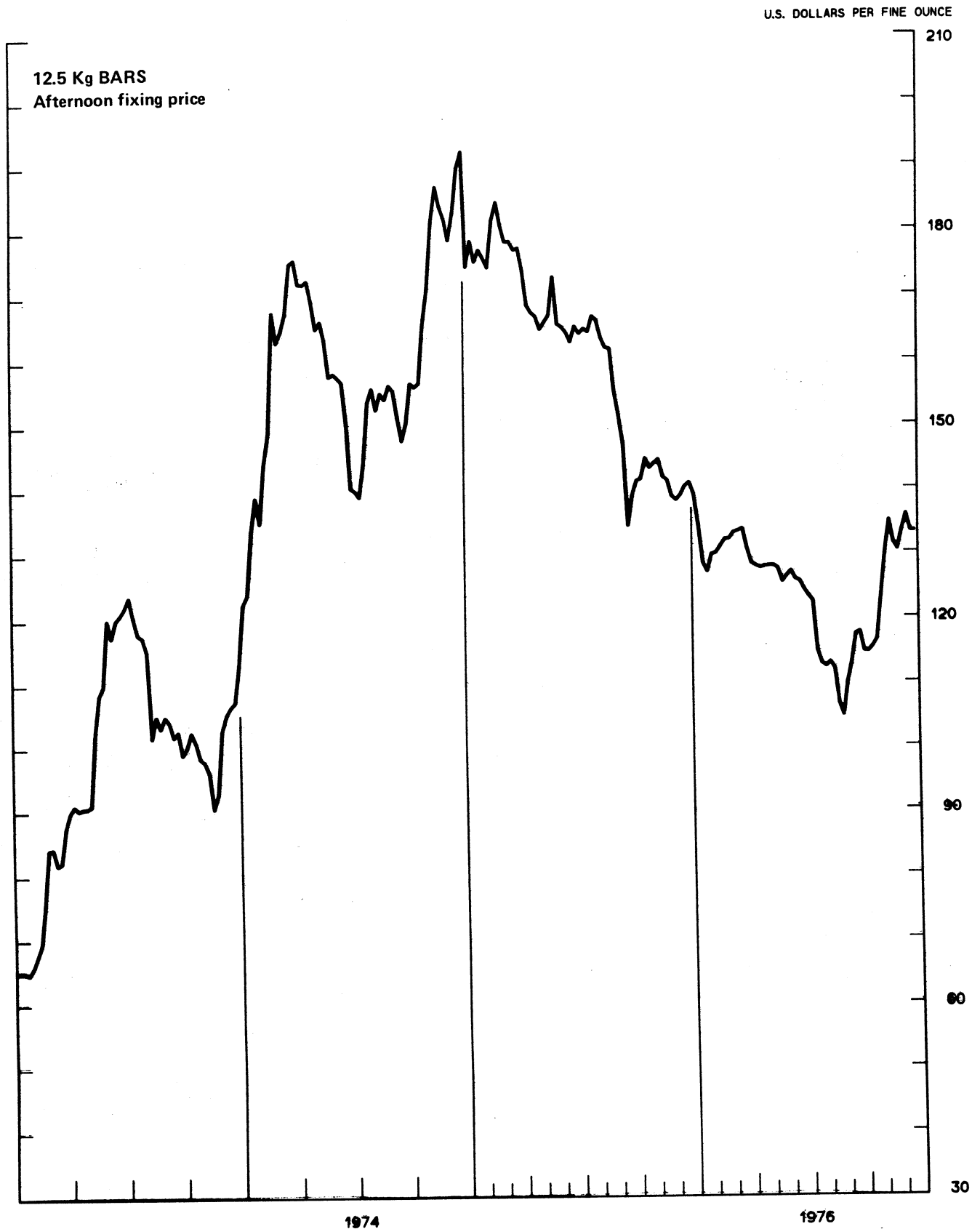


Chart 4  
**CALL MONEY RATES**  
 WEEKLY SERIES

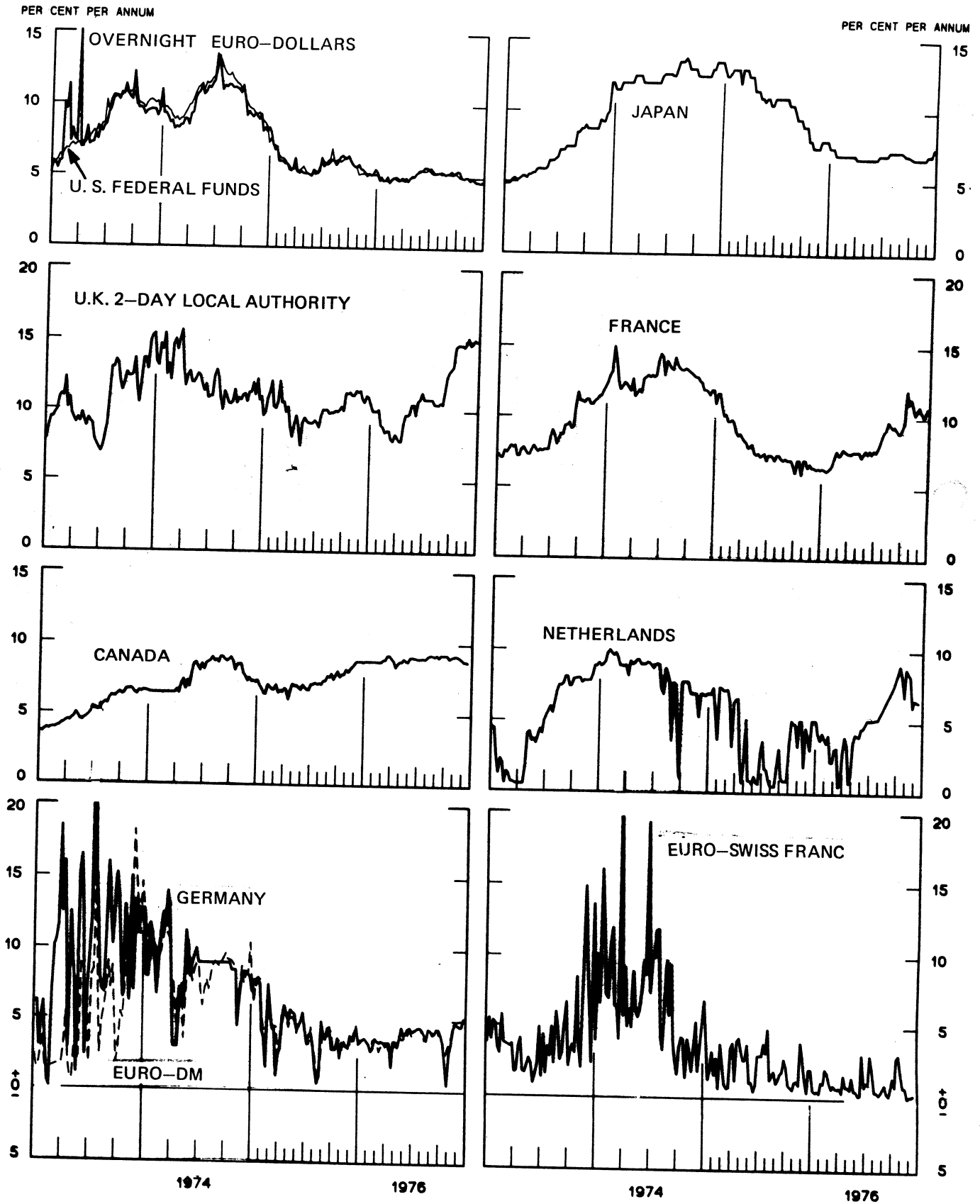


Chart 5  
**3-MONTH INTEREST RATES**  
 WEEKLY SERIES

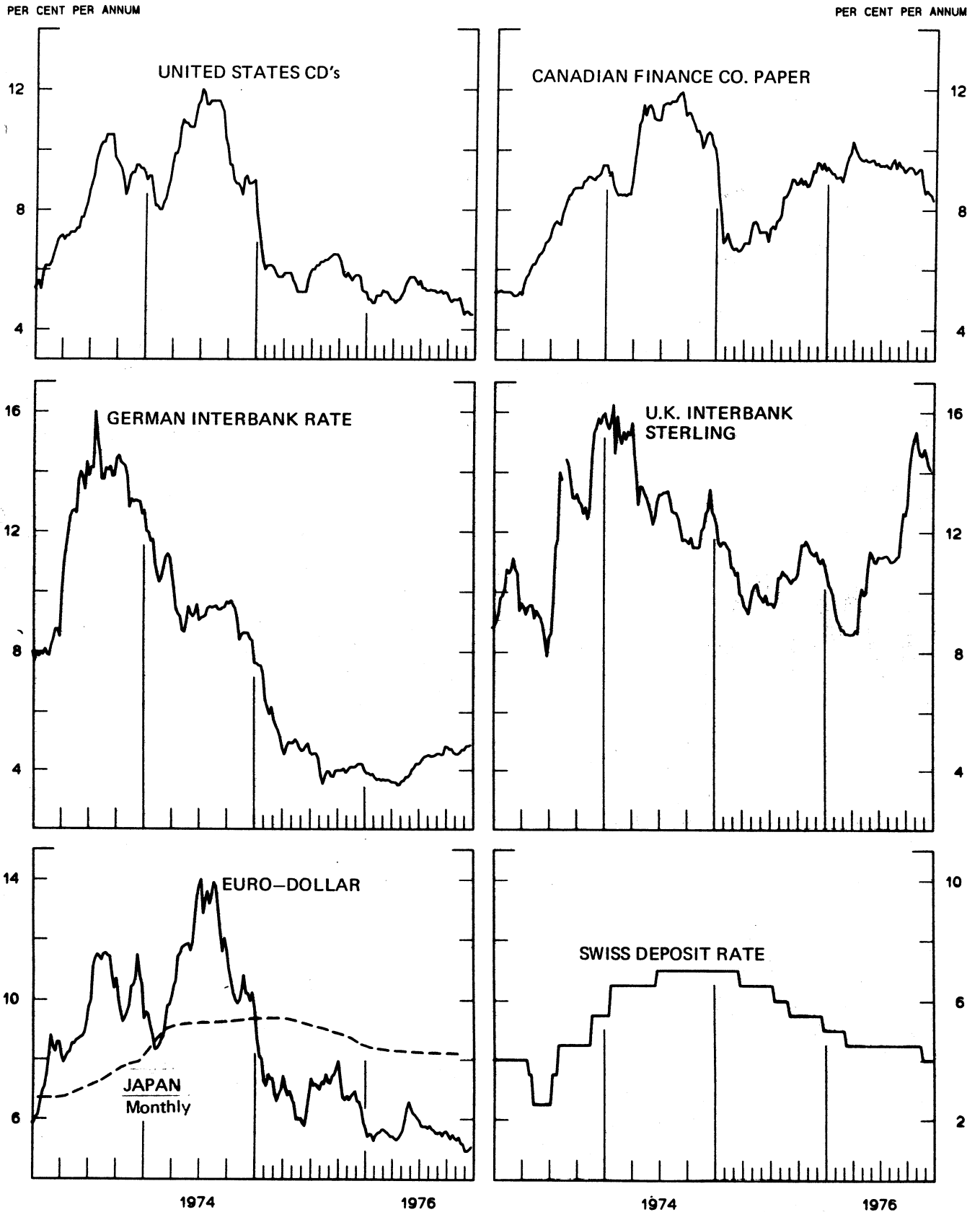


Chart 6  
**EURO-DOLLAR DEPOSIT RATES London**  
AVERAGES FOR WEEK ENDING WEDNESDAY

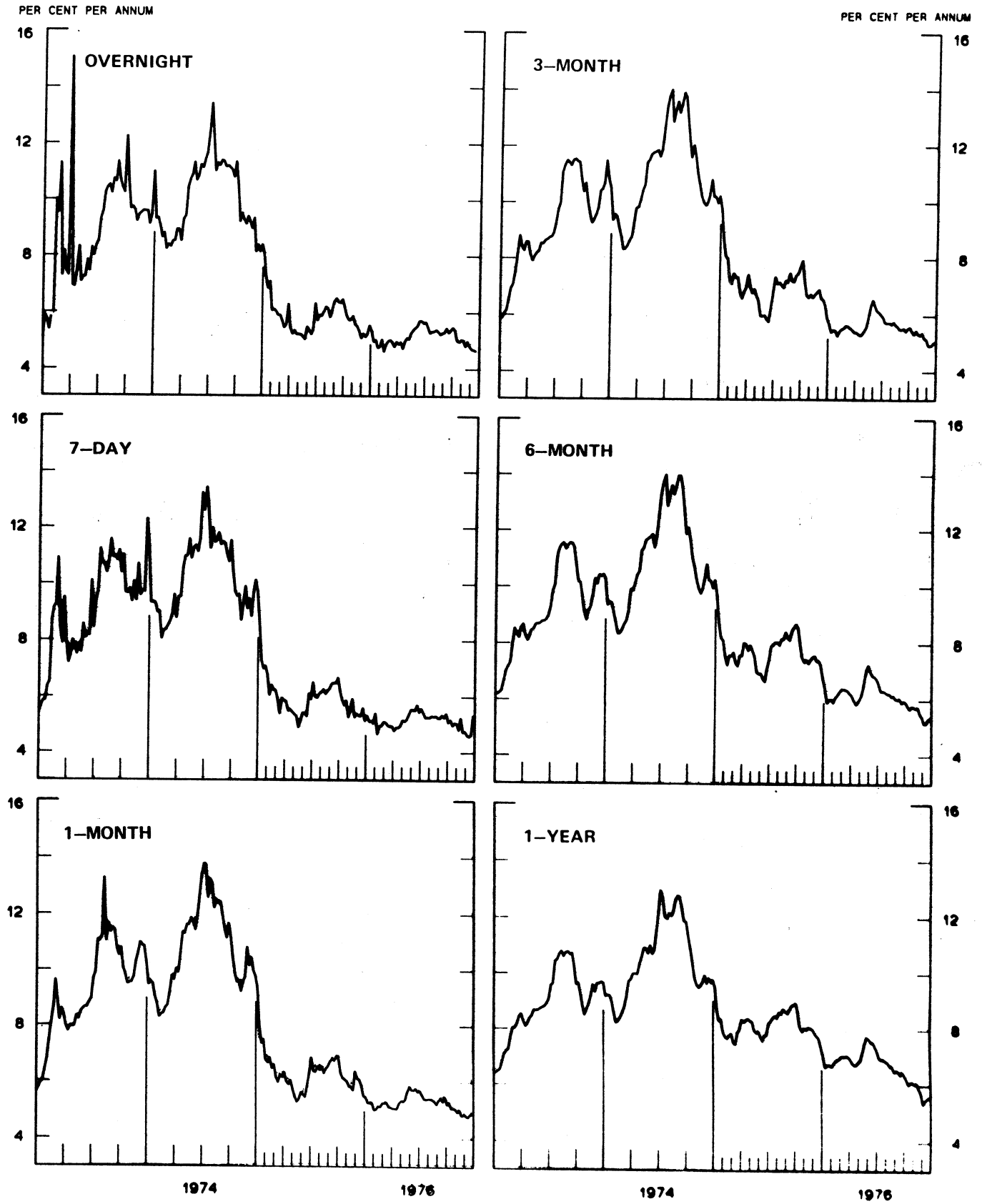




Chart 7  
**SELECTED EURO-DOLLAR AND U.S. MONEY MARKET RATES**  
 AVERAGES FOR WEEK ENDING WEDNESDAY

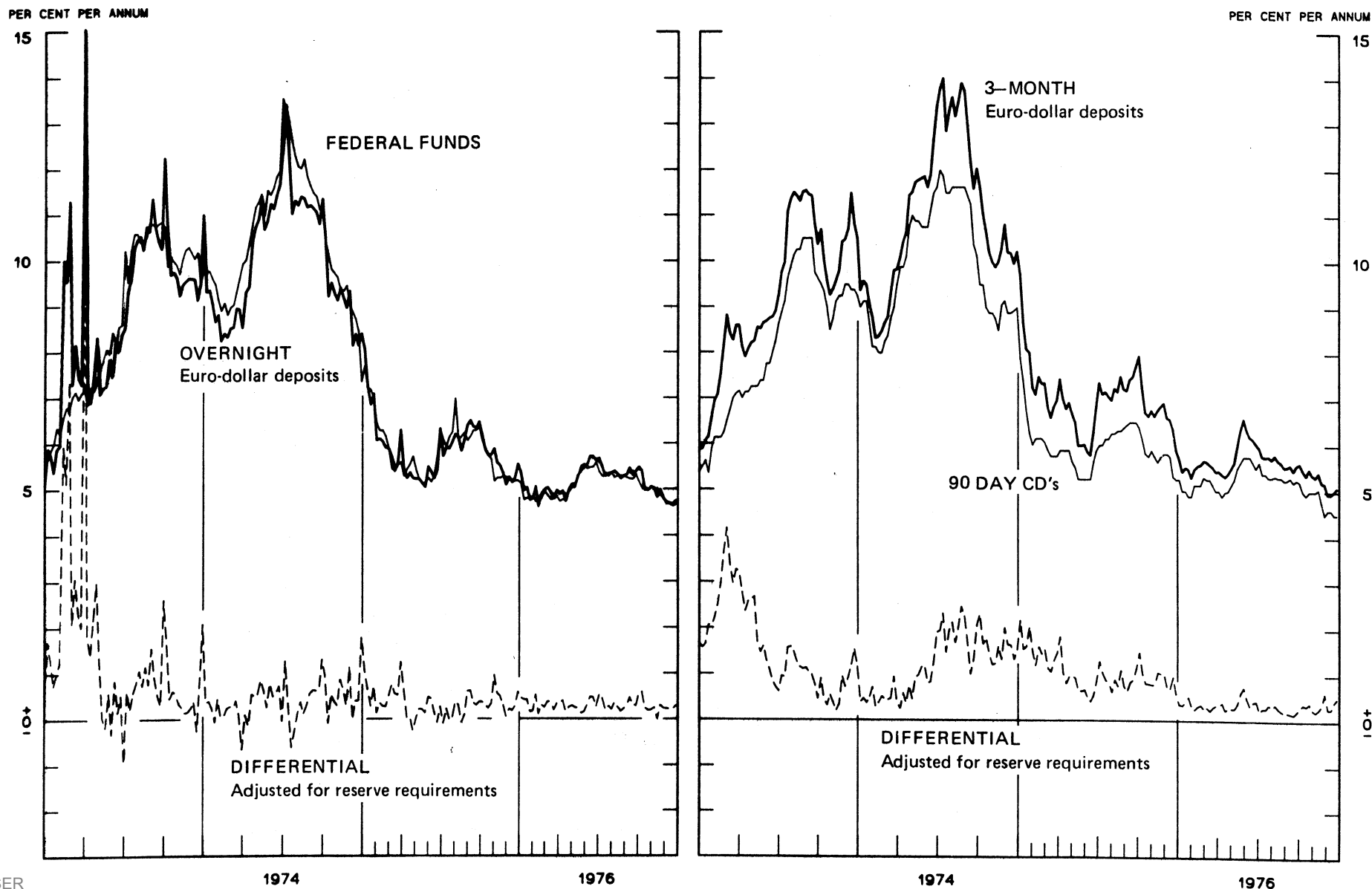


Chart 8

# INTEREST ARBITRAGE: 3-MONTH FUNDS

AVERAGES FOR WEEK ENDING WEDNESDAY

DIFFERENTIAL: PLUS(+), INDICATES FAVOR DOLLAR ASSETS

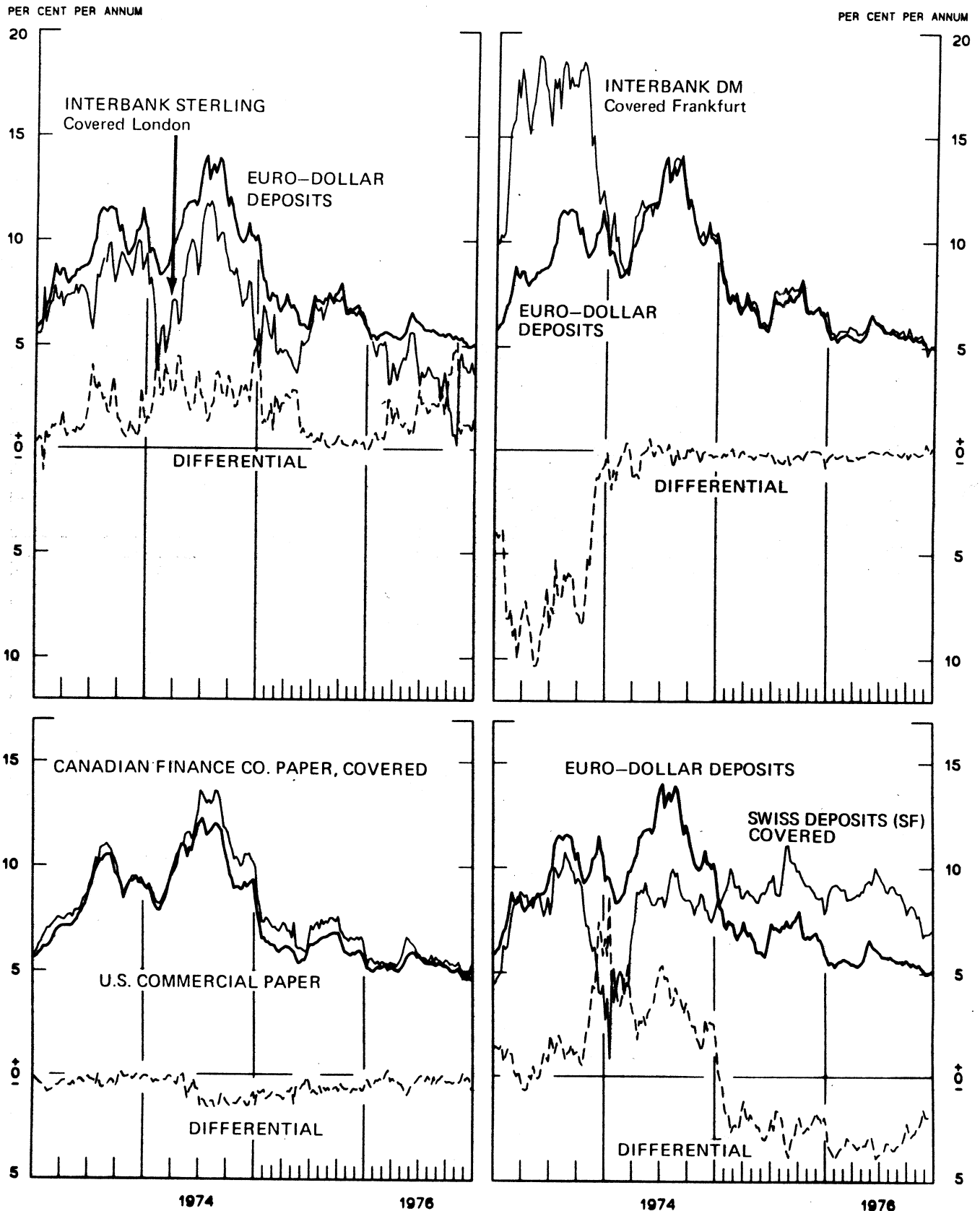


Chart 9  
**LONG-TERM GOVERNMENT BOND YIELDS**  
 WEEKLY SERIES

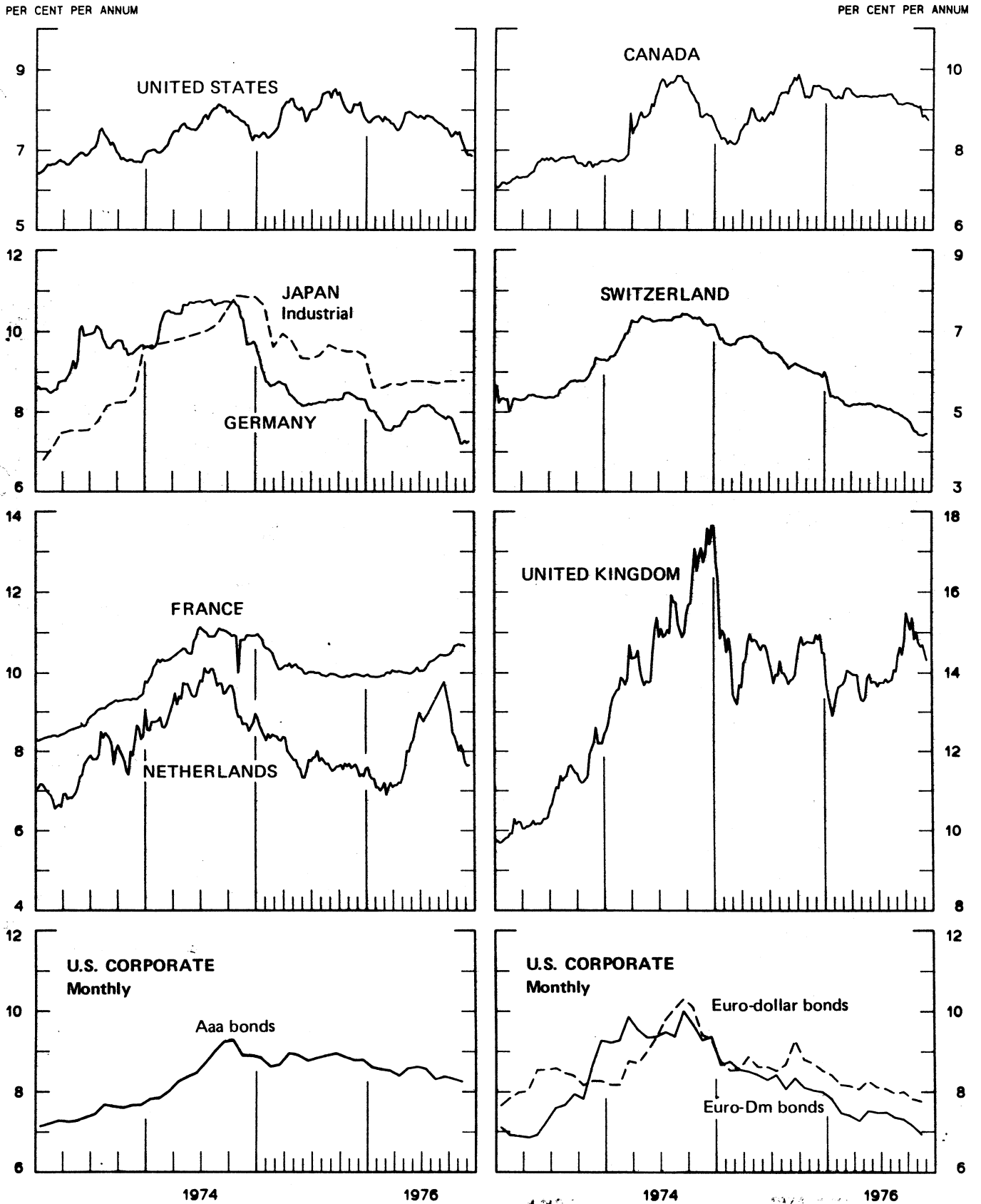
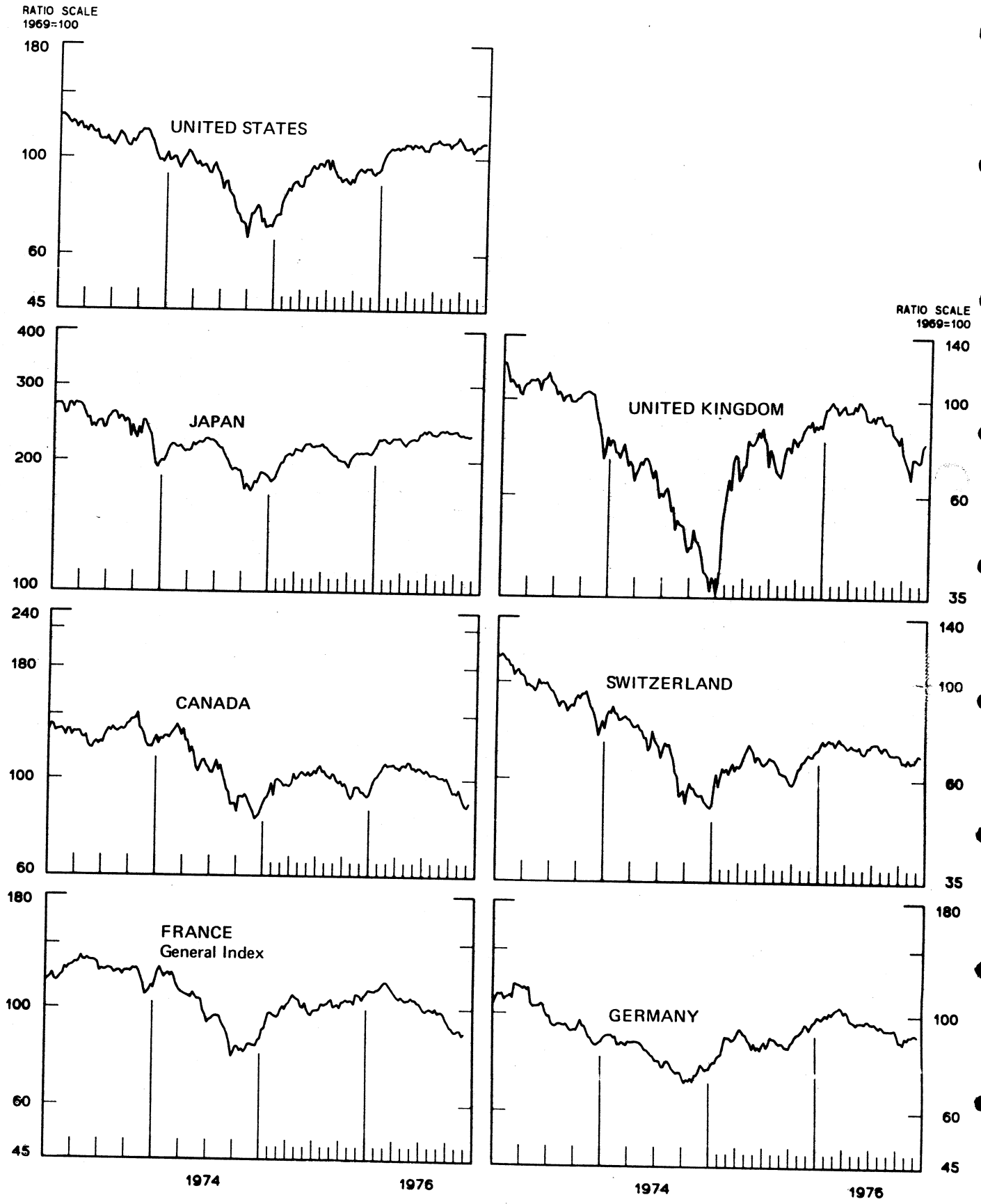


Chart 10  
**INDUSTRIAL STOCK INDEXES**  
 WEEKLY SERIES



SERIES NAME	LAST VALUE PLOTTED	
	DATE	VALUE
<b>CHART 1. SPOT EXCHANGE RATES</b>		
U.S. DOLLAR, WEIGHTED AVERAGE	DEC. 29	90.10
JAPANESE YEN	DEC. 29	122.93
GERMAN MARK	DEC. 29	154.94
DUTCH GUILDER	DEC. 29	146.68
U.K. POUND	DEC. 29	70.59
CANADIAN DOLLAR	DEC. 29	106.72
FRENCH FRANC	DEC. 29	111.68
SWISS FRANC	DEC. 29	178.63
BELGIAN FRANC	DEC. 29	138.47
ITALIAN LIRA	DEC. 29	71.60
<b>CHART 2. 3-MONTH FORWARD EXCHANGE RATES</b>		
CANADIAN DOLLAR	DEC. 29	-3.01
U.K. POUND	DEC. 29	-10.39
GERMAN MARK	DEC. 29	0.09
FRENCH FRANC	DEC. 29	-7.32
SWISS FRANC	DEC. 29	3.01
DUTCH GUILDER	DEC. 29	-1.34
JAPANESE YEN	DEC. 29	-1.43
<b>CHART 3. GOLD PRICE IN LONDON</b>		
U.S. DOLLAR PER FINE OUNCE	DEC. 29	133.22
<b>CHART 4. CALL MONEY RATES</b>		
U.S. FEDERAL FUNDS	DEC. 29	4.66
OVERNIGHT EURO-DOLLAR DEPOSITS	DEC. 29	4.75
U.K. 2-DAY LOCAL AUTHORITY DEPOSITS	DEC. 24	15.00
CANADA	DEC. 17	8.75
GERMANY	DEC. 24	5.20
EURO-DM	DEC. 17	5.00
JAPAN	DEC. 24	7.50
FRANCE	DEC. 24	10.75
NETHERLANDS	DEC. 17	6.49
EURO-SWISS FRANC	DEC. 17	0.36
<b>CHART 5. 3-MONTH INTEREST RATES</b>		
U.S. CD'S (60-89 DAYS)	DEC. 29	4.50
GERMAN INTERBANK LOAN	DEC. 29	4.87
JAPANESE COMPOSITE LOAN	NOV.	8.19
EURO-DOLLAR DEPOSIT	DEC. 29	5.09
CANADIAN FINANCE COMPANY PAPER	DEC. 29	8.31
INTERBANK STERLING	DEC. 29	14.06
SWISS DEPOSIT	DEC. 29	4.00

SERIES NAME

LAST VALUE PLOTTED  
DATE VALUE

CHART 6. EURO-DOLLAR DEPOSIT RATES: LONDON

OVERNIGHT	DEC. 29	4.75
7-DAY	DEC. 29	5.34
1-MONTH	DEC. 29	4.91
3-MONTH	DEC. 29	5.09
6-MONTH	DEC. 29	5.38
1-YEAR	DEC. 29	5.61

CHART 7. SELECTED EURO-DOLLAR AND U.S. MONEY MARKET RATES

OVERNIGHT EURO-DOLLAR DEPOSITS	DEC. 29	4.75
U.S. FEDERAL FUNDS	DEC. 29	4.66
DIFFERENTIAL ADJ. FOR RESERVE REQUIREMENTS	DEC. 29	0.29
3-MONTH EURO-DOLLAR DEPOSIT RATE	DEC. 29	5.09
U.S. CD'S (60-89 DAYS)	DEC. 29	4.50
DIFFERENTIAL ADJ. FOR RESERVE REQUIREMENTS	DEC. 29	0.51

CHART 8. INTEREST ARBITRAGE, 3-MONTH FUNDS

EURO-DOLLAR DEPOSIT	DEC. 29	5.09
INTERBANK STERLING (LONDON), COVERED	DEC. 29	3.67
DIFFERENTIAL	DEC. 29	1.42
U.S. COMMERCIAL PAPER	DEC. 29	4.63
CANADIAN FINANCE CO. PAPER, COVERED	DEC. 29	5.30
DIFFERENTIAL	DEC. 29	-0.67
EURO-DOLLAR DEPOSIT	DEC. 29	5.09
INTERBANK DM (FRANKFURT), COVERED	DEC. 29	4.96
DIFFERENTIAL	DEC. 29	0.13
EURO-DOLLAR DEPOSIT	DEC. 29	5.09
SWISS DEPOSIT (SF), COVERED	DEC. 29	7.01
DIFFERENTIAL	DEC. 29	-1.92

SERIES NAME

LAST VALUE PLOTTED  
DATE VALUE

CHART 9. LONG TERM GOVERNMENT BOND YIELDS

UNITED STATES	DEC. 24	6.85
GERMANY	DEC. 17	7.27
JAPAN (MONTHLY)	NOV.	8.80
SWITZERLAND	DEC. 17	4.46
CANADA	DEC. 17	8.73
FRANCE	DEC. 3	10.65
NETHERLANDS	DEC. 17	7.65
UNITED KINGDOM	DEC. 17	14.31

U.S. CORPORATE

AAA BONDS	NOV.	8.25
EURO-DM BONDS	NOV.	6.93
EURO-DOLLAR BONDS	NOV.	7.76

CHART 10. INDUSTRIAL STOCK INDEXES

UNITED STATES	DEC. 24	108.24
JAPAN	NOV. 26	230.23
CANADA	DEC. 10	88.51
FRANCE	DEC. 3	88.16
UNITED KINGDOM	DEC. 17	79.75
SWITZERLAND	DEC. 17	68.16
GERMANY	DEC. 17	89.92



# FEDERAL RESERVE

statistical release

H.10

JANUARY 3, 1977

## FOREIGN EXCHANGE RATES

FOR THE WEEK ENDING DECEMBER 31, 1976

The Board of Governors of the Federal Reserve System is advised that the Federal Reserve Bank of New York has certified for customs purposes the following noon buying rate in New York City for cable transfers payable in foreign currencies:

COUNTRY	MONETARY UNIT	(RATE U.S. CENTS)				
		DEC. 27	DEC. 28	DEC. 29	DEC. 30	DEC. 31
AUSTRALIA	DOLLAR	108.7000	108.8000	108.4500	108.8000	108.9000
AUSTRIA	SCHILLING	5.95000	5.97000	5.95000	5.97000	5.96000
BELGIUM	FRANC	2.76900	2.77800	2.78300	2.78500	2.78350
CANADA	DOLLAR	98.6400	98.7700	98.6800	98.8100	99.0700
DENMARK	KRONE	17.2700	17.3200	17.3200	17.3200	17.2700
FINLAND	MARKKA	26.4400	26.5000	26.5100	26.5400	26.5400
FRANCE	FRANC	20.0800	20.1600	20.1600	20.1500	20.1400
GERMANY	D. MARK	42.3300	42.4000	42.4600	42.4100	42.3700
INDIA	RUPEE	11.1500	11.1500	11.1500	11.1500	11.2000
IRELAND	POUND	169.4000	169.7000	170.6000	169.9500	170.1000
ITALY	LIRA	0.11420	0.11420	0.11420	0.11420	0.11460
JAPAN	YEN	0.34210	0.34230	0.34140	0.34130	0.34120
MALAYSIA	DOLLAR	39.5300	39.5200	39.4900	39.4600	39.4200
MEXICO	PESO	4.9600	4.9900	4.9900	4.9900	4.9800
NETHERLANDS	GUILDER	40.5200	40.6100	40.7000	40.7100	40.6900
NEW ZEALAND	DOLLAR	94.0000	94.0000	94.4500	95.0000	94.5000
NORWAY	KRONE	19.2800	19.3600	19.3400	19.3500	19.3600
PORTUGAL	ESCUDO	3.1700	3.1700	3.1700	3.1700	3.1400
SOUTH AFRICA	RAND	115.0000	115.0000	115.0000	115.0000	115.0000
SPAIN	PESATA	1.4637	1.4646	1.4646	1.4646	1.4630
SRI LANKA	RUPEE	11.2500	11.2500	11.2500	11.2500	11.4000
SWEDEN	KRONA	24.2100	24.2700	24.2400	24.2700	24.2500
SWITZERLAND	FRANC	40.8600	40.8000	40.8800	40.9200	40.8600
UNITED KINGDOM	POUND	169.4000	169.7000	170.6000	169.9500	170.1000