

Selected Interest & Exchange Rates

Weekly Series of Charts

DECEMBER 27, 1976

Prepared by the
**FINANCIAL MARKETS
SECTION**

**DIVISION OF
INTERNATIONAL FINANCE**

**BOARD OF GOVERNORS
FEDERAL RESERVE SYSTEM
Washington, D.C. 20551**

Table of Contents

TABLES

1. LATEST FIGURES PLOTTED
2. DAILY CERTIFIED SPOT EXCHANGE RATES--H.10 RELEASE

CHARTS

1. SPOT EXCHANGE RATE INDEXES
2. 3-MONTH FORWARD EXCHANGE RATES
3. GOLD PRICE--LONDON
4. CALL MONEY RATES
5. 3-MONTH INTEREST RATES
6. EURO-DOLLAR DEPOSIT RATES
7. SELECTED EURO-DOLLAR AND U.S. MONEY MARKET RATES
8. INTEREST ARBITRAGE: 3-MONTH FUNDS
9. LONG-TERM GOVERNMENT BOND YIELDS
10. INDUSTRIAL STOCK INDEXES

SUBSCRIPTION RATES:

Weekly \$15.00 per year or \$4.00 each in the United States, its possessions, Canada, and Mexico; 10 or more of the same issue to one address, \$13.50 per year or \$3.50 each. Elsewhere, \$20.00 per year or \$5.00 each. Address requests to Publications Services, Division of Administrative Services, and make payment remittance payable to the order of the Board of Governors of the Federal Reserve System in a form collectible at par in U.S. Currency.

Chart 1
SPOT EXCHANGE RATES

DOLLAR PRICES OF FOREIGN CURRENCIES AND WEIGHTED AVERAGE VALUES (DASHED LINE)

3

RATIO SCALE
MAY 1970 PARITY=100

RATIO SCALE
MAY 1970 PARITY=100

AVERAGES FOR WEEK ENDING WEDNESDAY

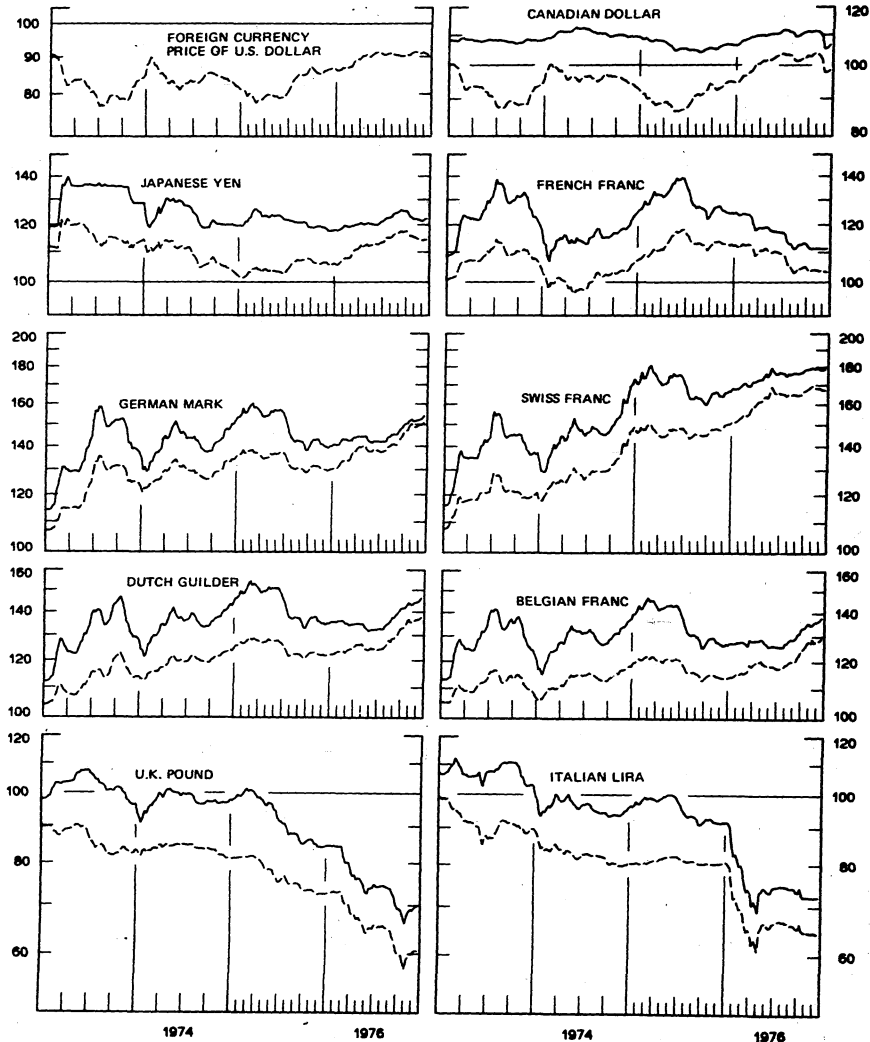
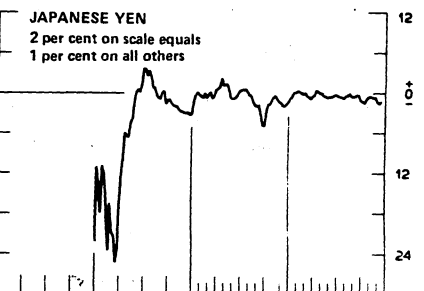
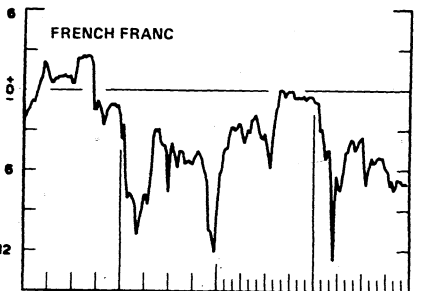
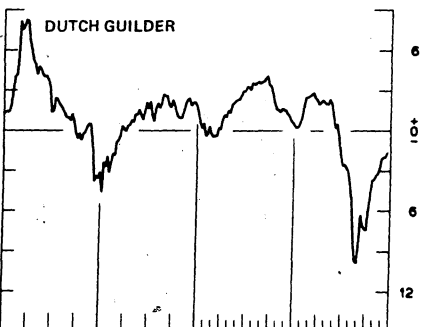
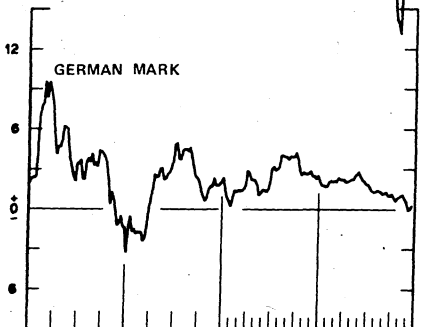
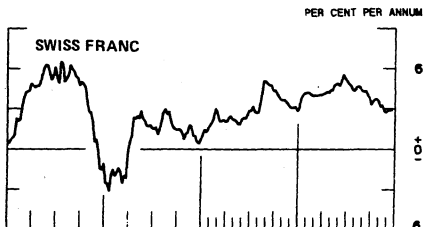
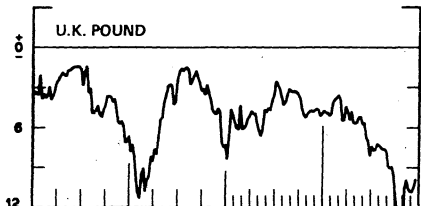
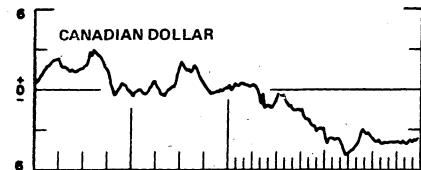


Chart 2
3-MONTH FORWARD EXCHANGE RATES
 PREMIUMS (+), OR DISCOUNT (-)

AVERAGES FOR WEEK ENDING WEDNESDAY

PER CENT PER ANNUM



1974

1976

1974

1976

Chart 3
PRICE OF GOLD IN LONDON
AVERAGES FOR WEEK ENDING WEDNESDAY

5

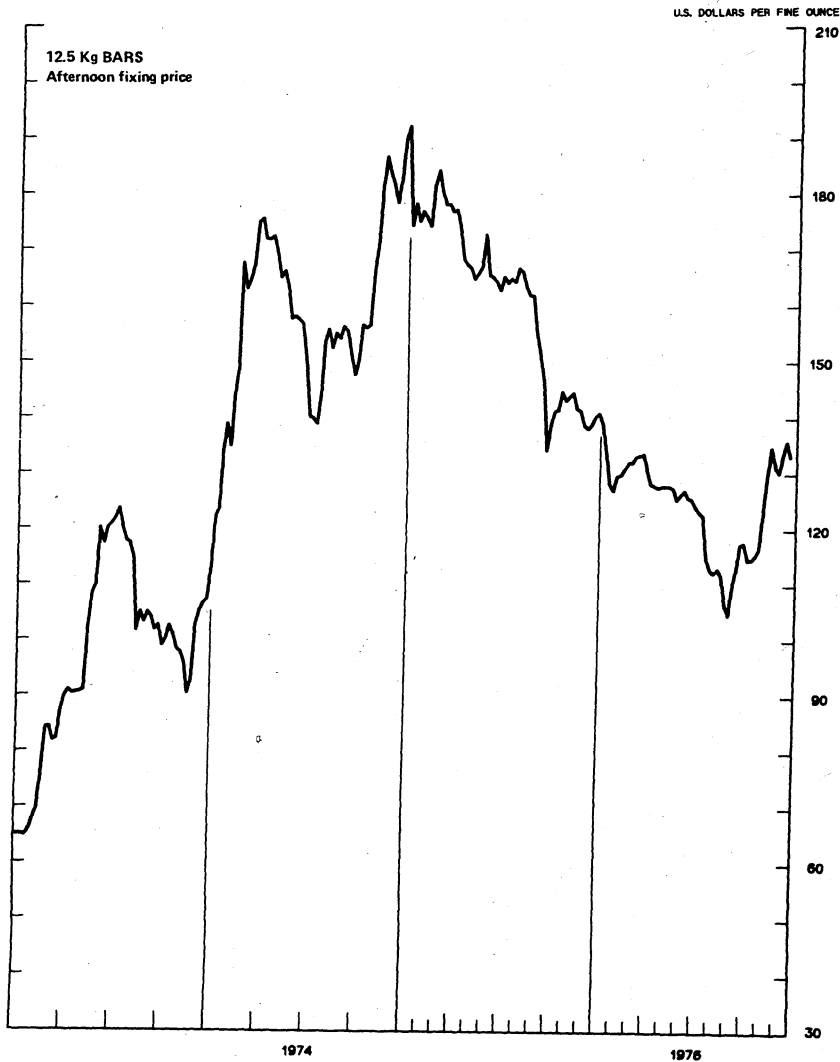


Chart 4
CALL MONEY RATES
 WEEKLY SERIES

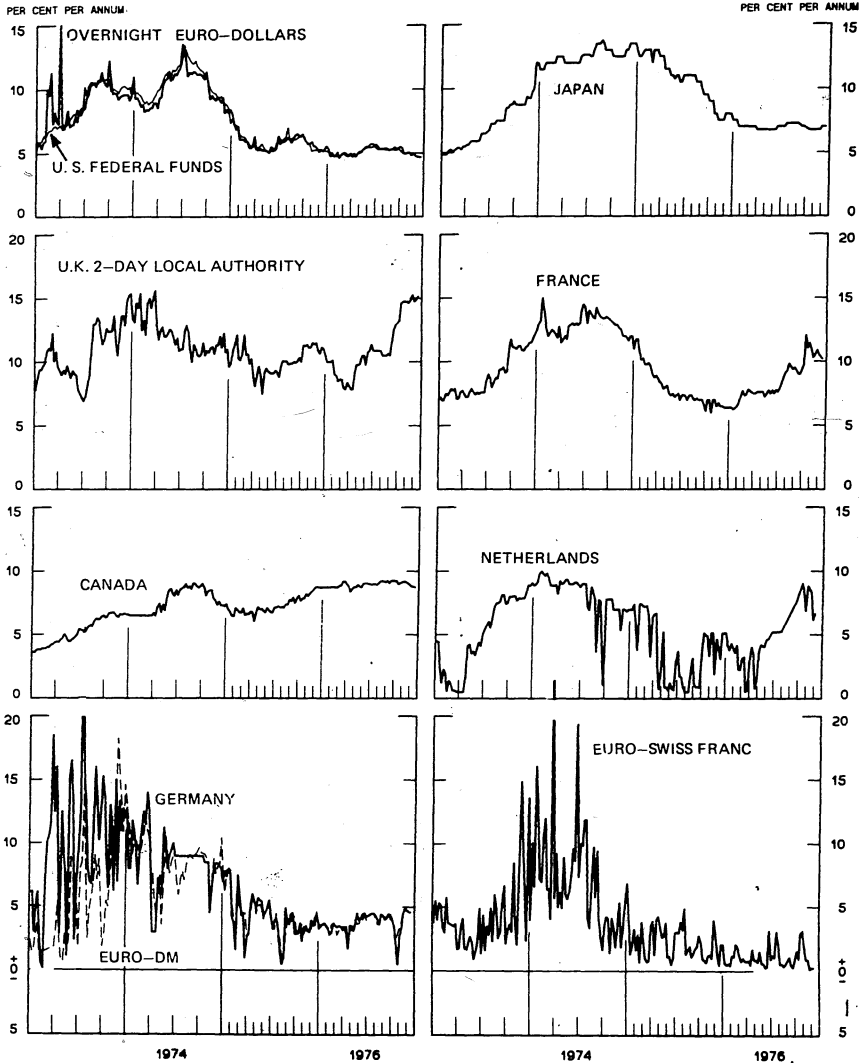


Chart 5
3-MONTH INTEREST RATES
WEEKLY SERIES

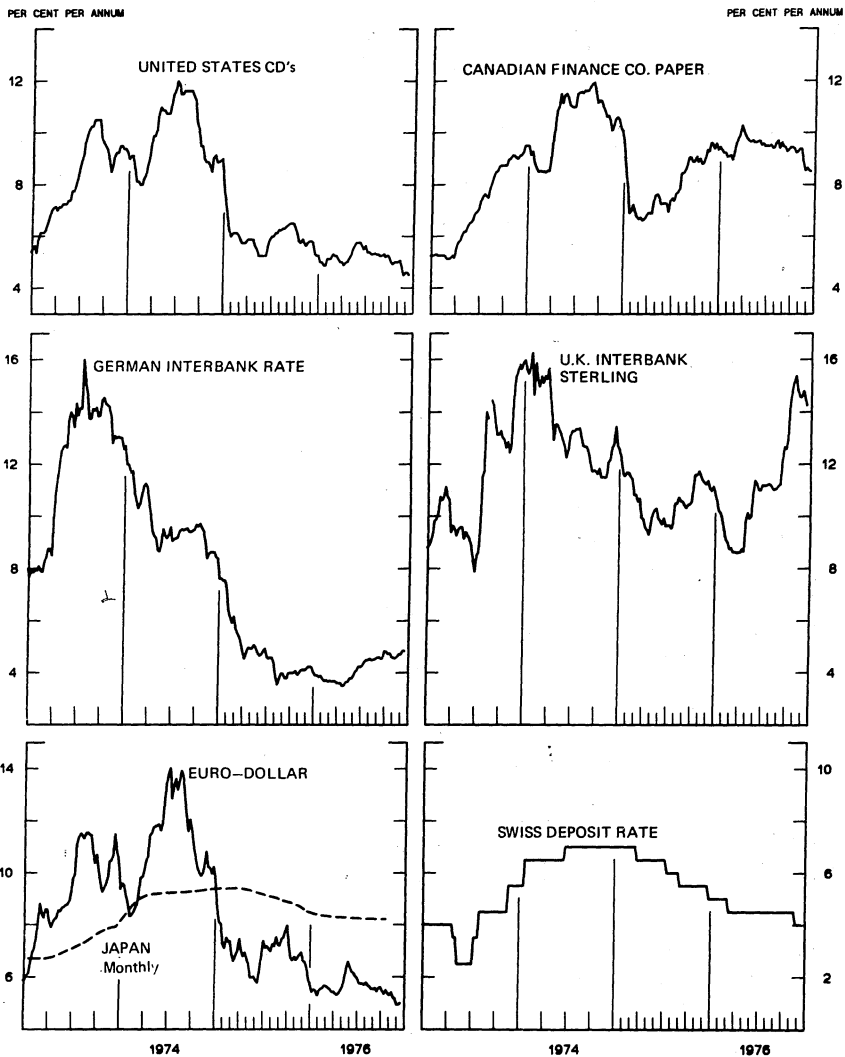


Chart 6
EURO-DOLLAR DEPOSIT RATES London
AVERAGES FOR WEEK ENDING WEDNESDAY

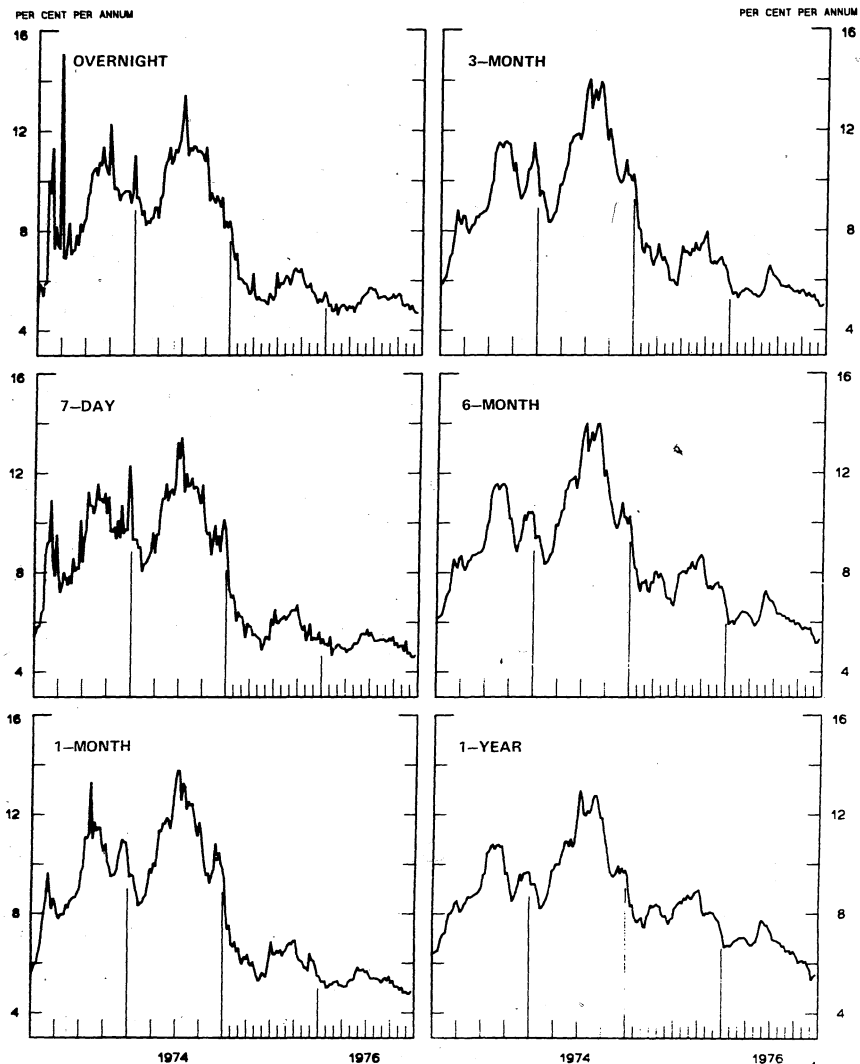


Chart 7
SELECTED EURO-DOLLAR AND U.S. MONEY MARKET RATES
 AVERAGES FOR WEEK ENDING WEDNESDAY

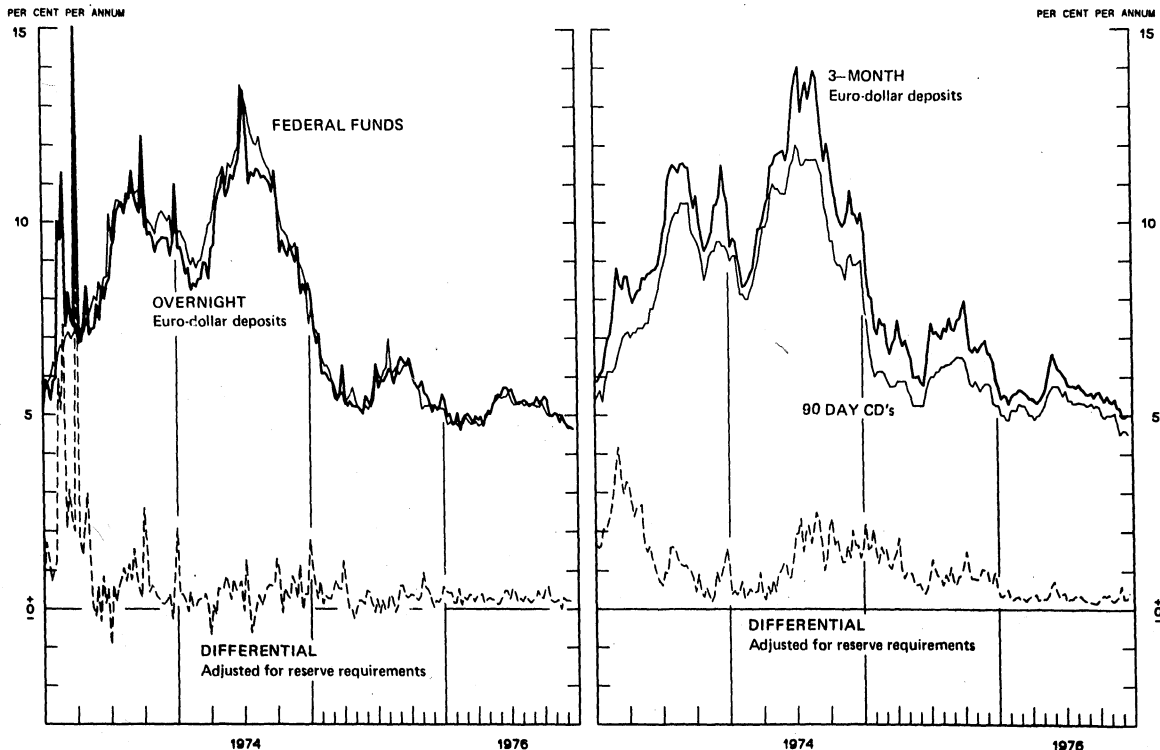


Chart 8

INTEREST ARBITRAGE: 3-MONTH FUNDS

AVERAGES FOR WEEK ENDING WEDNESDAY

DIFFERENTIAL: PLUS(+), INDICATES FAVOR DOLLAR ASSETS

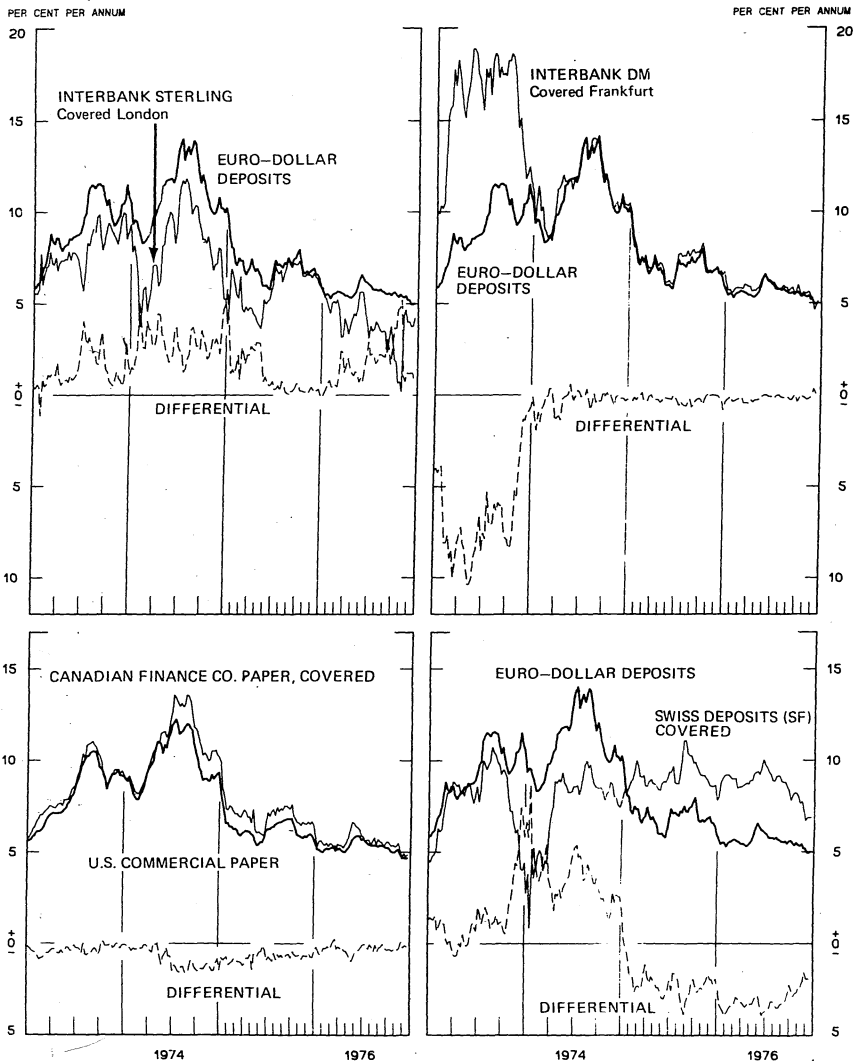


Chart 9
LONG-TERM GOVERNMENT BOND YIELDS
 WEEKLY SERIES

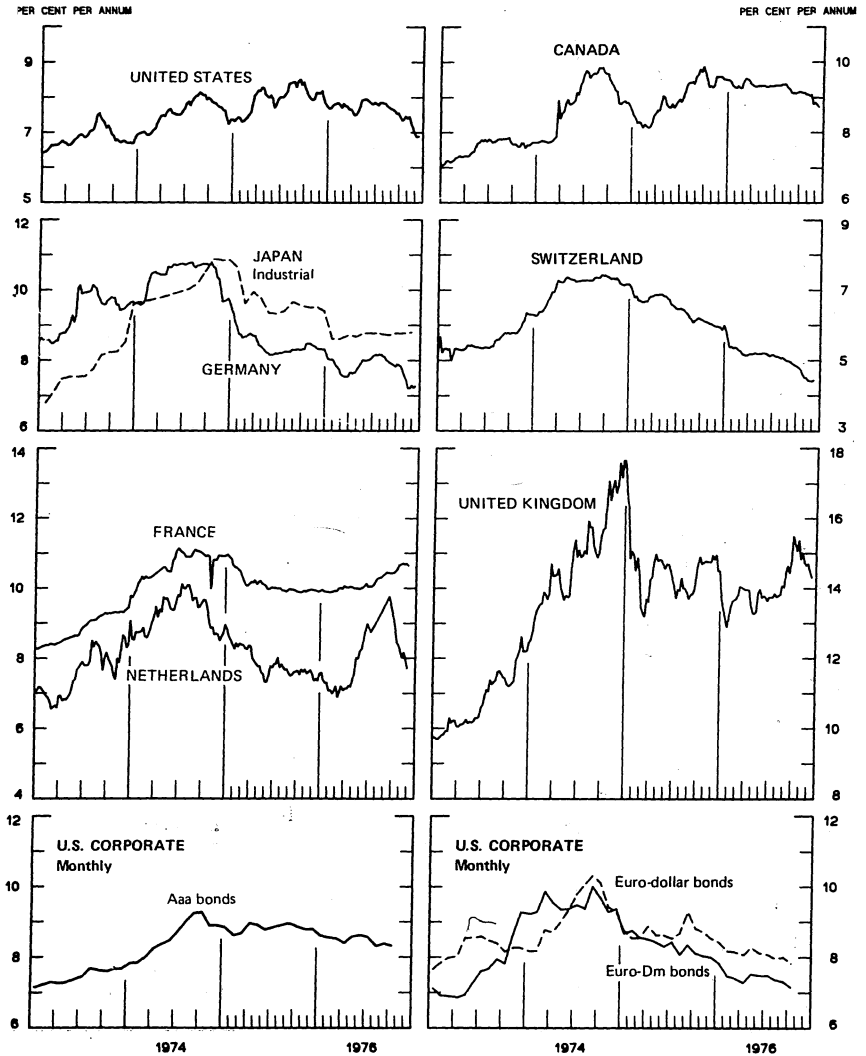
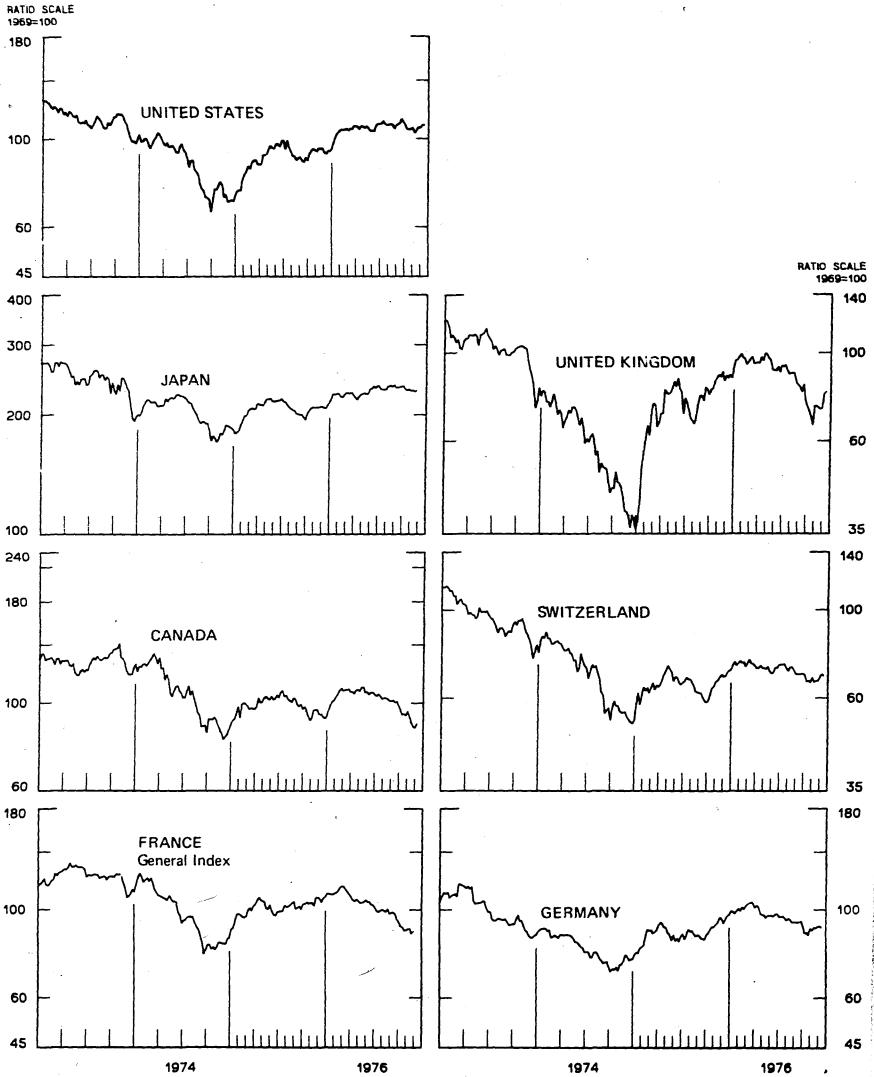


Chart 10
INDUSTRIAL STOCK INDEXES
 WEEKLY SERIES



SERIES NAME

LAST VALUE PLOTTED
DATE VALUE

CHART 1. SPOT EXCHANGE RATES

U.S. DOLLAR, WEIGHTED AVERAGE	DEC. 22	90.40
JAPANESE YEN	DEC. 22	122.32
GERMAN MARK	DEC. 22	154.13
DUTCH GUILDER	DEC. 22	146.21
U.K. POUND	DEC. 22	69.83
CANADIAN DOLLAR	DEC. 22	106.63
FRENCH FRANC	DEC. 22	111.34
SWISS FRANC	DEC. 22	178.82
BELGIAN FRANC	DEC. 22	137.82
ITALIAN LIRA	DEC. 22	72.20

CHART 2. 3-MONTH FORWARD EXCHANGE RATES

CANADIAN DOLLAR	DEC. 22	-3.65
U.K. POUND	DEC. 22	-9.88
GERMAN MARK	DEC. 22	0.27
FRENCH FRANC	DEC. 22	-7.06
SWISS FRANC	DEC. 22	2.90
DUTCH GUILDER	DEC. 22	-1.63
JAPANESE YEN	DEC. 22	-1.25

CHART 3. GOLD PRICE IN LONDON

U.S. DOLLAR PER FINE OUNCE	DEC. 22	133.17
----------------------------	---------	--------

CHART 4. CALL MONEY RATES

U.S. FEDERAL FUNDS	DEC. 22	4.63
OVERNIGHT EURO-DOLLAR DEPOSITS	DEC. 22	4.65
U.K. 2-DAY LOCAL AUTHORITY DEPOSITS	DEC. 17	15.13
CANADA	DEC. 17	8.75
GERMANY	DEC. 17	4.60
EURO-DM	DEC. 10	5.01
JAPAN	DEC. 17	7.00
FRANCE	DEC. 17	10.19
NETHERLANDS	DEC. 3	6.64
EURO-SWISS FRANC	DEC. 10	0.25

CHART 5. 3-MONTH INTEREST RATES

U.S. CD'S (60-89 DAYS)	DEC. 22	4.50
GERMAN INTERBANK LOAN	DEC. 22	4.84
JAPANESE COMPOSITE LOAN	OCT.	8.20
EURO-DOLLAR DEPOSIT	DEC. 22	5.01
CANADIAN FINANCE COMPANY PAPER	DEC. 22	8.50
INTERBANK STERLING	DEC. 22	14.10
SWISS DEPOSIT	DEC. 22	4.00

SERIES NAME

LAST VALUE PLOTTE
DATE VALUE

CHART 6. EURO-DOLLAR DEPOSIT RATES: LONDON

OVERNIGHT	DEC. 22	4.65
7-DAY	DEC. 22	4.66
1-MONTH	DEC. 22	4.86
3-MONTH	DEC. 22	5.01
6-MONTH	DEC. 22	5.31
1-YEAR	DEC. 22	5.55

CHART 7. SELECTED EURO-DOLLAR AND U.S. MONEY MARKET RATES

OVERNIGHT EURO-DOLLAR DEPOSITS	DEC. 22	4.65
U.S. FEDERAL FUNDS	DEC. 22	4.63
DIFFERENTIAL ADJ. FOR RESERVE REQUIREMENTS	DEC. 22	0.21
3-MONTH EURO-DOLLAR DEPOSIT RATE	DEC. 22	5.01
U.S. CD'S (60-89 DAYS)	DEC. 22	4.50
DIFFERENTIAL ADJ. FOR RESERVE REQUIREMENTS	DEC. 22	0.43

CHART 8. INTEREST ARBITRAGE, 3-MONTH FUNDS

EURO-DOLLAR DEPOSIT	DEC. 22	5.01
INTERBANK STERLING (LONDON), COVERED	DEC. 22	4.22
DIFFERENTIAL	DEC. 22	0.79
U.S. COMMERCIAL PAPER	DEC. 22	4.68
CANADIAN FINANCE CO. PAPER, COVERED	DEC. 22	4.85
DIFFERENTIAL	DEC. 22	-0.17
EURO-DOLLAR DEPOSIT	DEC. 22	5.01
INTERBANK DM (FRANKFURT), COVERED	DEC. 22	5.11
DIFFERENTIAL	DEC. 22	-0.09
EURO-DOLLAR DEPOSIT	DEC. 22	5.01
SWISS DEPOSIT (SF), COVERED	DEC. 22	6.90
DIFFERENTIAL	DEC. 22	-1.88

SERIES NAME

LAST VALUE PLOTTED
DATE VALUE

CHART 9. LONG TERM GOVERNMENT BOND YIELDS

UNITED STATES	DEC. 17	6.89
GERMANY	DEC. 17	7.27
JAPAN (MONTHLY)	NOV.	8.80
SWITZERLAND	DEC. 10	4.44
CANADA	DEC. 17	8.73
FRANCE	DEC. 3	10.65
NETHERLANDS	DEC. 3	7.71
UNITED KINGDOM	DEC. 17	14.31

U.S. CORPORATE

AAA BONDS	OCT.	8.32
EURO-DM BONDS	OCT.	7.15
EURO-DOLLAR BONDS	OCT.	7.82

CHART 10. INDUSTRIAL STOCK INDEXES

UNITED STATES	DEC. 17	108.63
JAPAN	NOV. 26	230.23
CANADA	DEC. 10	88.51
FRANCE	DEC. 3	88.16
UNITED KINGDOM	DEC. 17	79.75
SWITZERLAND	DEC. 17	68.16
GERMANY	DEC. 17	89.92



FEDERAL RESERVE

statistical release

H-10

DECEMBER 27, 1976

FOREIGN EXCHANGE RATES

FOR THE WEEK ENDING DECEMBER 24, 1976

The Board of Governors of the Federal Reserve System is advised that the Federal Reserve Bank of New York has certified for customs purposes the following noon buying rate in New York City for cable transfers payable in foreign currencies:

COUNTRY	MONETARY UNIT	(RATE U.S. CENTS)				
		DEC. 20	DEC. 21	DEC. 22	DEC. 23	DEC. 24
AUSTRALIA	DOLLAR	105.9100	106.4400	106.9400	107.4900	108.5000
AUSTRIA	SCHILLING	5.93000	5.96000	5.95000	5.94000	5.95000
BELGIUM	FRANC	2.76000	2.76400	2.76800	2.75900	2.75800
CANADA	DOLLAR	98.9600	98.7500	98.5500	98.8400	98.8400
DENMARK	KRONE	17.2600	17.2800	17.2500	17.2600	17.2600
FINLAND	MARKKA	26.3900	26.3500	26.3500	26.3500	26.4400
FRANCE	FRANC	20.0400	20.0500	20.0700	20.0600	20.0700
GERMANY	D. MARK	42.2100	42.2500	42.2500	42.2400	42.2400
INDIA	RUPEE	11.3500	11.3500	11.3500	11.3500	11.1000
IRELAND	POUND	168.1000	167.9000	168.5200	168.4500	168.9500
ITALY	LIRA	0.11550	0.11550	0.11560	0.11500	0.11520
JAPAN	YEN	0.34060	0.34020	0.34030	0.34080	0.34070
MALAYSIA	DOLLAR	39.7100	39.7100	39.7100	39.6800	39.5400
MEXICO	PESO	4.8800	4.9600	4.9800	4.9700	4.9800
NETHERLANDS	GUILDER	40.5000	40.5400	40.4800	40.3900	40.3700
NEW ZEALAND	DOLLAR	93.2700	93.7800	93.7000	93.9300	94.0000
NORWAY	KRONE	19.2900	19.3100	19.2500	19.2600	19.2400
PORTUGAL	ESCUDO	3.1700	3.2100	3.1800	3.1800	3.1700
SOUTH AFRICA	RAND	115.0000	115.0000	115.0000	115.0000	115.0000
SPAIN	PESETA	1.4639	1.4637	1.4635	1.4620	1.4645
SRI LANKA	RUPEE	11.2000	11.2000	11.2000	11.2000	11.2500
SWEDEN	KRONA	24.1500	24.1900	24.1300	24.1600	24.1700
SWITZERLAND	FRANC	40.8800	41.0500	40.9100	40.8400	40.8600
UNITED KINGDOM	POUND	168.1000	167.9000	168.5200	168.4500	168.9500

16