

Selected Interest & Exchange Rates

Weekly Series of Charts

DECEMBER 6, 1976

**Prepared by the
FINANCIAL MARKETS
SECTION**

**DIVISION OF
INTERNATIONAL FINANCE**

**BOARD OF GOVERNORS
FEDERAL RESERVE SYSTEM
Washington, D.C. 20551**

Table of Contents

TABLES

1. LATEST FIGURES PLOTTED
2. DAILY CERTIFIED SPOT EXCHANGE RATES-- H.10 RELEASE

CHARTS

1. SPOT EXCHANGE RATE INDEXES
2. 3-MONTH FORWARD EXCHANGE RATES
3. GOLD PRICE--LONDON
4. CALL MONEY RATES
5. 3-MONTH INTEREST RATES
6. EURO-DOLLAR DEPOSIT RATES
7. SELECTED EURO-DOLLAR AND U.S. MONEY MARKET RATES
8. INTEREST ARBITRAGE: 3-MONTH FUNDS
9. LONG-TERM GOVERNMENT BOND YIELDS
10. INDUSTRIAL STOCK INDEXES

SUBSCRIPTION RATES:

Weekly \$15.00 per year or \$.40 each in the United States, its possessions, Canada, and Mexico; 10 or more of the same issue to one address, \$13.50 per year or \$.35 each. Elsewhere, \$20.00 per year or \$.50 each. Address requests to Publications Services, Division of Administrative Services, and make payment remittance payable to the order of the Board of Governors of the Federal Reserve System in a form collectible at par in U.S. Currency.

Chart 1 SPOT EXCHANGE RATES

DOLLAR PRICES OF FOREIGN CURRENCIES AND WEIGHTED AVERAGE VALUES (DASHED LINE)
AVERAGES FOR WEEK ENDING WEDNESDAY

RATIO SCALE
MAY 1970 PARITY=100

RATIO SCALE
MAY 1970 PARITY=100

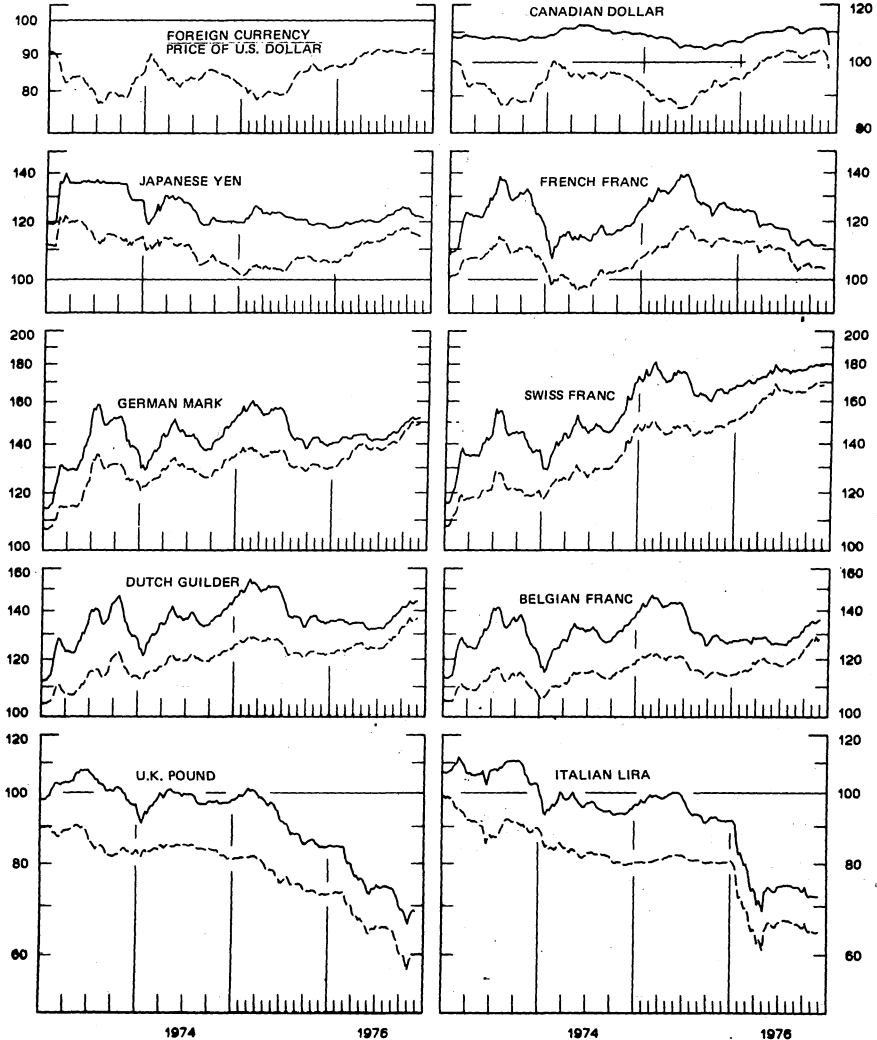
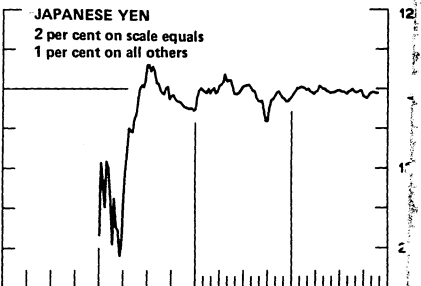
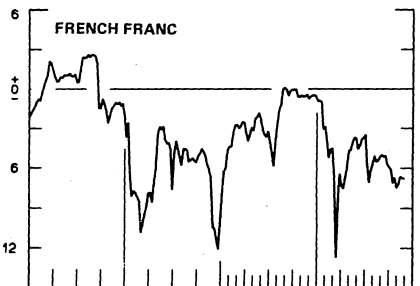
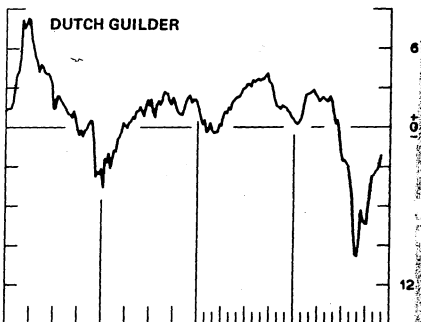
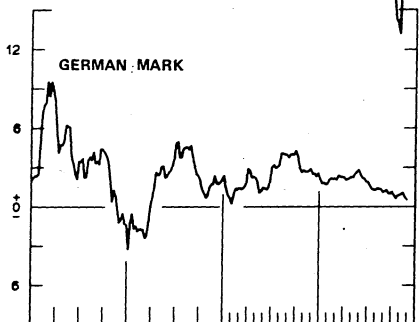
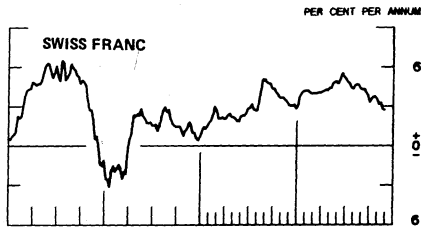
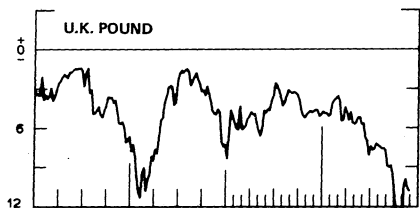
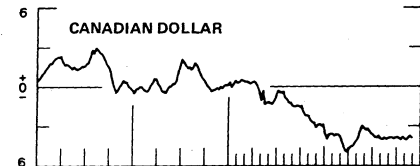


Chart 2
3-MONTH FORWARD EXCHANGE RATES
 PREMIUMS (+), OR DISCOUNT (-)
 AVERAGES FOR WEEK ENDING WEDNESDAY

PER CENT PER ANNUM



5

Chart 3
PRICE OF GOLD IN LONDON
AVERAGES FOR WEEK ENDING WEDNESDAY

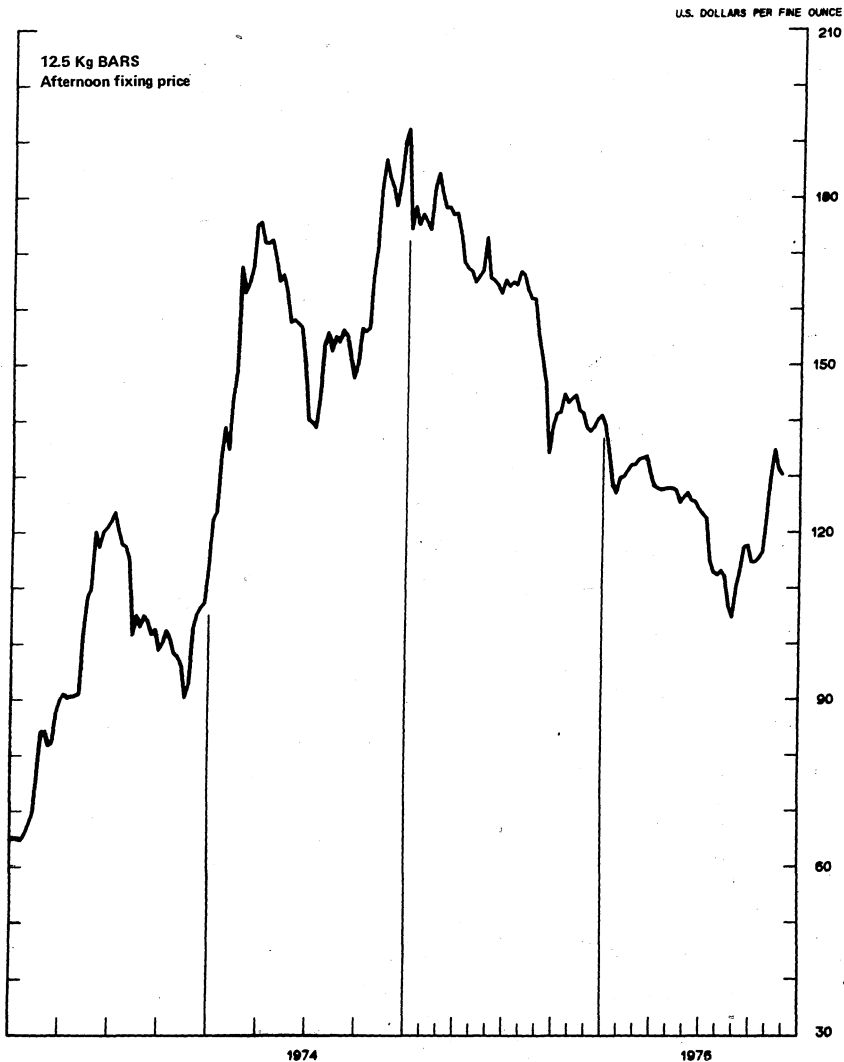
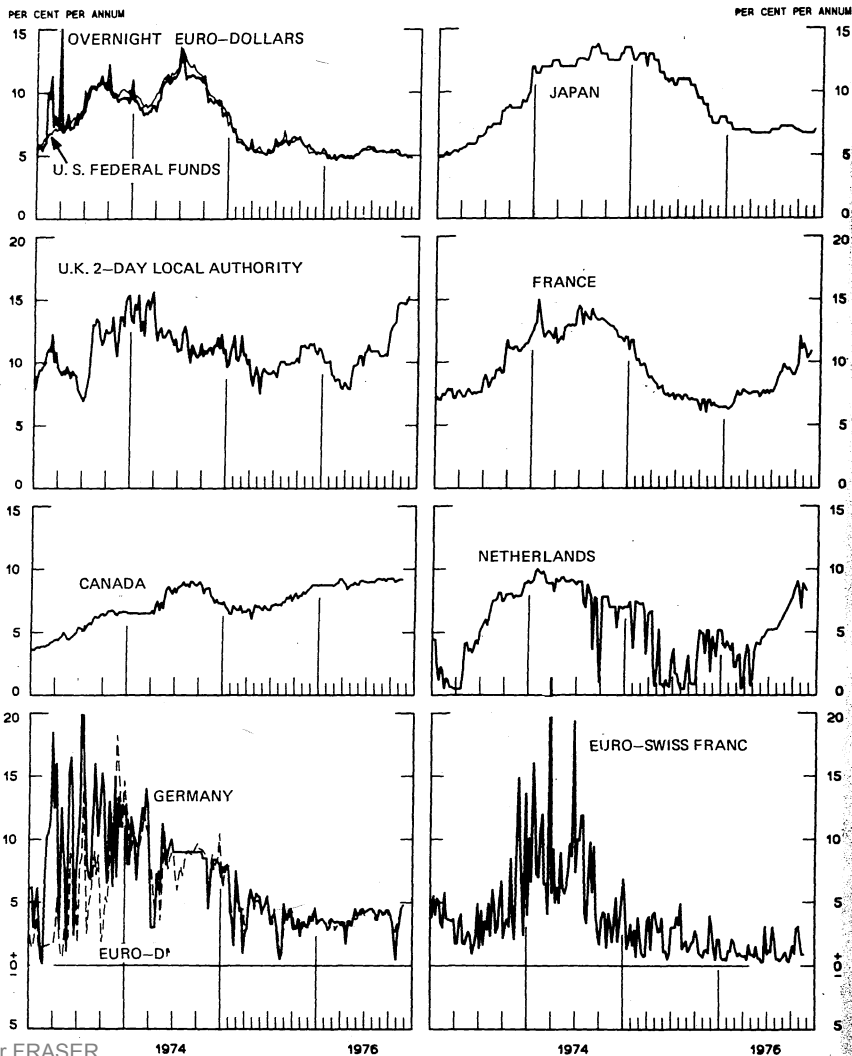


Chart 4
CALL MONEY RATES
 WEEKLY SERIES



7

Chart 5
3-MONTH INTEREST RATES
 WEEKLY SERIES

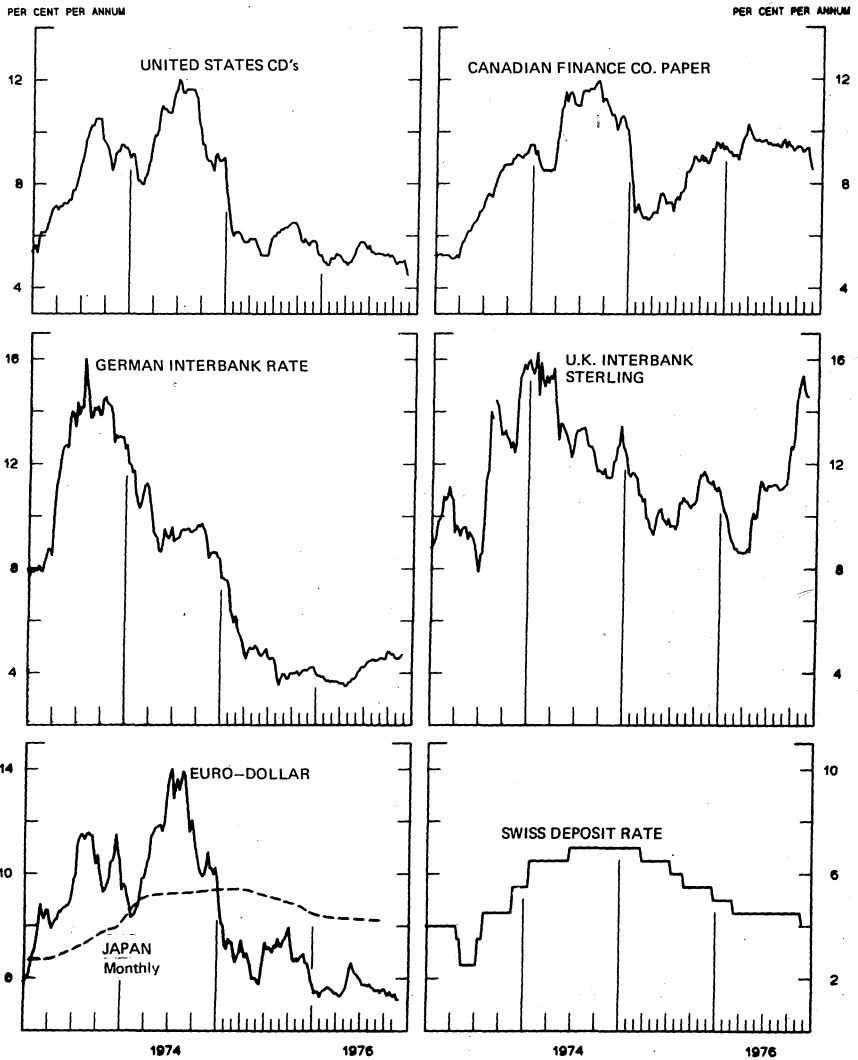


Chart 6
EURO-DOLLAR DEPOSIT RATES London
AVERAGES FOR WEEK ENDING WEDNESDAY

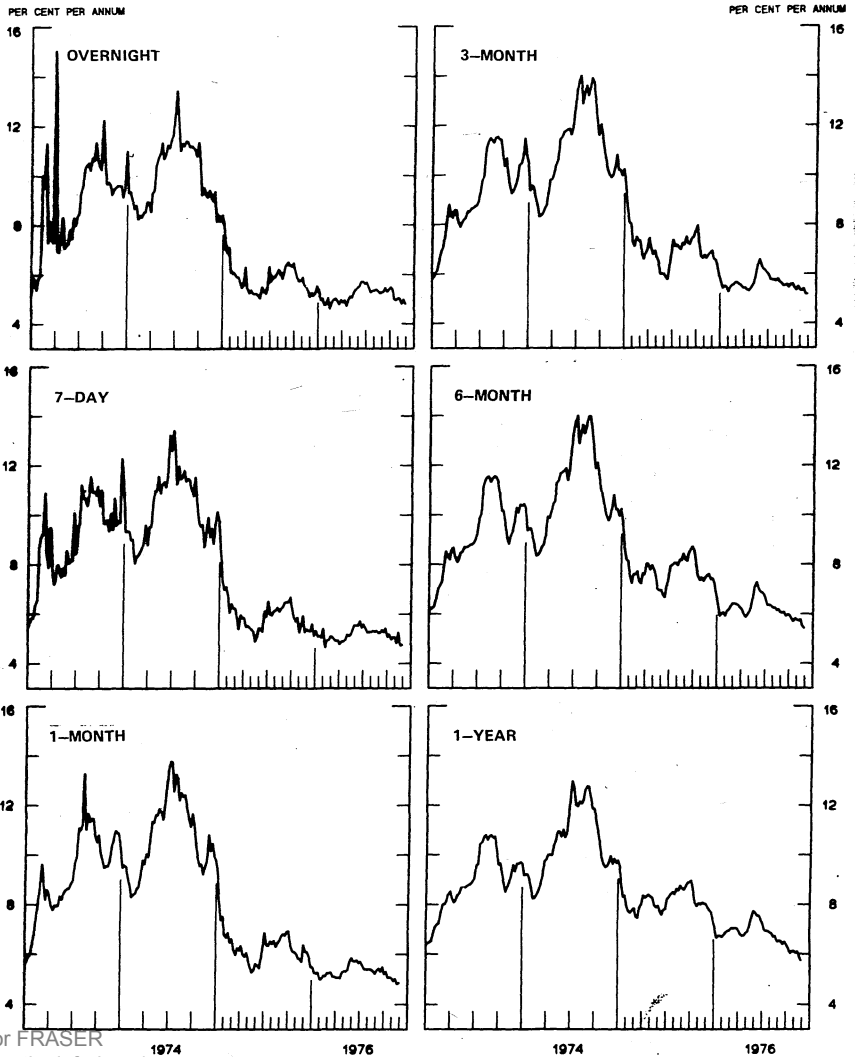


Chart 7
SELECTED EURO-DOLLAR AND U.S. MONEY MARKET RATES
 AVERAGES FOR WEEK ENDING WEDNESDAY

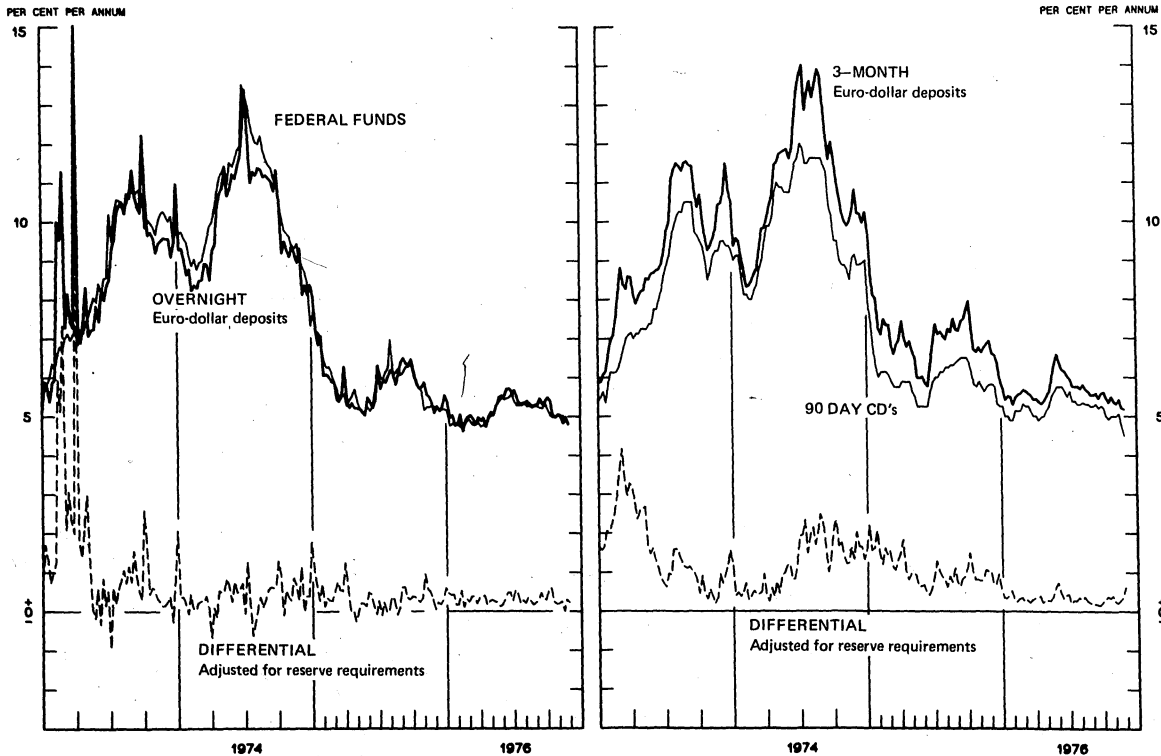
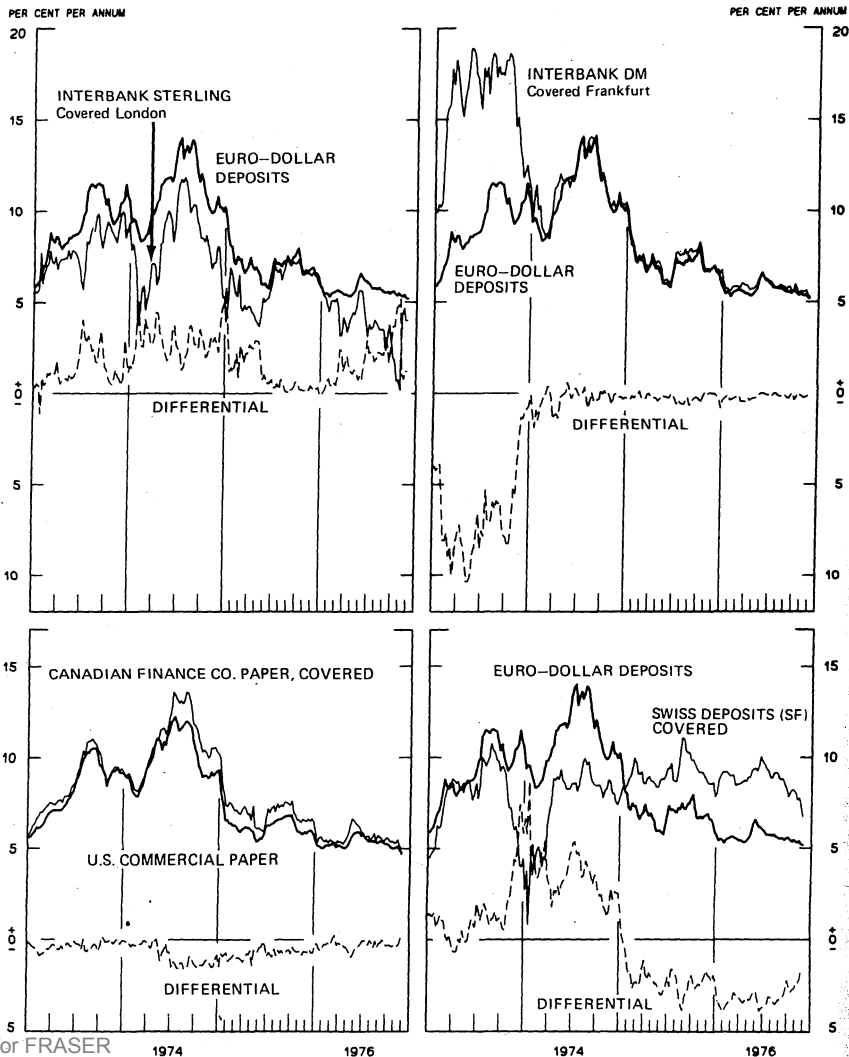


Chart 8
INTEREST ARBITRAGE: 3-MONTH FUNDS

AVERAGES FOR WEEK ENDING WEDNESDAY
 DIFFERENTIAL: PLUS(+), INDICATES FAVOR DOLLAR ASSETS



11

Chart 9
LONG-TERM GOVERNMENT BOND YIELDS
 WEEKLY SERIES

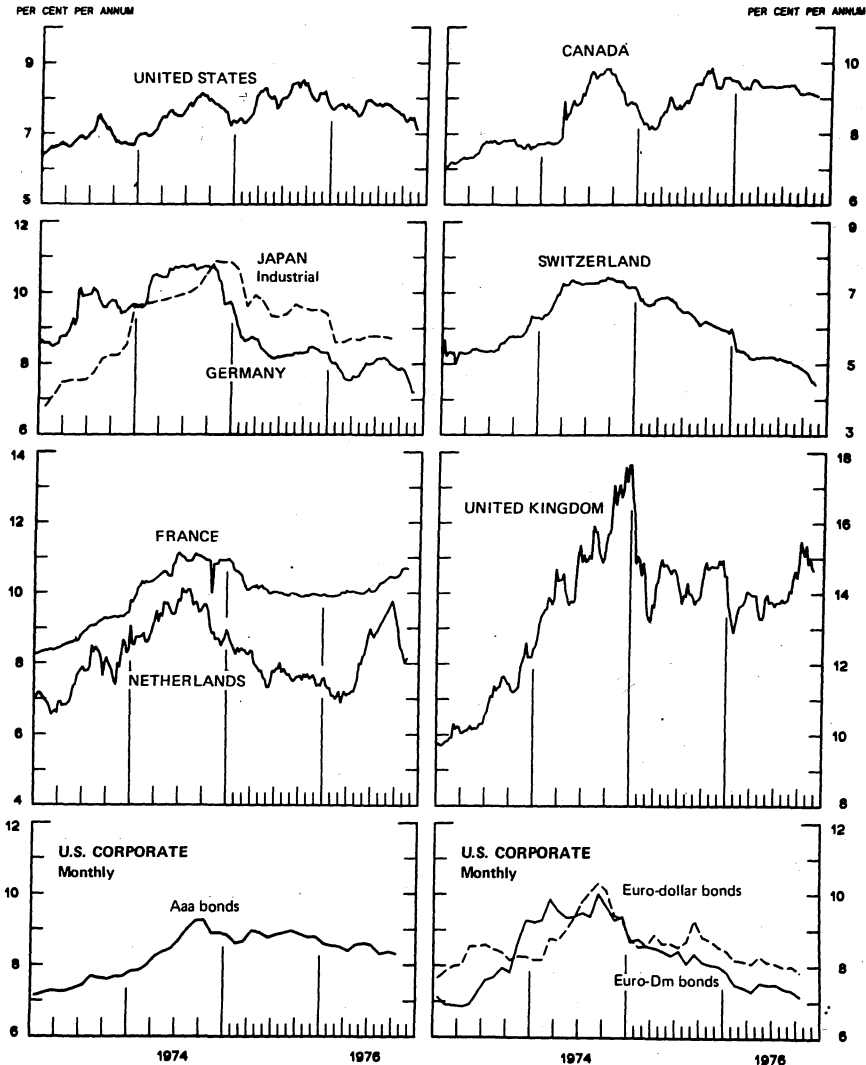
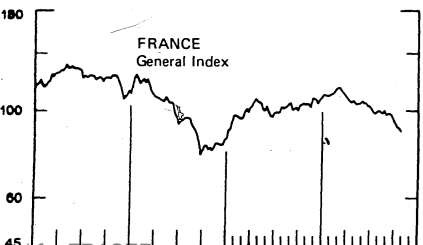
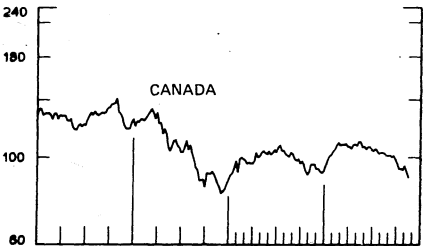
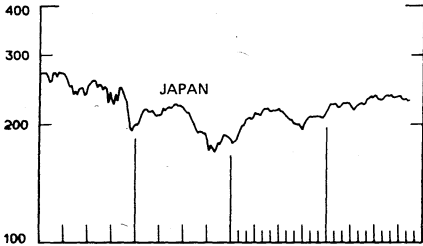
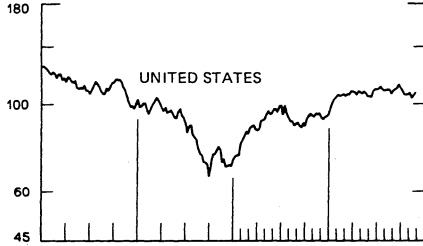
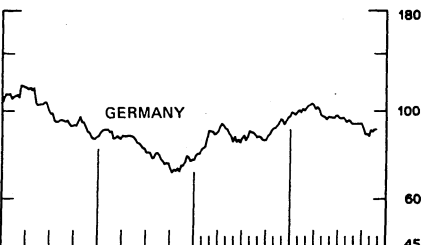
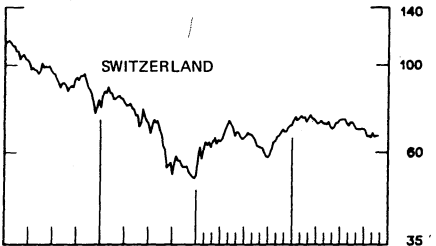
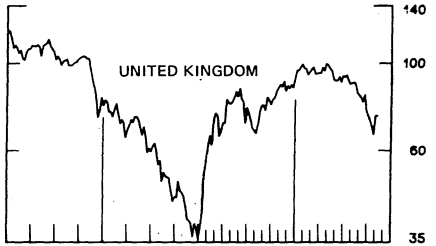


Chart 10
INDUSTRIAL STOCK INDEXES
 WEEKLY SERIES

RATIO SCALE
 1969=100



RATIO SCALE
 1969=100



1975

1974

1976

SERIES NAME

LAST VALUE PLOTTED
DATE VALUE

CHART 1. SPOT EXCHANGE RATES

U.S. DOLLAR, WEIGHTED AVERAGE	DEC. 1	91.22
JAPANESE YEN	DEC. 1	121.50
GERMAN MARK	DEC. 1	152.03
DUTCH GUILDER	DEC. 1	144.15
U.K. POUND	DEC. 1	68.83
CANADIAN DOLLAR	DEC. 1	105.53
FRENCH FRANC	DEC. 1	111.18
SWISS FRANC	DEC. 1	178.85
BELGIAN FRANC	DEC. 1	136.00
ITALIAN LIRA	DEC. 1	72.12

CHART 2. 3-MONTH FORWARD EXCHANGE RATES

CANADIAN DOLLAR	DEC. 1	-3.91
U.K. POUND	DEC. 1	-10.79
GERMAN MARK	DEC. 1	0.53
FRENCH FRANC	DEC. 1	-6.79
SWISS FRANC	DEC. 1	2.73
DUTCH GUILDER	DEC. 1	-2.11
JAPANESE YEN	DEC. 1	-0.59

CHART 3. GOLD PRICE IN LONDON

U.S. DOLLAR PER FINE OUNCE	DEC. 1	130.28
----------------------------	--------	--------

CHART 4. CALL MONEY RATES

U.S. FEDERAL FUNDS	DEC. 1	4.78
OVERNIGHT EURO-DOLLAR DEPOSITS	DEC. 1	4.81
U.K. 2-DAY LOCAL AUTHORITY DEPOSITS	NOV. 26	15.25
CANADA	NOV. 12	9.15
GERMANY	NOV. 26	4.80
EURO-DM	NOV. 19	4.75
JAPAN	DEC. 3	7.00
FRANCE	NOV. 26	10.88
NETHERLANDS	NOV. 19	8.30
EURO-SWISS FRANC	NOV. 19	0.88

CHART 5. 3-MONTH INTEREST RATES

U.S. CD'S (60-89 DAYS)	DEC. 1	4.50
GERMAN INTERBANK LOAN	DEC. 1	4.72
JAPANESE COMPOSITE LOAN	SEPT.	8.21
EURO-DOLLAR DEPOSIT	DEC. 1	5.18
CANADIAN FINANCE COMPANY PAPER	DEC. 1	8.55
INTERBANK STERLING	DEC. 1	14.79
SWISS DEPOSIT	DEC. 1	4.00

SERIES NAME

LAST VALUE PLOTTED
DATE VALUE

CHART 6. EURO-DOLLAR DEPOSIT RATES: LONDON

OVERNIGHT	DEC. 1	4.81
7-DAY	DEC. 1	4.78
1-MONTH	DEC. 1	4.86
3-MONTH	DEC. 1	5.18
6-MONTH	DEC. 1	5.41
1-YEAR	DEC. 1	5.74

CHART 7. SELECTED EURO-DOLLAR AND U.S. MONEY MARKET RATES

OVERNIGHT EURO-DOLLAR DEPOSITS	DEC. 1	4.81
U.S. FEDERAL FUNDS	DEC. 1	4.78
DIFFERENTIAL ADJ. FOR RESERVE REQUIREMENTS	DEC. 1	0.23
3-MONTH EURO-DOLLAR DEPOSIT RATE	DEC. 1	5.18
U.S. CD'S (60-89 DAYS)	DEC. 1	4.50
DIFFERENTIAL ADJ. FOR RESERVE REQUIREMENTS	DEC. 1	0.61

CHART 8. INTEREST ARBITRAGE, 3-MONTH FUNDS

EURO-DOLLAR DEPOSIT	DEC. 1	5.18
INTERBANK STERLING (LONDON), COVERED	DEC. 1	4.00
DIFFERENTIAL	DEC. 1	1.18
U.S. COMMERCIAL PAPER	DEC. 1	4.75
CANADIAN FINANCE CO. PAPER, COVERED	DEC. 1	4.64
DIFFERENTIAL	DEC. 1	0.11
EURO-DOLLAR DEPOSIT	DEC. 1	5.18
INTERBANK DM (FRANKFURT), COVERED	DEC. 1	5.25
DIFFERENTIAL	DEC. 1	-0.08
EURO-DOLLAR DEPOSIT	DEC. 1	5.18
SWISS DEPOSIT (SF), COVERED	DEC. 1	6.73
DIFFERENTIAL	DEC. 1	-1.55

15

SERIES NAME

LAST VALUE PLOTTED
DATE VALUE

CHART 9. LONG TERM GOVERNMENT BOND YIELDS

UNITED STATES	NOV. 26	7.12
GERMANY	NOV. 26	7.21
JAPAN (MONTHLY)	AUG.	8.72
SWITZERLAND	NOV. 19	4.42
CANADA	NOV. 12	9.05
FRANCE	NOV. 19	10.68
NETHERLANDS	NOV. 19	8.15
UNITED KINGDOM	NOV. 26	14.65

U.S. CORPORATE

AAA BONDS	OCT.	8.32
EURO-DM BONDS	OCT.	7.15
EURO-DOLLAR BONDS	OCT.	7.82

CHART 10. INDUSTRIAL STOCK INDEXES

UNITED STATES	NOV. 26	106.75
JAPAN	NOV. 12	230.16
CANADA	NOV. 19	88.89
FRANCE	OCT. 29	88.72
UNITED KINGDOM	NOV. 12	73.51
SWITZERLAND	NOV. 26	66.06
GERMANY	NOV. 26	89.92



FEDERAL RESERVE

statistical release

H. 10

FOREIGN EXCHANGE RATES

DECEMBER 6, 1976

FOR THE WEEK ENDING DECEMBER 3, 1976

The Board of Governors of the Federal Reserve System is advised that the Federal Reserve Bank of New York has certified for customs purposes the following noon buying rate in New York City for cable transfers payable in foreign currencies:

COUNTRY	MONETARY UNIT	(RATE U.S. CENTS)				
		NOV. 29	NOV. 30	DEC. 1	DEC. 2	DEC. 3
AUSTRALIA	DOLLAR	101.5000	100.9900	100.8700	100.9500	100.5600
AUSTRIA	SCHILLING	5.86000	5.85000	5.83000	5.83000	5.85000
BELGIUM	FRANC	2.72100	2.72050	2.71930	2.71350	2.72000
CANADA	DOLLAR	97.6700	96.5800	96.6700	97.2200	97.4700
DENMARK	KRONE	17.0300	16.9900	16.9500	16.9300	16.9900
FINLAND	MARKKA	26.1700	26.1700	26.1500	26.1400	26.1300
FRANCE	FRANC	20.0300	20.0200	20.0100	20.0000	19.9800
GERMANY	D. MARK	41.6000	41.5800	41.4100	41.4300	41.5400
INDIA	RUPEE	11.2000	11.2000	11.2000	11.2000	11.3500
IRELAND	POUND	164.8400	165.1000	166.2300	166.3500	166.2700
ITALY	LIRA	0.11550	0.11550	0.11550	0.11550	0.11550
JAPAN	YEN	0.33820	0.33660	0.33680	0.33690	0.33570
MALAYSIA	DOLLAR	39.5100	39.4900	39.4600	39.4800	39.4400
MEXICO	PESO	4.1500	4.4000	4.6500	4.5500	4.8100
NETHERLANDS	GUILDER	39.8300	39.8700	39.7700	39.7600	39.8500
NEW ZEALAND	DOLLAR	90.5000	90.1300	89.9900	90.3500	90.1700
NORWAY	KRONE	19.1400	19.0700	19.0700	19.0500	19.0800
PORTUGAL	ESCUDO	3.1600	3.1500	3.1700	3.1600	3.1600
SOUTH AFRICA	RAND	114.8500	114.8500	114.8500	114.8500	114.8500
SPAIN	PESATA	1.4639	1.4635	1.4633	1.4622	1.4625
SRI LANKA	RUPEE	11.5000	11.5000	11.5000	11.5000	11.2000
SWEDEN	KRONA	23.8800	23.8500	23.8400	23.8300	23.8600
SWITZERLAND	FRANC	40.9500	40.9000	40.7700	40.7400	40.7500
UNITED KINGDOM	POUND	164.8400	165.1000	166.2300	166.3500	166.2700

19