

# Selected Interest & Exchange Rates

## Weekly Series of Charts

**NOVEMBER 22, 1976**

**Prepared by the  
FINANCIAL MARKETS  
SECTION**

**DIVISION OF  
INTERNATIONAL FINANCE**

**BOARD OF GOVERNORS  
FEDERAL RESERVE SYSTEM  
Washington, D.C. 20551**

# Table of Contents

## TABLES

- 1. LATEST FIGURES PLOTTED
- 2. DAILY CERTIFIED SPOT EXCHANGE RATES--H.10 RELEASE

## CHARTS

- 1. SPOT EXCHANGE RATE INDEXES
- 2. 3-MONTH FORWARD EXCHANGE RATES
- 3. GOLD PRICE--LONDON
- 4. CALL MONEY RATES
- 5. 3-MONTH INTEREST RATES
- 6. EURO-DOLLAR DEPOSIT RATES
- 7. SELECTED EURO-DOLLAR AND U.S. MONEY MARKET RATES
- 8. INTEREST ARBITRAGE: 3-MONTH FUNDS
- 9. LONG-TERM GOVERNMENT BOND YIELDS
- 10. INDUSTRIAL STOCK INDEXES

## SUBSCRIPTION RATES:

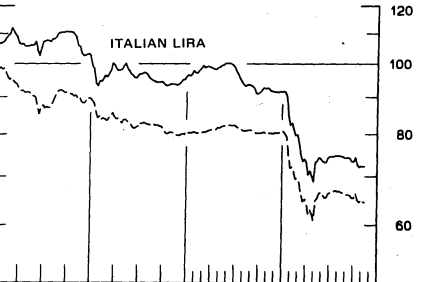
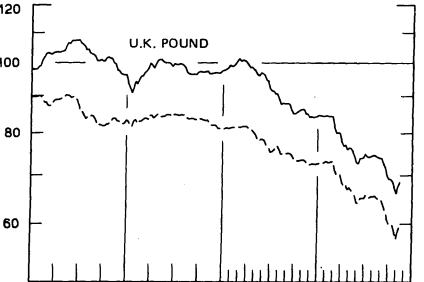

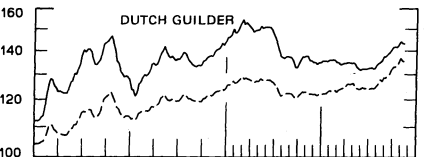
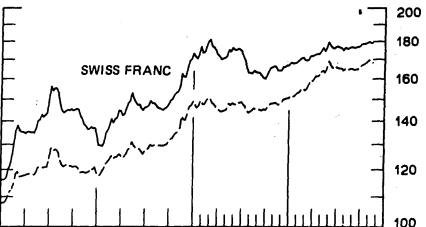
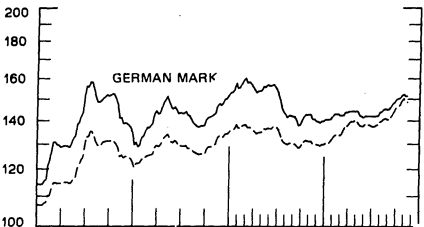

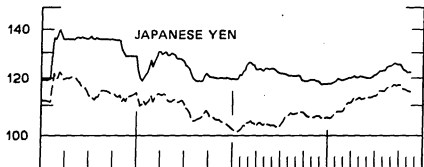
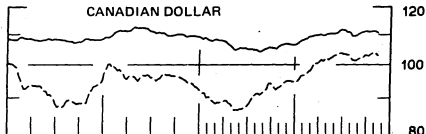
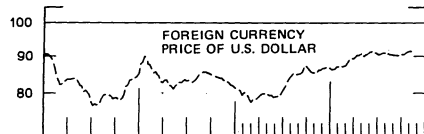
Weekly \$15.00 per year or \$.40 each in the United States, its possessions, Canada, and Mexico; 10 or more of the same issue to one address, \$13.50 per year or \$.35 each. Elsewhere, \$20.00 per year or \$.50 each. Address requests to Publications Services, Division of Administrative Services, and make payment remittance payable to the order of the Board of Governors of the Federal Reserve System in a form collectible at par in U.S. Currency.

# Chart 1 SPOT EXCHANGE RATES

DOLLAR PRICES OF FOREIGN CURRENCIES AND WEIGHTED AVERAGE VALUES (DASHED LINE)  
AVERAGES FOR WEEK ENDING WEDNESDAY

RATIO SCALE  
MAY 1970 PARITY=100

RATIO SCALE  
MAY 1970 PARITY=100



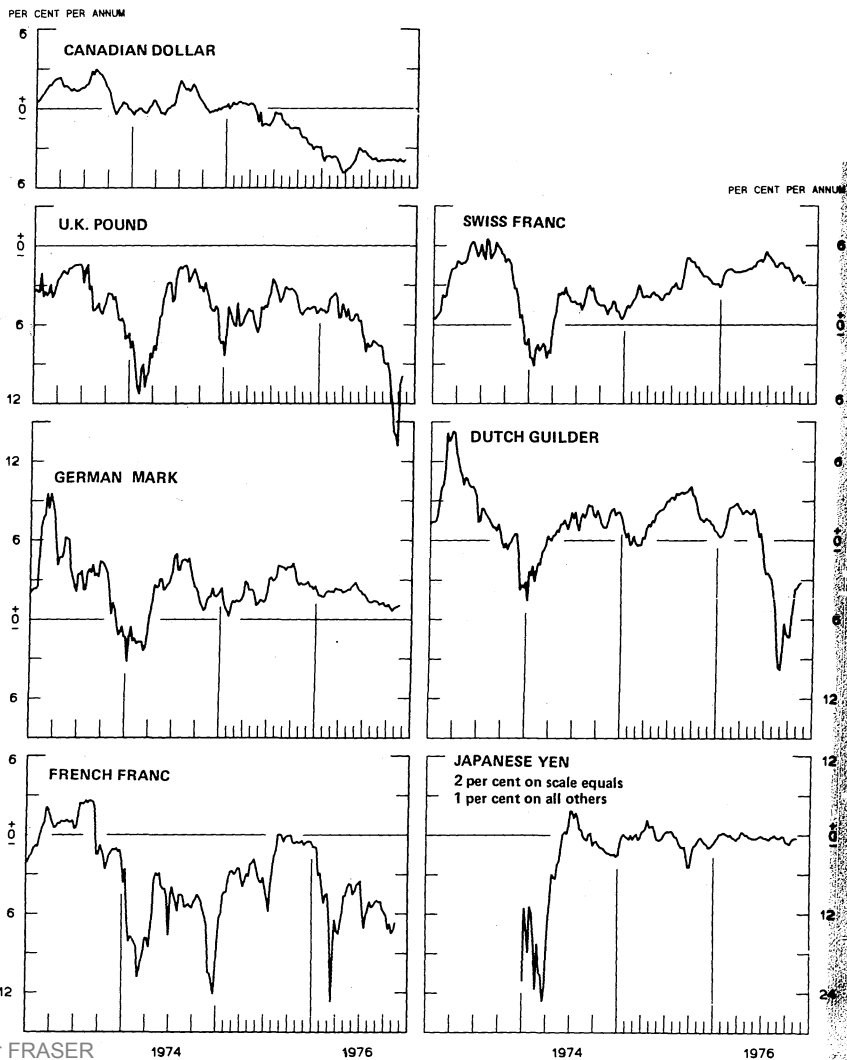
1974

1976

1974

1976

Chart 2  
**3-MONTH FORWARD EXCHANGE RATES**  
 PREMIUMS (+), OR DISCOUNT (-)  
 AVERAGES FOR WEEK ENDING WEDNESDAY



5

Chart 3  
**PRICE OF GOLD IN LONDON**  
AVERAGES FOR WEEK ENDING WEDNESDAY

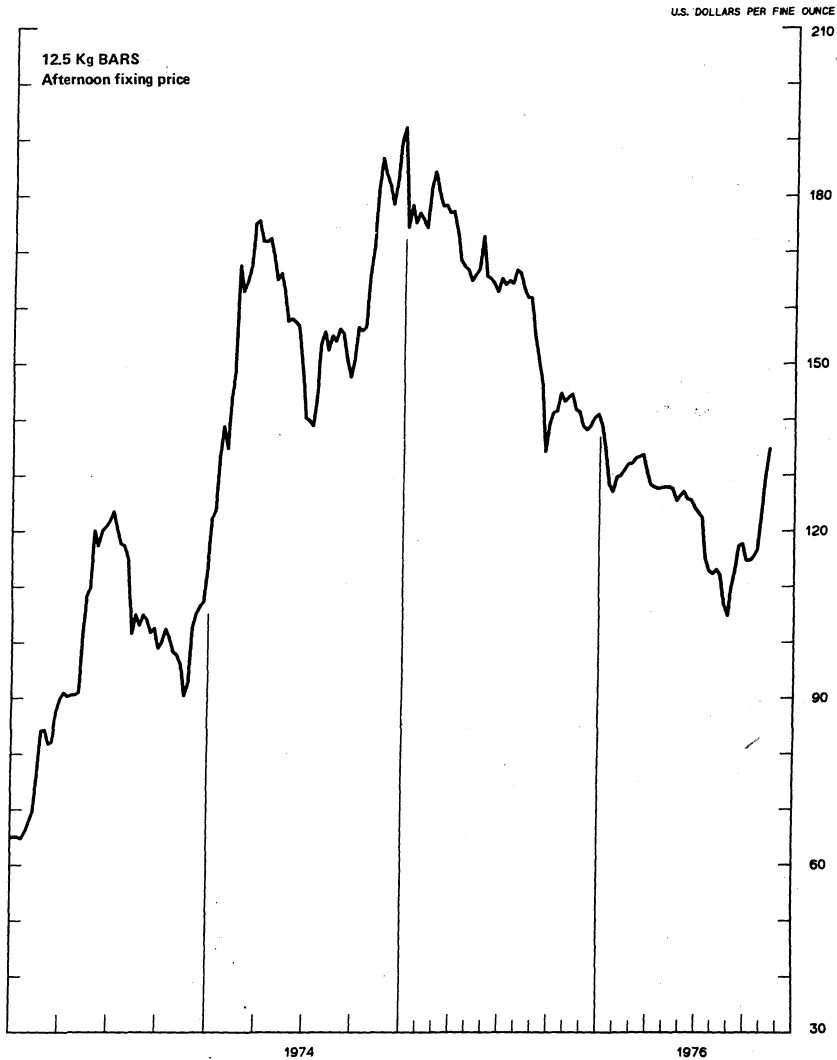


Chart 4  
**CALL MONEY RATES**  
WEEKLY SERIES

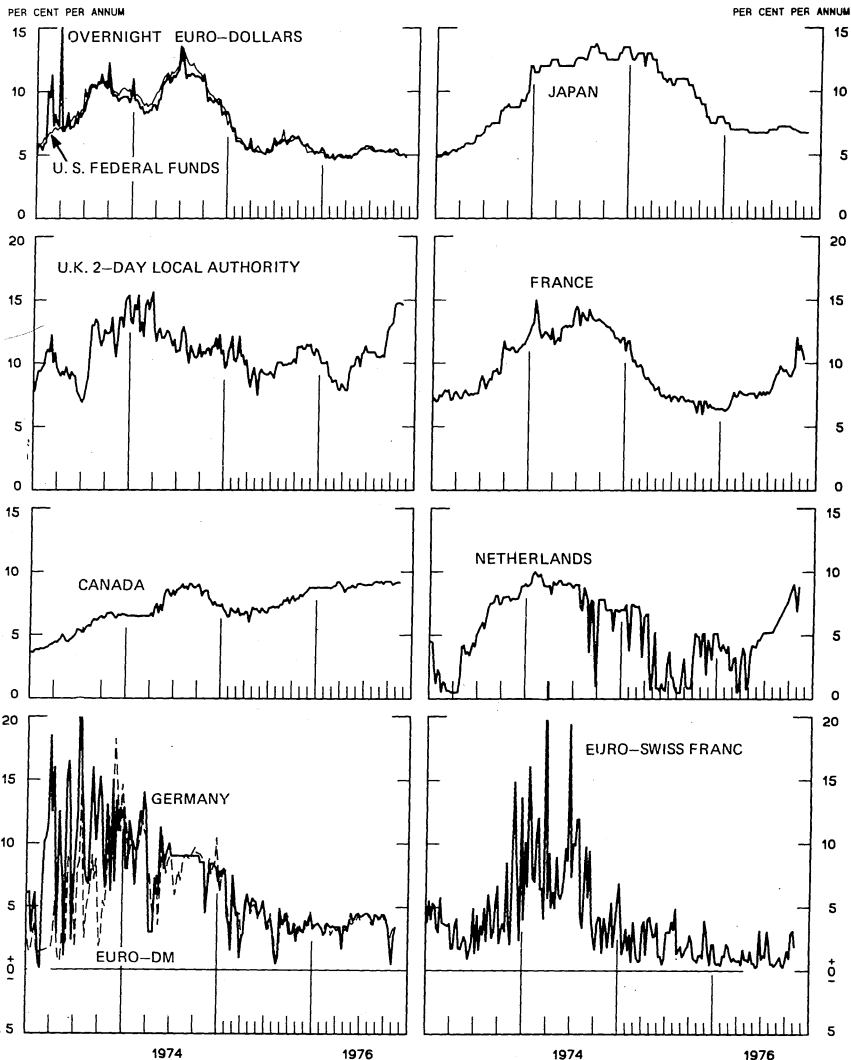


Chart 5  
**3-MONTH INTEREST RATES**  
 WEEKLY SERIES

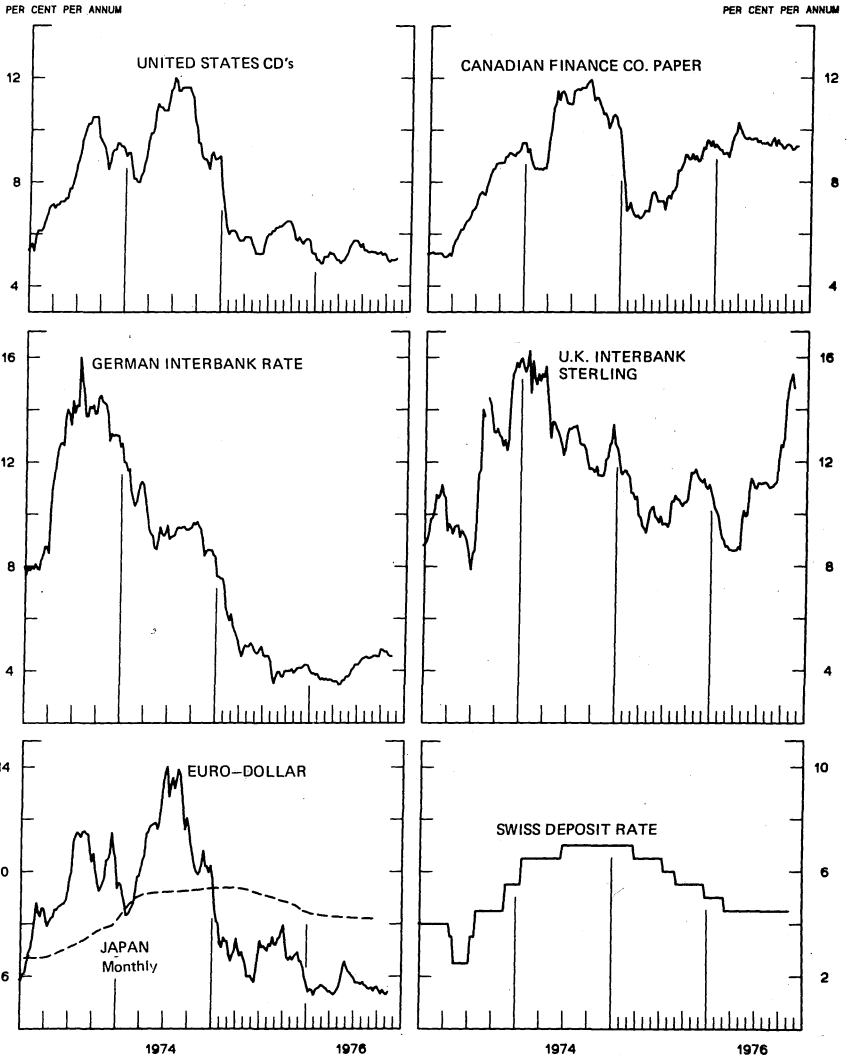


Chart 6  
**EURO-DOLLAR DEPOSIT RATES London**  
AVERAGES FOR WEEK ENDING WEDNESDAY

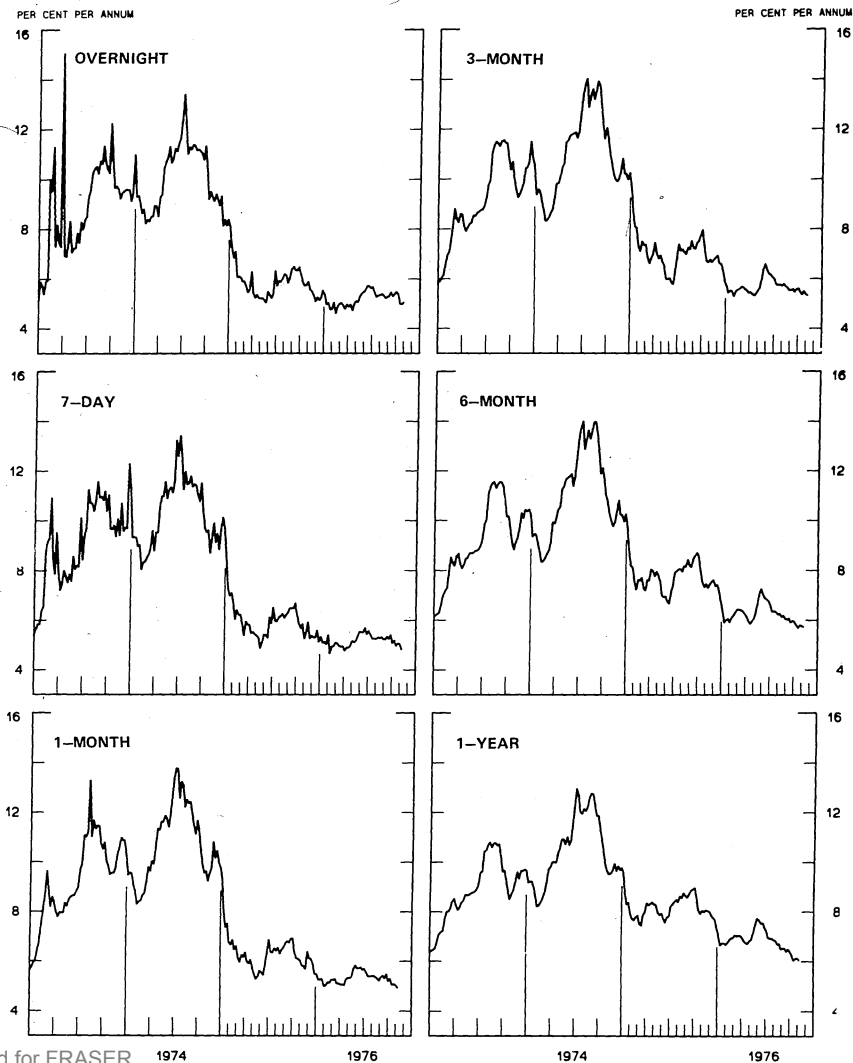
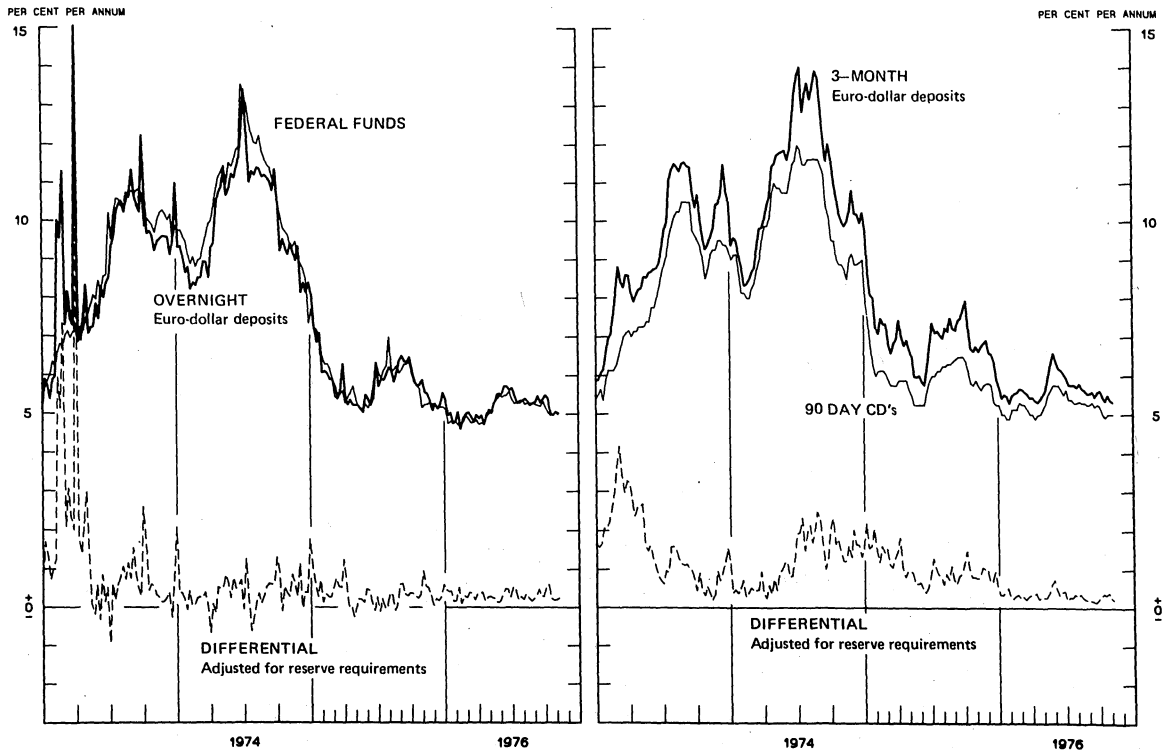




Chart 7  
**SELECTED EURO-DOLLAR AND U.S. MONEY MARKET RATES**  
 AVERAGES FOR WEEK ENDING WEDNESDAY



9

Chart 8

### INTEREST ARBITRAGE: 3-MONTH FUNDS

AVERAGES FOR WEEK ENDING WEDNESDAY

DIFFERENTIAL: PLUS(+), INDICATES FAVOR DOLLAR ASSETS

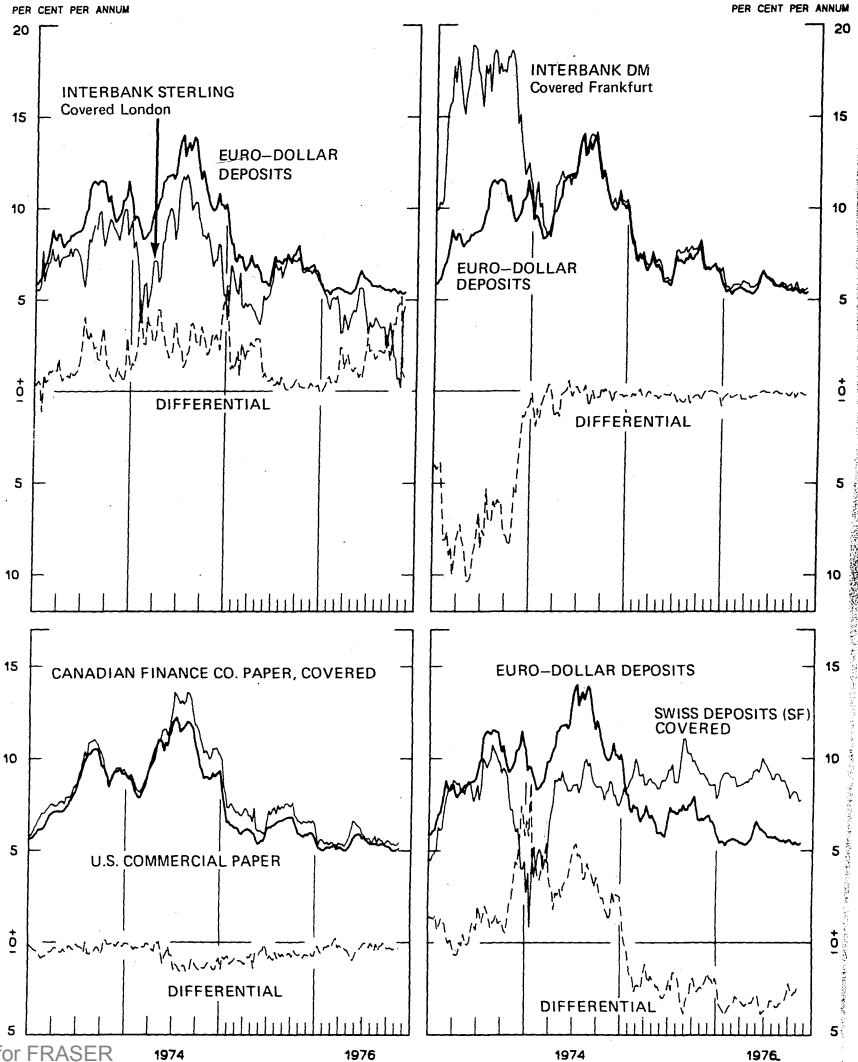


Chart 9  
**LONG-TERM GOVERNMENT BOND YIELDS**  
 WEEKLY SERIES

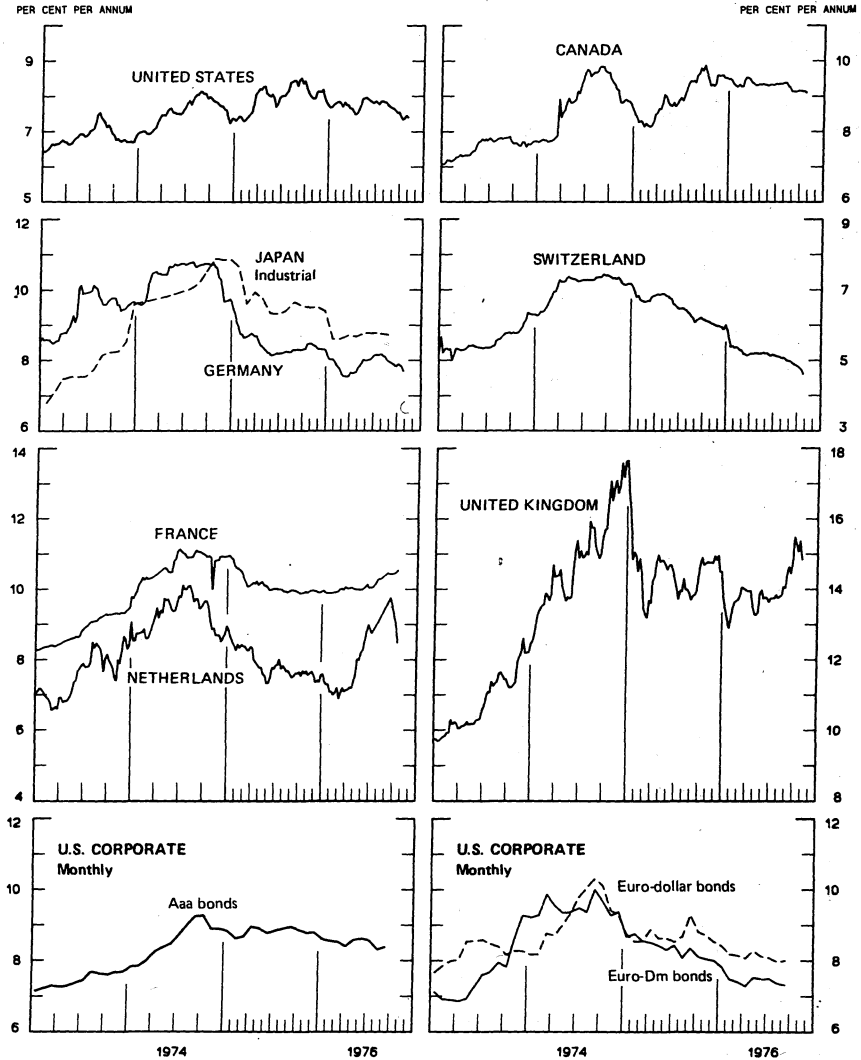
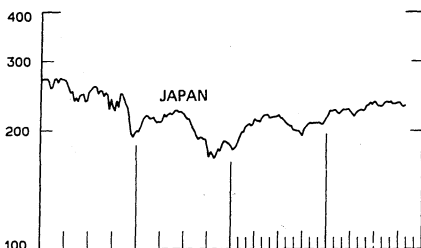
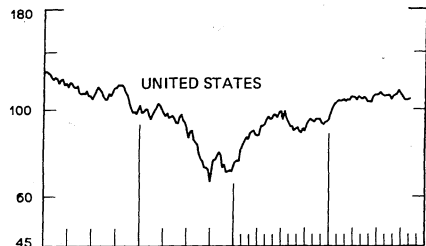
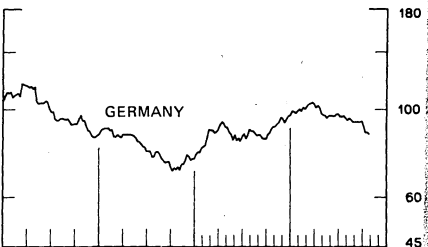
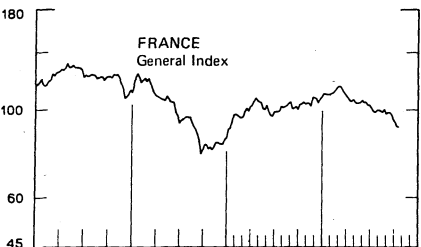
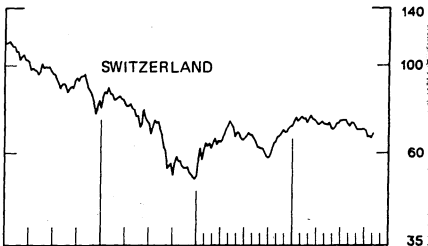
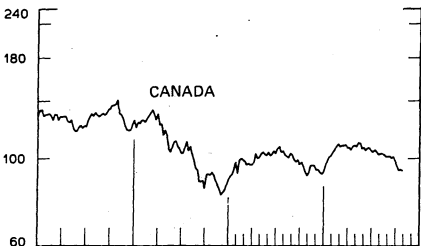
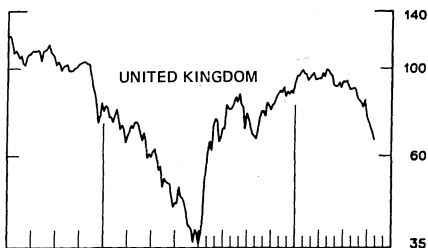


Chart 10  
**INDUSTRIAL STOCK INDEXES**  
 WEEKLY SERIES

RATIO SCALE  
 1969=100



RATIO SCALE  
 1969=100



1974

1976

1974

1976

SERIES NAME

LAST VALUE PLOTTED  
DATE VALUE

CHART 1. SPOT EXCHANGE RATES

|                               |         |        |
|-------------------------------|---------|--------|
| U.S. DOLLAR, WEIGHTED AVERAGE | NOV. 17 | 91.00  |
| JAPANESE YEN                  | NOV. 17 | 122.08 |
| GERMAN MARK                   | NOV. 17 | 151.31 |
| DUTCH GUILDER                 | NOV. 17 | 143.05 |
| U.K. POUND                    | NOV. 17 | 68.49  |
| CANADIAN DOLLAR               | NOV. 17 | 110.49 |
| FRENCH FRANC                  | NOV. 17 | 111.41 |
| SWISS FRANC                   | NOV. 17 | 178.93 |
| BELGIAN FRANC                 | NOV. 17 | 134.81 |
| ITALIAN LIRA                  | NOV. 17 | 72.19  |

CHART 2. 3-MONTH FORWARD EXCHANGE RATES

|                 |         |       |
|-----------------|---------|-------|
| CANADIAN DOLLAR | NOV. 17 | -3.90 |
| U.K. POUND      | NOV. 17 | -9.93 |
| GERMAN MARK     | NOV. 17 | 1.06  |
| FRENCH FRANC    | NOV. 17 | -6.68 |
| SWISS FRANC     | NOV. 17 | 3.26  |
| DUTCH GUILDER   | NOV. 17 | -3.21 |
| JAPANESE YEN    | NOV. 17 | -0.56 |

CHART 3. GOLD PRICE IN LONDON

|                            |         |        |
|----------------------------|---------|--------|
| U.S. DOLLAR PER FINE OUNCE | NOV. 17 | 134.78 |
|----------------------------|---------|--------|

CHART 4. CALL MONEY RATES

|                                     |         |       |
|-------------------------------------|---------|-------|
| U.S. FEDERAL FUNDS                  | NOV. 17 | 5.02  |
| OVERNIGHT EURO-DOLLAR DEPOSITS      | NOV. 17 | 4.82  |
| U.K. 2-DAY LOCAL AUTHORITY DEPOSITS | NOV. 12 | 14.63 |
| CANADA                              | NOV. 12 | 9.15  |
| GERMANY                             | NOV. 12 | 3.40  |
| EURO-DM                             | NOV. 5  | 3.41  |
| JAPAN                               | NOV. 12 | 6.75  |
| FRANCE                              | NOV. 12 | 10.31 |
| NETHERLANDS                         | NOV. 5  | 8.82  |
| EURO-SWISS FRANC                    | NOV. 5  | 1.88  |

CHART 5. 3-MONTH INTEREST RATES

|                                |         |       |
|--------------------------------|---------|-------|
| U.S. CD'S (60-89 DAYS)         | NOV. 17 | 5.05  |
| GERMAN INTERBANK LOAN          | NOV. 17 | 4.56  |
| JAPANESE COMPOSITE LOAN        | SEPT.   | 8.21  |
| EURO-DOLLAR DEPOSIT            | NOV. 17 | 5.41  |
| CANADIAN FINANCE COMPANY PAPER | NOV. 17 | 9.38  |
| INTERBANK STERLING             | NOV. 17 | 14.59 |
| SWISS DEPOSIT                  | NOV. 17 | 4.50  |

SERIES NAME

LAST VALUE PLOTTED  
DATE VALUE

CHART 6. EURO-DOLLAR DEPOSIT RATES: LONDON

|           |         |      |
|-----------|---------|------|
| OVERNIGHT | NOV. 17 | 4.82 |
| 7-DAY     | NOV. 17 | 5.25 |
| 1-MONTH   | NOV. 17 | 5.03 |
| 3-MONTH   | NOV. 17 | 5.41 |
| 6-MONTH   | NOV. 17 | 5.78 |
| 1-YEAR    | NOV. 17 | 6.10 |

CHART 7. SELECTED EURO-DOLLAR AND U.S. MONEY MARKET RATES

|  |         |      |
|--|---------|------|
| OVERNIGHT EURO-DOLLAR DEPOSITS             | NOV. 17 | 4.82 |
| U.S. FEDERAL FUNDS                         | NOV. 17 | 5.02 |
| DIFFERENTIAL ADJ. FOR RESERVE REQUIREMENTS | NOV. 17 | 0.0  |
| 3-MONTH EURO-DOLLAR DEPOSIT RATE           | NOV. 17 | 5.41 |
| U.S. CD'S (60-89 DAYS)                     | NOV. 17 | 5.05 |
| DIFFERENTIAL ADJ. FOR RESERVE REQUIREMENTS | NOV. 17 | 0.27 |

CHART 8. INTEREST ARBITRAGE, 3-MONTH FUNDS

|                                      |         |       |
|--------------------------------------|---------|-------|
| EURO-DOLLAR DEPOSIT                  | NOV. 17 | 5.41  |
| INTERBANK STERLING (LONDON), COVERED | NOV. 17 | 4.66  |
| DIFFERENTIAL                         | NOV. 17 | 0.75  |
| U.S. COMMERCIAL PAPER                | NOV. 17 | 5.13  |
| CANADIAN FINANCE CO. PAPER, COVERED  | NOV. 17 | 5.47  |
| DIFFERENTIAL                         | NOV. 17 | -0.34 |
| EURO-DOLLAR DEPOSIT                  | NOV. 17 | 5.41  |
| INTERBANK DM (FRANKFURT), COVERED    | NOV. 17 | 5.62  |
| DIFFERENTIAL                         | NOV. 17 | -0.21 |
| EURO-DOLLAR DEPOSIT                  | NOV. 17 | 5.41  |
| SWISS DEPOSIT (SF), COVERED          | NOV. 17 | 7.76  |
| DIFFERENTIAL                         | NOV. 17 | -2.35 |

15

SERIES NAME

LAST VALUE PLOTTED  
DATE VALUE

CHART 9. LONG TERM GOVERNMENT BOND YIELDS

|                 |         |       |
|-----------------|---------|-------|
| UNITED STATES   | NOV. 12 | 7.45  |
| GERMANY         | NOV. 5  | 7.54  |
| JAPAN (MONTHLY) | AUG.    | 8.72  |
| SWITZERLAND     | NOV. 5  | 4.51  |
| CANADA          | NOV. 12 | 9.05  |
| FRANCE          | NOV. 5  | 10.69 |
| NETHERLANDS     | NOV. 5  | 8.20  |
| UNITED KINGDOM  | NOV. 5  | 14.83 |

U.S. CORPORATE

|                   |       |      |
|-------------------|-------|------|
| AAA BONDS         | SEPT. | 8.38 |
| EURO-DM BONDS     | SEPT. | 7.31 |
| EURO-DOLLAR BONDS | SEPT. | 8.00 |

CHART 10. INDUSTRIAL STOCK INDEXES

|                |         |        |
|----------------|---------|--------|
| UNITED STATES  | NOV. 12 | 103.49 |
| JAPAN          | NOV. 5  | 229.72 |
| CANADA         | NOV. 5  | 95.05  |
| FRANCE         | OCT. 22 | 90.31  |
| UNITED KINGDOM | OCT. 29 | 65.91  |
| SWITZERLAND    | NOV. 12 | 65.76  |
| GERMANY        | NOV. 5  | 89.36  |



# FEDERAL RESERVE

statistical release

H. 10

## FOREIGN EXCHANGE RATES

NOVEMBER 22, 1976

FOR THE WEEK ENDING NOVEMBER 19, 1976

The Board of Governors of the Federal Reserve System is advised that the Federal Reserve Bank of New York has certified for customs purposes the following noon buying rate in New York City for cable transfers payable in foreign currencies:

| COUNTRY        | MONETARY UNIT | (RATE U.S. CENTS) |          |          |          |          |
|----------------|---------------|-------------------|----------|----------|----------|----------|
|                |               | NOV. 15           | NOV. 16  | NOV. 17  | NOV. 18  | NOV. 19  |
| AUSTRALIA      | DOLLAR        | 122.9600          | 123.0200 | 123.0900 | 123.3300 | 123.6500 |
| AUSTRIA        | SCHILLING     | 5.81000           | 5.81000  | 5.81000  | 5.81000  | 5.82000  |
| BELGIUM        | FRANC         | 2.69800           | 2.69630  | 2.69330  | 2.69400  | 2.69500  |
| CANADA         | DOLLAR        | 102.4600          | 101.9400 | 102.1200 | 102.0300 | 101.5700 |
| DENMARK        | KRONE         | 16.8800           | 16.8500  | 16.8600  | 16.8800  | 16.8600  |
| FINLAND        | MARKKA        | 26.0100           | 26.0300  | 26.0500  | 26.0500  | 26.6700  |
| FRANCE         | FRANC         | 20.0600           | 20.0600  | 20.0500  | 19.9900  | 19.9900  |
| GERMANY        | D. MARK       | 41.3300           | 41.3300  | 41.2800  | 41.3200  | 41.3400  |
| INDIA          | RUPEE         | 11.1000           | 11.1000  | 11.1000  | 11.1000  | 11.1000  |
| IRELAND        | POUND         | 164.0000          | 164.2700 | 166.4500 | 166.5000 | 167.9600 |
| ITALY          | LIRA          | 0.11550           | 0.11550  | 0.11550  | 0.11550  | 0.11550  |
| JAPAN          | YEN           | 0.33930           | 0.33880  | 0.33890  | 0.33880  | 0.33850  |
| MALAYSIA       | DOLLAR        | 39.5300           | 39.5100  | 39.5200  | 39.5100  | 39.5400  |
| MEXICO         | PESO          | 4.0900            | 4.1200   | 4.1100   | 4.1100   | 4.1100   |
| NETHERLANDS    | GUILDER       | 39.5100           | 39.5300  | 39.4700  | 39.4900  | 39.5800  |
| NEW ZEALAND    | DOLLAR        | 95.9100           | 96.1000  | 96.1900  | 96.7200  | 97.2500  |
| NORWAY         | KRONE         | 18.8800           | 18.8900  | 18.9300  | 18.9200  | 18.9200  |
| PORTUGAL       | ESCUDO        | 3.1700            | 3.1800   | 3.1800   | 3.1800   | 3.1800   |
| SOUTH AFRICA   | RAND          | 114.9500          | 114.9500 | 114.9500 | 114.9500 | 114.8500 |
| SPAIN          | PESATA        | 1.4607            | 1.4616   | 1.4620   | 1.4620   | 1.4610   |
| SRI LANKA      | RUPEE         | 11.4500           | 11.4500  | 11.4500  | 11.5000  | 11.5000  |
| SWEDEN         | KRONA         | 23.6000           | 23.6400  | 23.6500  | 23.6500  | 23.7200  |
| SWITZERLAND    | FRANC         | 40.9400           | 40.9300  | 40.8500  | 40.9000  | 40.8700  |
| UNITED KINGDOM | POUND         | 164.0000          | 164.2700 | 166.4500 | 166.5000 | 167.9600 |

16