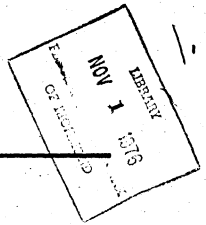


113



Selected Interest & Exchange Rates

Weekly Series of Charts

OCTOBER 26, 1976

Prepared by the
**FINANCIAL MARKETS
SECTION**

**DIVISION OF
INTERNATIONAL FINANCE**

**BOARD OF GOVERNORS
FEDERAL RESERVE SYSTEM
Washington, D.C. 20551**

2

Table of Contents

TABLES

1. LATEST FIGURES PLOTTED
2. DAILY CERTIFIED SPOT EXCHANGE RATES--H.10 RELEASE

CHARTS

1. SPOT EXCHANGE RATE INDEXES
2. 3-MONTH FORWARD EXCHANGE RATES
3. GOLD PRICE--LONDON
4. CALL MONEY RATES
5. 3-MONTH INTEREST RATES
6. EURO-DOLLAR DEPOSIT RATES
7. SELECTED EURO-DOLLAR AND U.S. MONEY MARKET RATES
8. INTEREST ARBITRAGE: 3-MONTH FUNDS
9. LONG-TERM GOVERNMENT BOND YIELDS
10. INDUSTRIAL STOCK INDEXES

SUBSCRIPTION RATES:

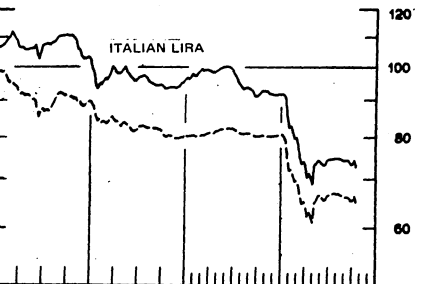
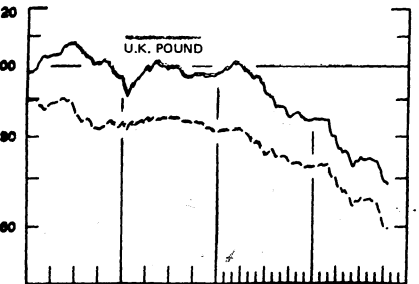


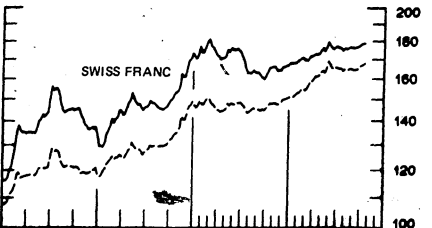
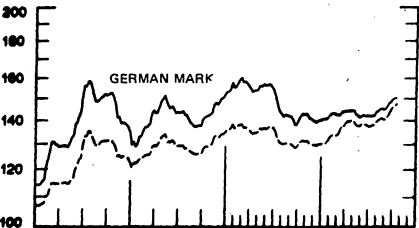
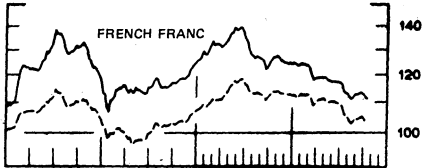
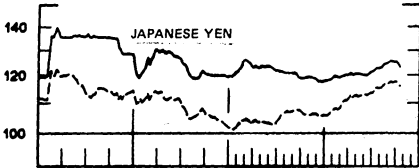
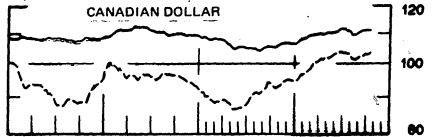
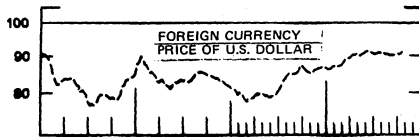
Weekly \$15.00 per year or \$.40 each in the United States, its possessions, Canada, and Mexico; 10 or more of the same issue to one address, \$13.50 per year or \$.35 each. Elsewhere, \$20.00 per year or \$.50 each. Address requests to Publications Services, Division of Administrative Services, and make payment remittance payable to the order of the Board of Governors of the Federal Reserve System in a form collectible at par in U.S. Currency.

Chart 1. SPOT EXCHANGE RATES

DOLLAR PRICES OF FOREIGN CURRENCIES AND WEIGHTED AVERAGE VALUES (DASHED LINE)
AVERAGES FOR WEEK ENDING WEDNESDAY

RATIO SCALE
MAY 1970 PARITY=100

RATIO SCALE
MAY 1970 PARITY=100



1974

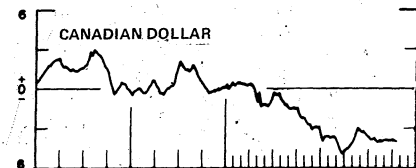
1976

1974

1976

Chart 2
3-MONTH FORWARD EXCHANGE RATES
 PREMIUMS (+), OR DISCOUNT (-)
 AVERAGES FOR WEEK ENDING WEDNESDAY

PER CENT PER ANNUM



PER CENT PER ANNUM

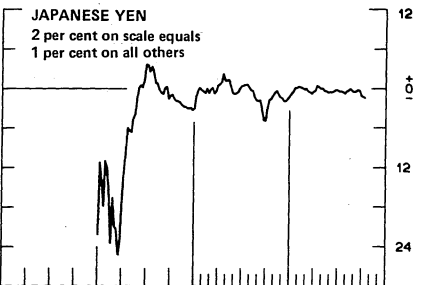
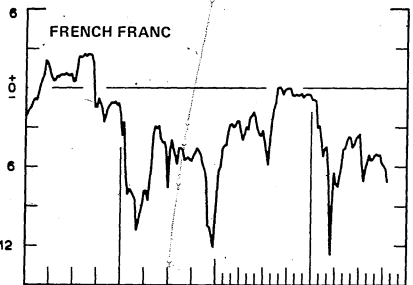
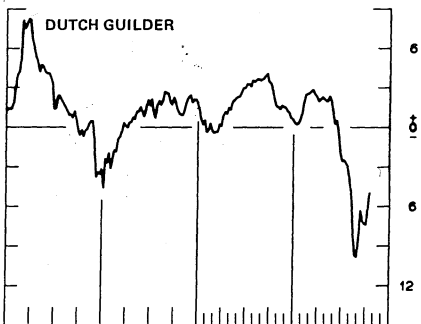
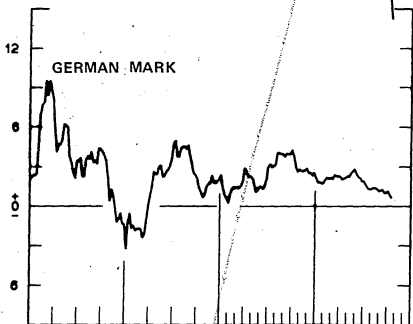
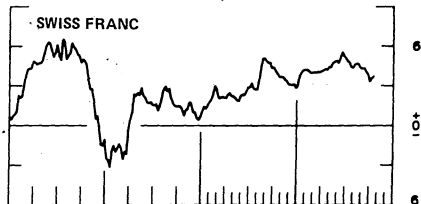
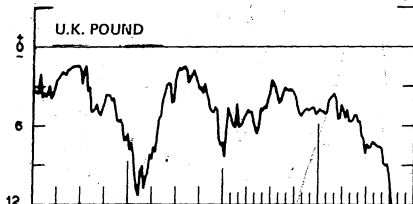


Chart 3
PRICE OF GOLD IN LONDON
AVERAGES FOR WEEK ENDING WEDNESDAY

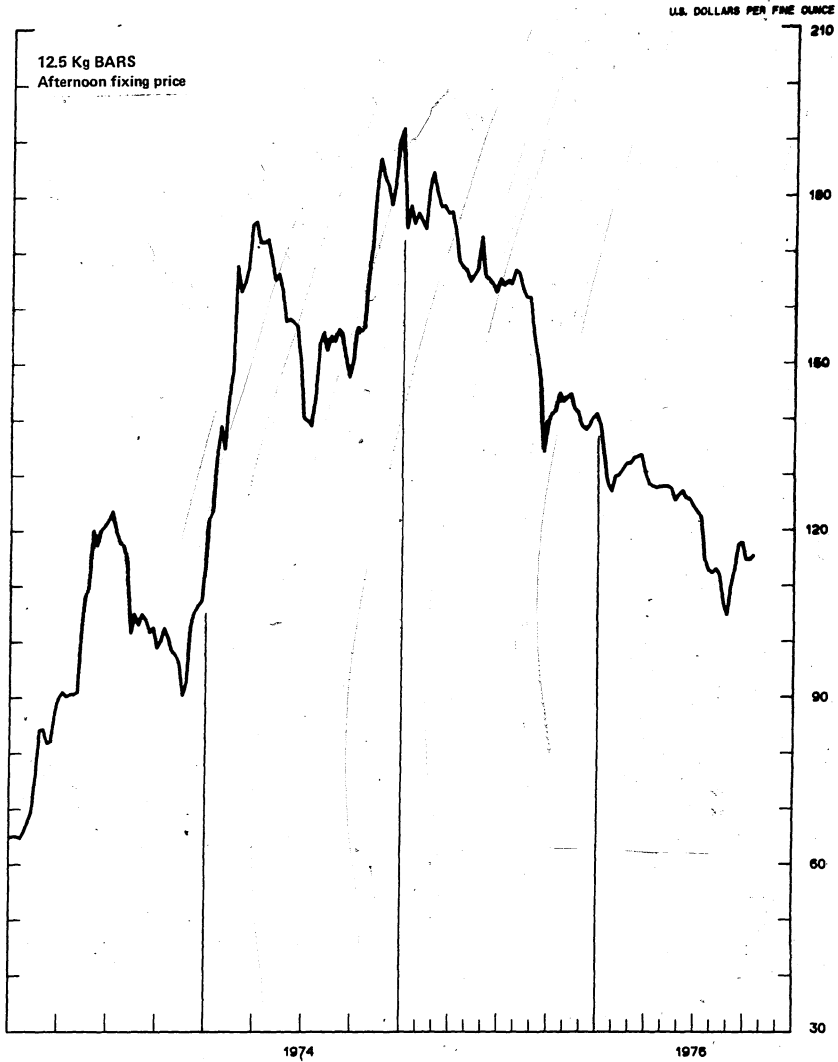


Chart 4
CALL MONEY RATES
 WEEKLY SERIES

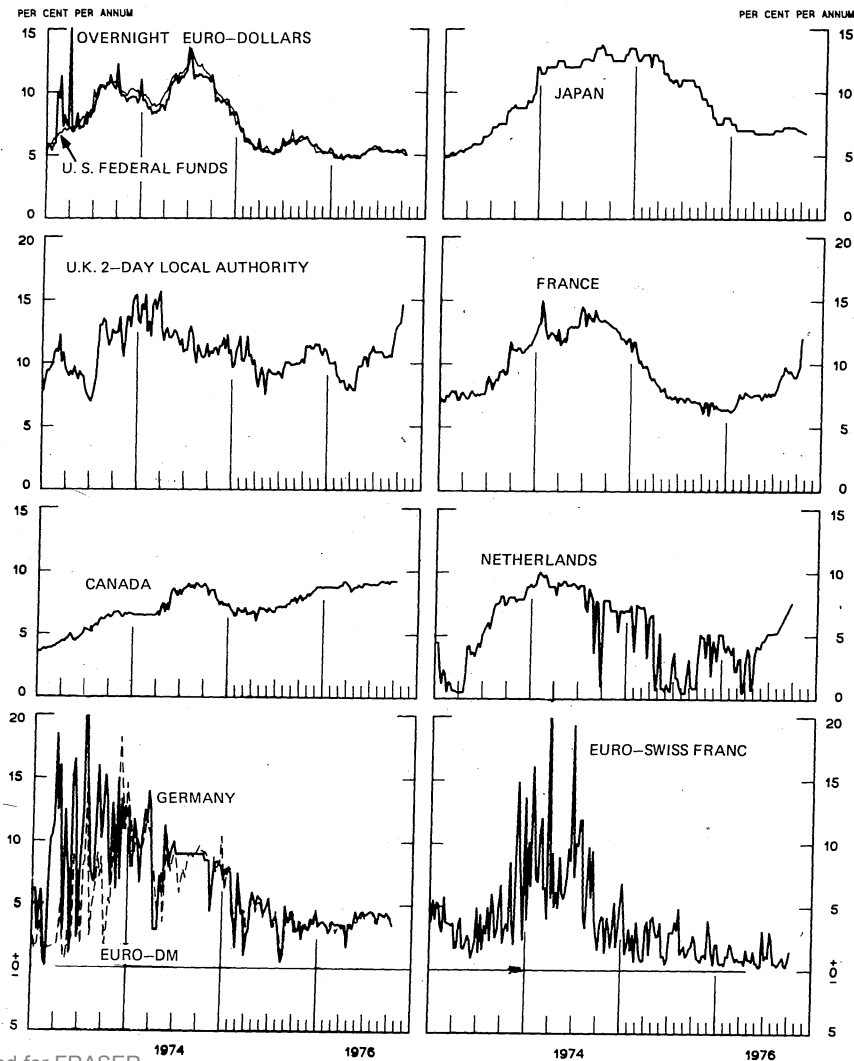


Chart 5
3-MONTH INTEREST RATES
 WEEKLY SERIES

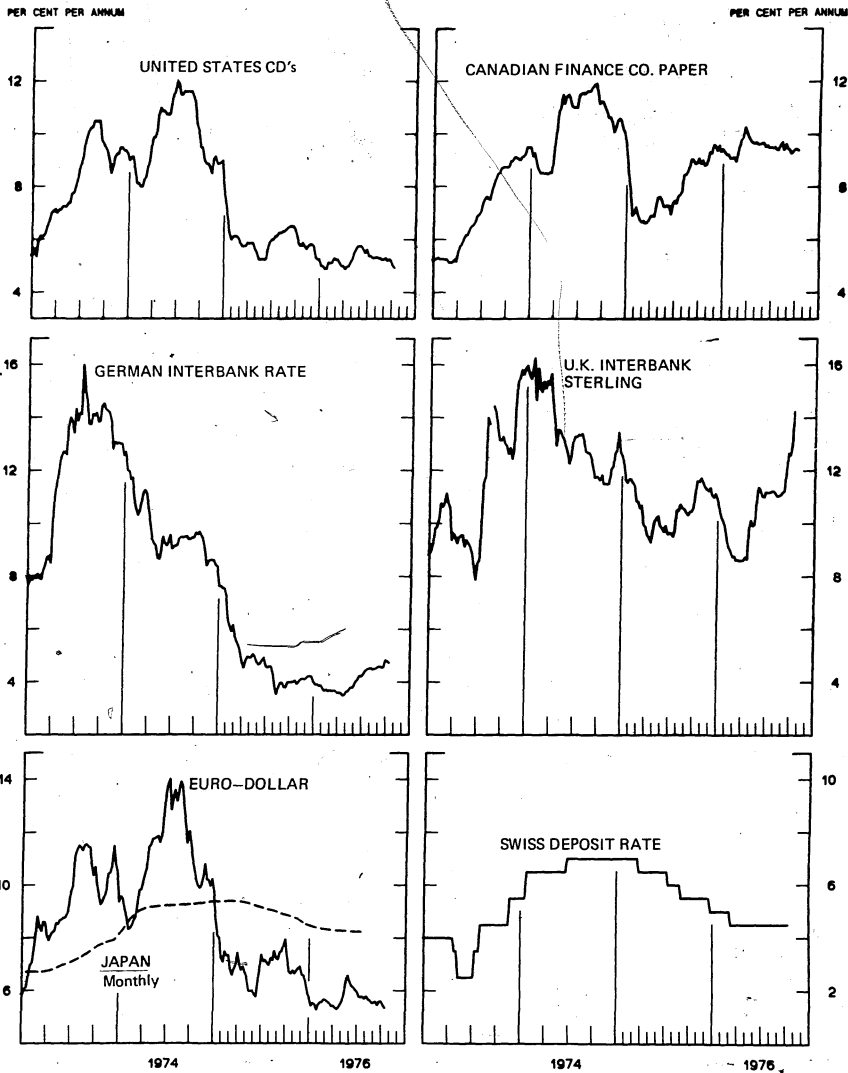


Chart 6
EURO-DOLLAR DEPOSIT RATES London
AVERAGES FOR WEEK ENDING WEDNESDAY

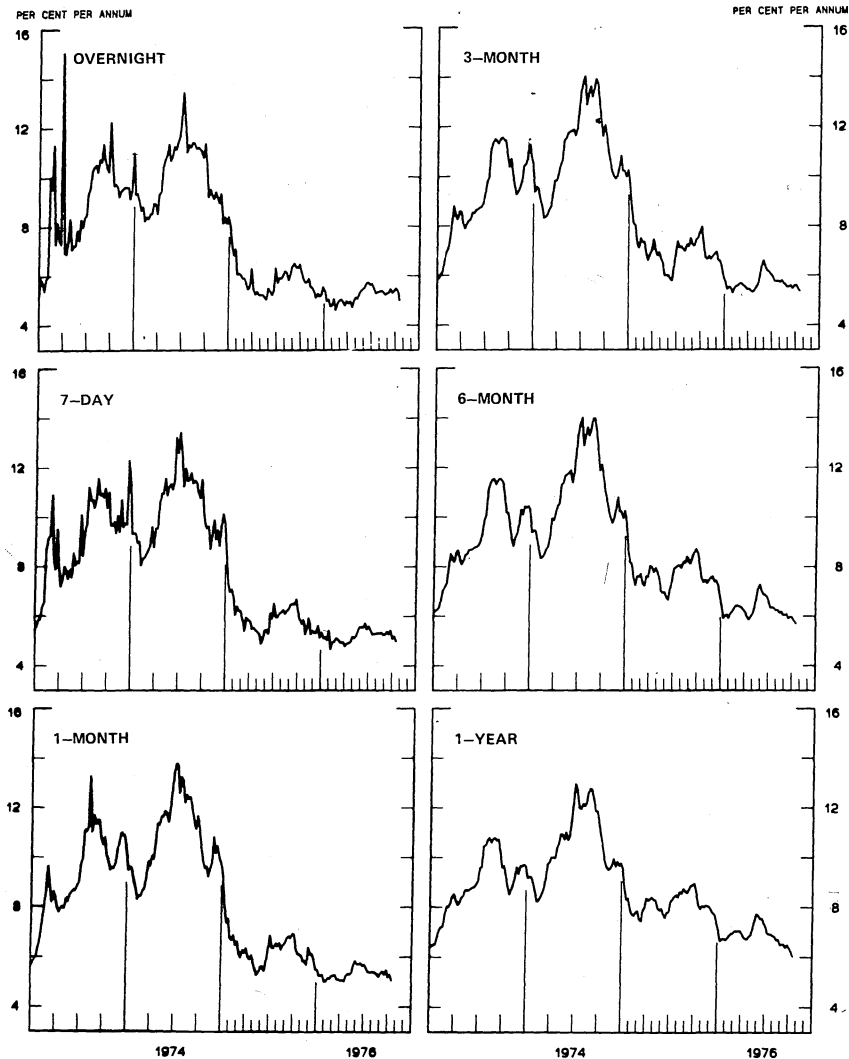
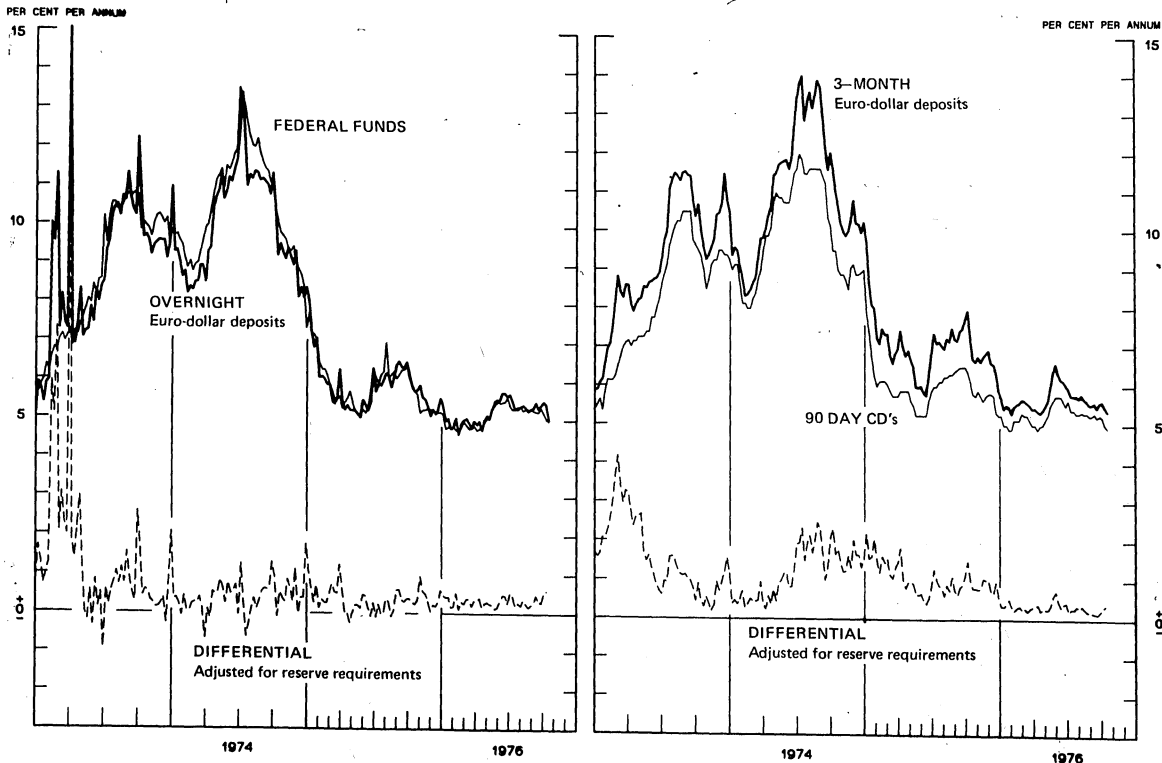


Chart 7
SELECTED EURO-DOLLAR AND U.S. MONEY MARKET RATES
 AVERAGES FOR WEEK ENDING WEDNESDAY



Favors Borrowing in U.S. if Positive

S

Chart 8
INTEREST ARBITRAGE: 3-MONTH FUNDS
 AVERAGES FOR WEEK ENDING WEDNESDAY
 DIFFERENTIAL: PLUS(+), INDICATES FAVOR DOLLAR ASSETS

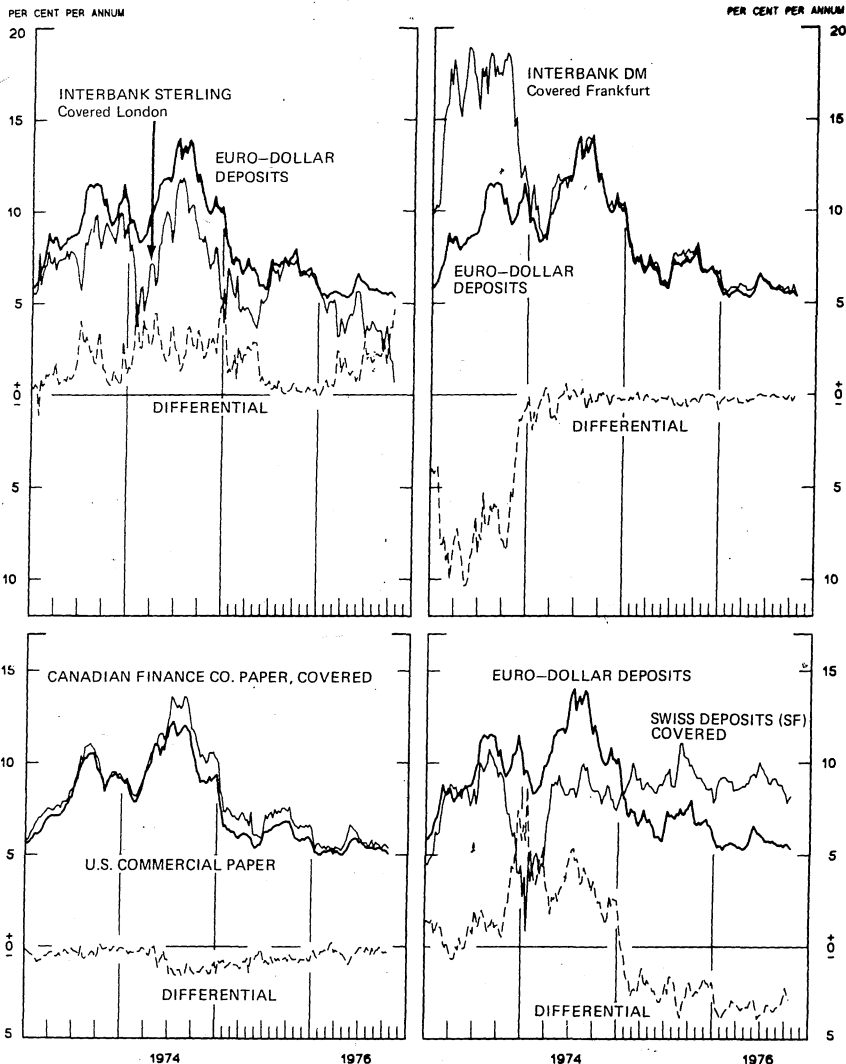


Chart 9
LONG-TERM GOVERNMENT BOND YIELDS
 WEEKLY SERIES

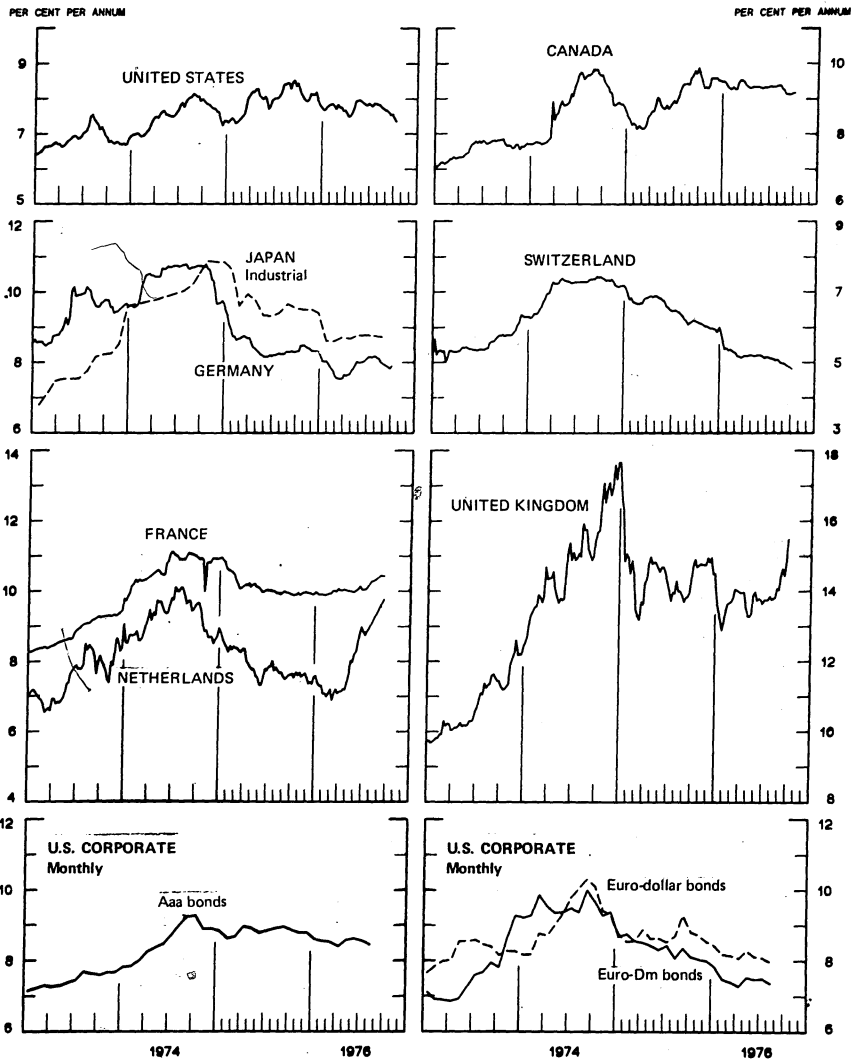
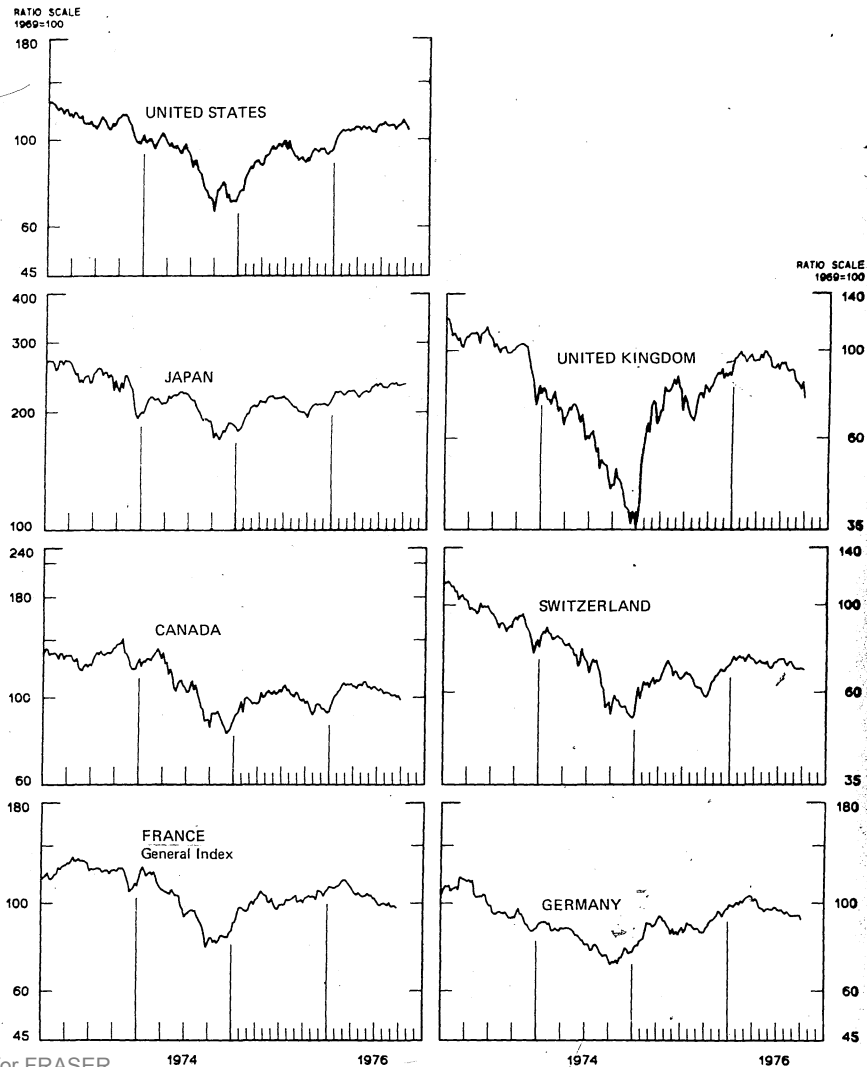


Chart 10
INDUSTRIAL STOCK INDEXES
 WEEKLY SERIES



SERIES NAME

LAST VALUE PLOTTED
DATE VALUE

CHART 1. SPOT EXCHANGE RATES

U.S. DOLLAR, WEIGHTED AVERAGE	OCT. 20	90.99
JAPANESE YEN	OCT. 20	123.11
GERMAN MARK	OCT. 20	150.27
DUTCH GUILDER	OCT. 20	141.61
U.K. POUND	OCT. 20	68.65
CANADIAN DOLLAR	OCT. 20	111.09
FRENCH FRANC	OCT. 20	111.15
SWISS FRANC	OCT. 20	178.55
BELGIAN FRANC	OCT. 20	133.74
ITALIAN LIRA	OCT. 20	72.74

CHART 2. 3-MONTH FORWARD EXCHANGE RATES

CANADIAN DOLLAR	OCT. 20	-4.02
U.K. POUND	OCT. 20	-14.14
GERMAN MARK	OCT. 20	0.64
FRENCH FRANC	OCT. 20	-7.12
SWISS FRANC	OCT. 20	3.72
DUTCH GUILDER	OCT. 20	-4.97
JAPANESE YEN	OCT. 20	-1.47

CHART 3. GOLD PRICE IN LONDON

U.S. DOLLAR PER FINE OUNCE	OCT. 20	115.41
----------------------------	---------	--------

CHART 4. CALL MONEY RATES

U.S. FEDERAL FUNDS	OCT. 20	4.97
OVERNIGHT EURO-DOLLAR DEPOSITS	OCT. 20	5.00
U.K. 2-DAY LOCAL AUTHORITY DEPOSITS	OCT. 15	14.63
CANADA	OCT. 8	9.25
GERMANY	OCT. 15	3.40
EURO-DM	OCT. 8	3.94
JAPAN	OCT. 15	6.75
FRANCE	OCT. 15	12.06
NETHERLANDS	SEPT. 24	7.63
EURO-SWISS FRANC	OCT. 8	1.53

CHART 5. 3-MONTH INTEREST RATES

U.S. CD'S (60-89 DAYS)	OCT. 20	4.92
GERMAN INTERBANK LOAN	OCT. 20	4.72
JAPANESE COMPOSITE LOAN	JULY	8.23
EURO-DOLLAR DEPOSIT	OCT. 20	5.35
CANADIAN FINANCE COMPANY PAPER	OCT. 20	9.38
INTERBANK STERLING	OCT. 20	14.81
SWISS DEPOSIT	OCT. 20	4.50

SERIES NAME

LAST VALUE PLOTTED
DATE VALUE

CHART 6. EURO-DOLLAR DEPOSIT RATES: LONDON

OVERNIGHT	OCT. 20	5.00
7-DAY	OCT. 20	4.98
1-MONTH	OCT. 20	5.06
3-MONTH	OCT. 20	5.35
6-MONTH	OCT. 20	5.69
1-YEAR	OCT. 20	6.04

CHART 7. SELECTED EURO-DOLLAR AND U.S. MONEY MARKET RATES

OVERNIGHT EURO-DOLLAR DEPOSITS	OCT. 20	5.00
U.S. FEDERAL FUNDS	OCT. 20	4.97
DIFFERENTIAL ADJ. FOR RESERVE REQUIREMENTS	OCT. 13	0.59
3-MONTH EURO-DOLLAR DEPOSIT RATE	OCT. 20	5.35
U.S. CD'S (60-89 DAYS)	OCT. 20	4.92
DIFFERENTIAL ADJ. FOR RESERVE REQUIREMENTS	OCT. 13	0.37

CHART 8. INTEREST ARBITRAGE, 3-MONTH FUNDS

EURO-DOLLAR DEPOSIT	OCT. 20	5.35
INTERBANK STERLING (LONDON), COVERED	OCT. 20	0.67
DIFFERENTIAL	OCT. 20	4.68
U.S. COMMERCIAL PAPER	OCT. 20	5.05
CANADIAN FINANCE CO. PAPER, COVERED	OCT. 20	5.36
DIFFERENTIAL	OCT. 20	-0.31
EURO-DOLLAR DEPOSIT	OCT. 20	5.35
INTERBANK DM (FRANKFURT), COVERED	OCT. 20	5.36
DIFFERENTIAL	OCT. 20	-0.01
EURO-DOLLAR DEPOSIT	OCT. 20	5.35
SWISS DEPOSIT (SF), COVERED	OCT. 20	8.22
DIFFERENTIAL	OCT. 20	-2.87

SERIES NAME

15
 LAST VALUE PLOTTED
 DATE VALUE

CHART 9. LONG TERM GOVERNMENT BOND YIELDS

UNITED STATES	OCT. 15	7.34
GERMANY	OCT. 8	7.89
JAPAN (MONTHLY)	AUG.	8.72
SWITZERLAND	OCT. 8	4.82
CANADA	OCT. 8	9.16
FRANCE	SEPT. 24	10.43
NETHERLANDS	SEPT. 24	9.76
UNITED KINGDOM	OCT. 8	15.46

U.S. CORPORATE

AAA BONDS	AUG.	8.45
EURO-DM BONDS	AUG.	7.36
EURO-DOLLAR BONDS	AUG.	7.96

CHART 10. INDUSTRIAL STOCK INDEXES

UNITED STATES	OCT. 15	105.76
JAPAN	OCT. 8	235.71
CANADA	OCT. 1	98.69
FRANCE	SEPT. 24	97.25
UNITED KINGDOM	OCT. 1	75.63
SWITZERLAND	OCT. 8	68.31
GERMANY	OCT. 8	90.76



FEDERAL RESERVE

statistical release

H-10

OCTOBER 26, 1976

FOREIGN EXCHANGE RATES

FOR THE WEEK ENDING OCTOBER 22, 1976

The Board of Governors of the Federal Reserve System is advised that the Federal Reserve Bank of New York has certified for customs purposes the following noon buying rate in New York City for cable transfers payable in foreign currencies:

COUNTRY	MONETARY UNIT	(RATE U.S. CENTS)				
		OCT. 18	OCT. 19	OCT. 20	OCT. 21	OCT. 22
AUSTRALIA	DOLLAR	123.8900	123.0400	123.1800	123.2000	123.1000
AUSTRIA	SCHILLING	5.75000	5.77000	5.80000	5.81000	5.80000
BELGIUM	FRANC	2.66250	2.67000	2.69100	2.68720	2.68700
CANADA	DOLLAR	102.7900	102.7600	102.8200	102.7500	102.7500
DENMARK	KRONE	16.6400	16.7600	16.8400	16.8000	16.8100
FINLAND	MARKKA	25.8100	25.8100	25.8900	25.9200	25.8900
FRANCE	FRANC	19.9400	20.0500	20.1100	20.0900	20.0800
GERMANY	D. MARK	40.8700	41.0900	41.2700	41.1800	41.2900
INDIA	RUPEE	11.2000	11.2000	11.2000	11.2000	11.2000
IRELAND	POUND	165.4700	164.7700	164.6300	164.6500	164.8200
ITALY	LIRA	0.11480	0.11490	0.11510	0.11500	0.11490
JAPAN	YEN	0.34190	0.34220	0.34230	0.34160	0.34050
MALAYSIA	DOLLAR	39.5100	39.5200	39.5400	39.5300	39.5000
MEXICO	PESO	5.0400	5.0300	5.0300	5.0400	5.0400
NETHERLANDS	GUILDER	38.9400	39.1700	39.2600	39.2100	39.2100
NEW ZEALAND	DOLLAR	96.6600	96.4400	96.3600	96.4300	96.8000
NORWAY	KRONE	18.6200	18.6800	18.8200	18.7600	18.7500
PORTUGAL	ESCUDO	3.1800	3.1800	3.1900	3.1800	3.1800
SOUTH AFRICA	RAND	114.8500	114.8500	114.8500	114.8500	114.8500
SPAIN	PESATA	1.4640	1.4663	1.4684	1.4663	1.4641
SRI LANKA	RUPEE	11.4000	11.4000	11.4000	11.4000	11.5000
SWEDEN	KRONA	23.3000	23.3300	23.4500	23.4300	23.4400
SWITZERLAND	FRANC	40.6900	40.8500	40.9500	40.8400	40.8500
UNITED KINGDOM	POUND	165.4700	164.7700	164.6300	164.6500	164.8200

15