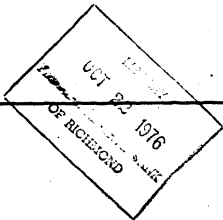


HL3



Selected Interest & Exchange Rates

Weekly Series of Charts

OCTOBER 18, 1976

Prepared by the
FINANCIAL MARKETS
SECTION

DIVISION OF
INTERNATIONAL FINANCE

BOARD OF GOVERNORS
FEDERAL RESERVE SYSTEM
Washington, D.C. 20551

Table of Contents

TABLES

1. LATEST FIGURES PLOTTED
2. DAILY CERTIFIED SPOT EXCHANGE RATES- H.10 RELEASE

CHARTS

1. SPOT EXCHANGE RATE INDEXES
2. 3-MONTH FORWARD EXCHANGE RATES
3. GOLD PRICE--LONDON
4. CALL MONEY RATES
5. 3-MONTH INTEREST RATES
6. EURO-DOLLAR DEPOSIT RATES
7. SELECTED EURO-DOLLAR AND U.S. MONEY MARKET RATES
8. INTEREST ARBITRAGE: 3-MONTH FUNDS
9. LONG-TERM GOVERNMENT BOND YIELDS
10. INDUSTRIAL STOCK INDEXES

SUBSCRIPTION RATES:

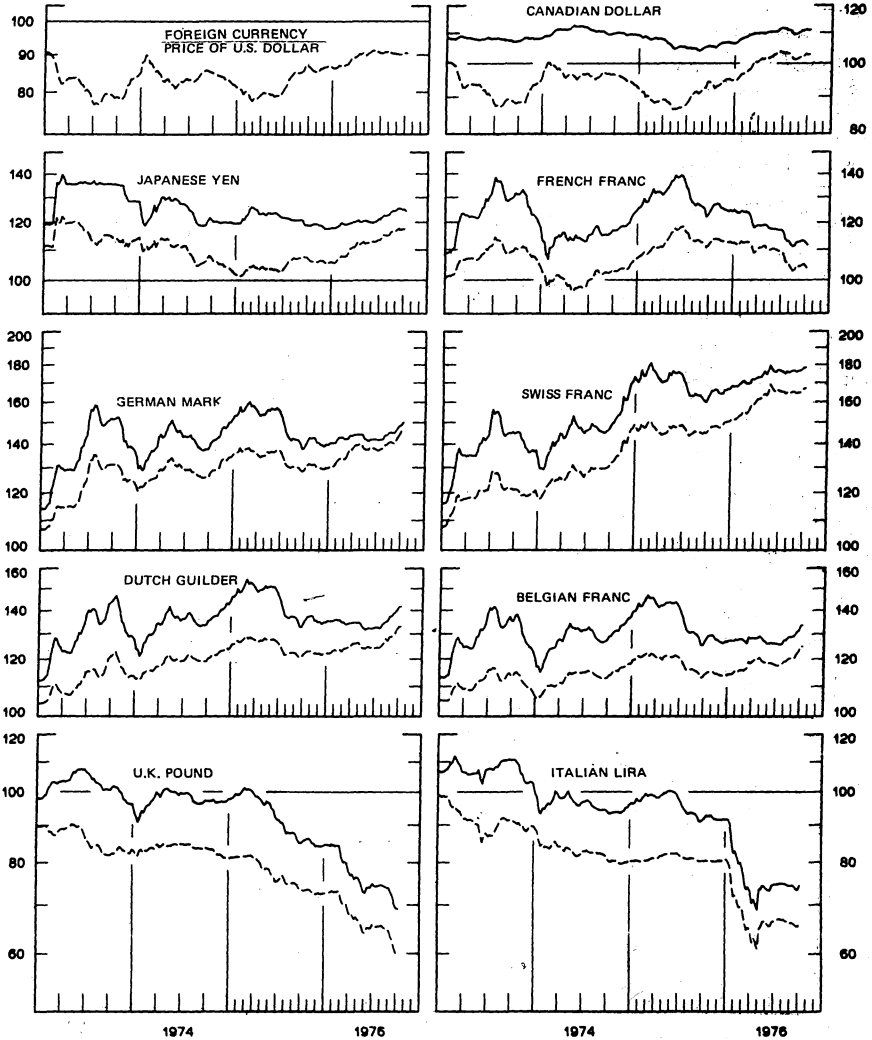
Weekly \$15.00 per year or \$.40 each in the United States, its possessions, Canada, and Mexico; 10 or more of the same issue to one address, \$13.50 per year or \$.35 each. Elsewhere, \$20.00 per year or \$.50 each. Address requests to Publications Services, Division of Administrative Services, and make payment remittance payable to the order of the Board of Governors of the Federal Reserve System in a form collectible at par in U.S. Currency.

Chart 1 SPOT EXCHANGE RATES

DOLLAR PRICES OF FOREIGN CURRENCIES AND WEIGHTED AVERAGE VALUES (DASHED LINE)
AVERAGES FOR WEEK ENDING WEDNESDAY

RATIO SCALE
MAY 1970 PARITY=100

RATIO SCALE
MAY 1970 PARITY=100



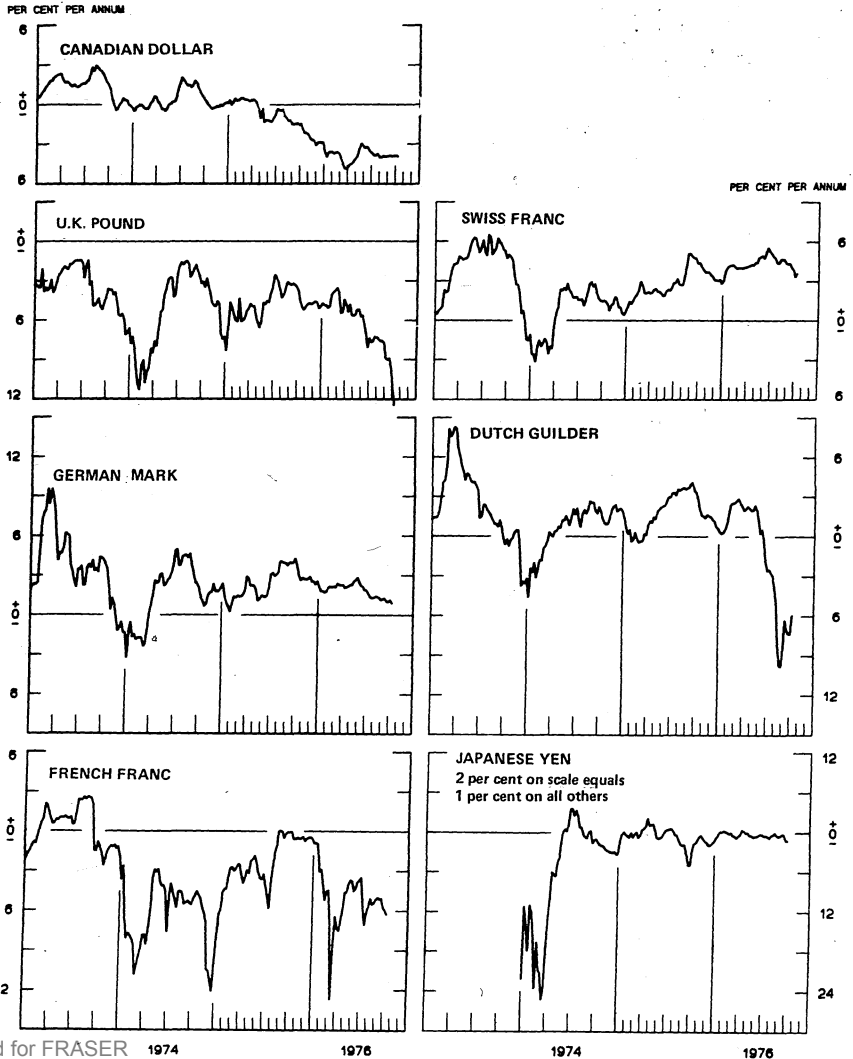
1974

1975

1974

1976

Chart 2
3-MONTH FORWARD EXCHANGE RATES
 PREMIUMS (+), OR DISCOUNT (-)
 AVERAGES FOR WEEK ENDING WEDNESDAY



5

Chart 3
PRICE OF GOLD IN LONDON
AVERAGES FOR WEEK ENDING WEDNESDAY

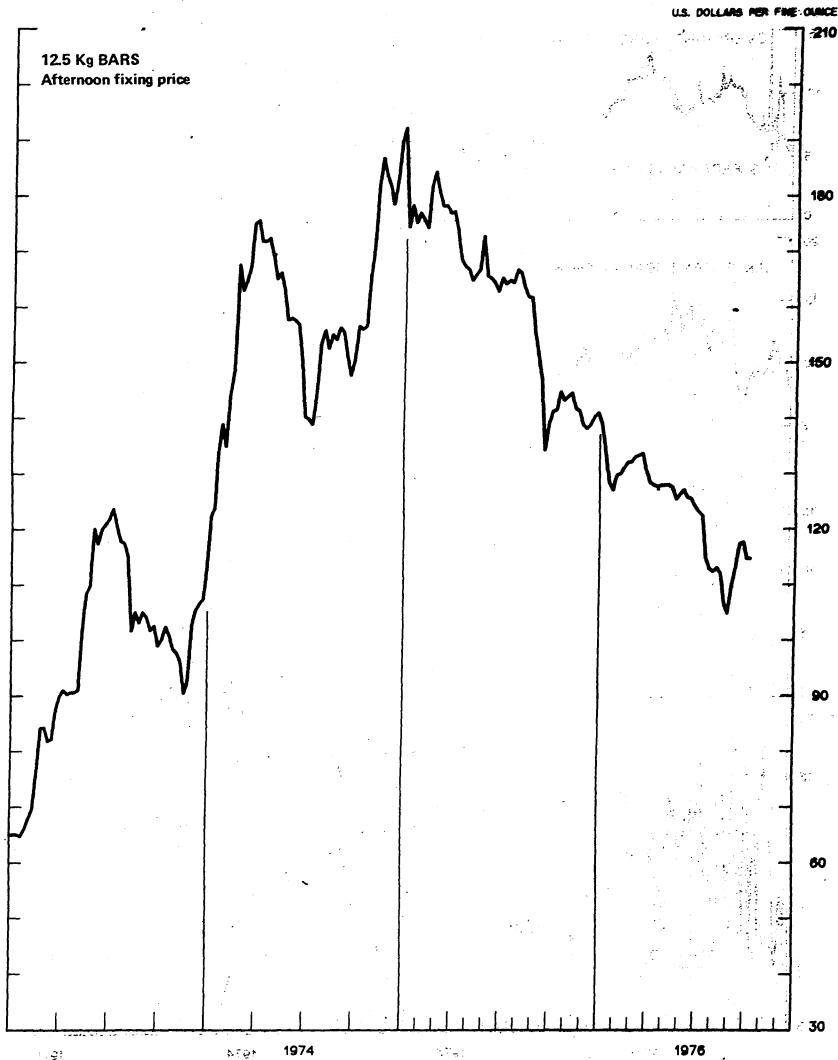


Chart 4
CALL MONEY RATES
 WEEKLY SERIES

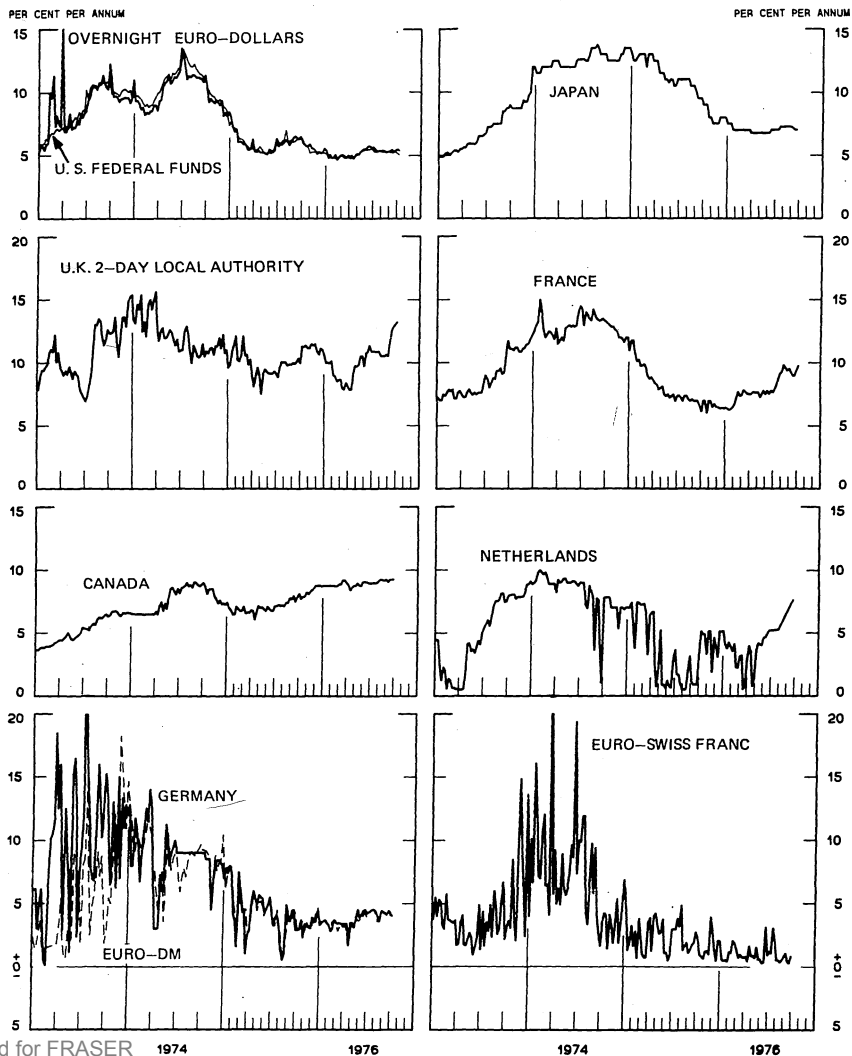


Chart 5
3-MONTH INTEREST RATES
 WEEKLY SERIES

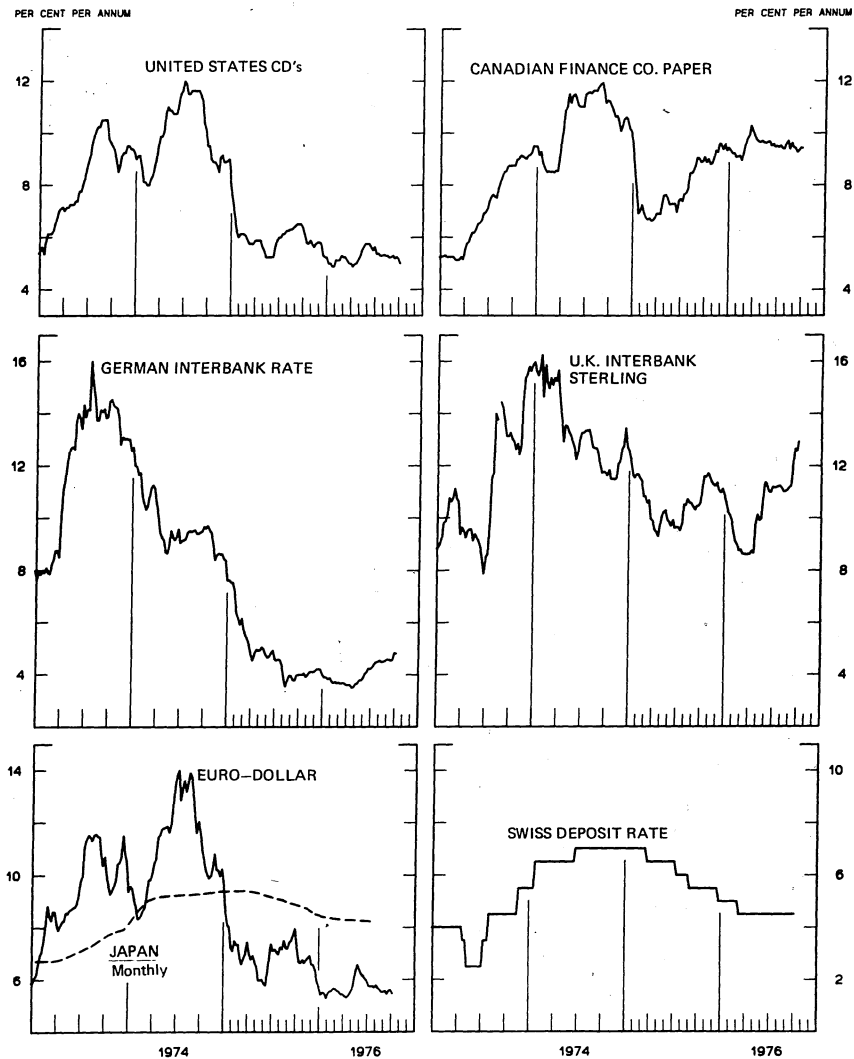


Chart 6
EURO-DOLLAR DEPOSIT RATES London
AVERAGES FOR WEEK ENDING WEDNESDAY

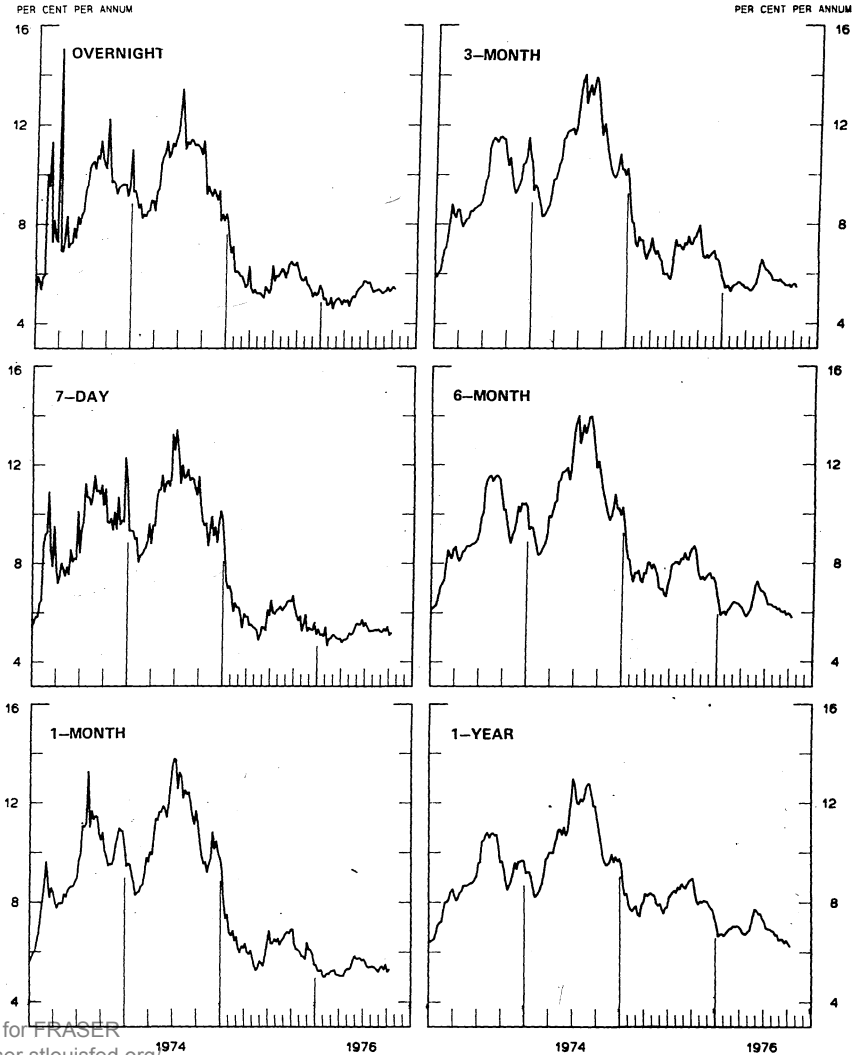


Chart 7
SELECTED EURO-DOLLAR AND U.S. MONEY MARKET RATES
 AVERAGES FOR WEEK ENDING WEDNESDAY

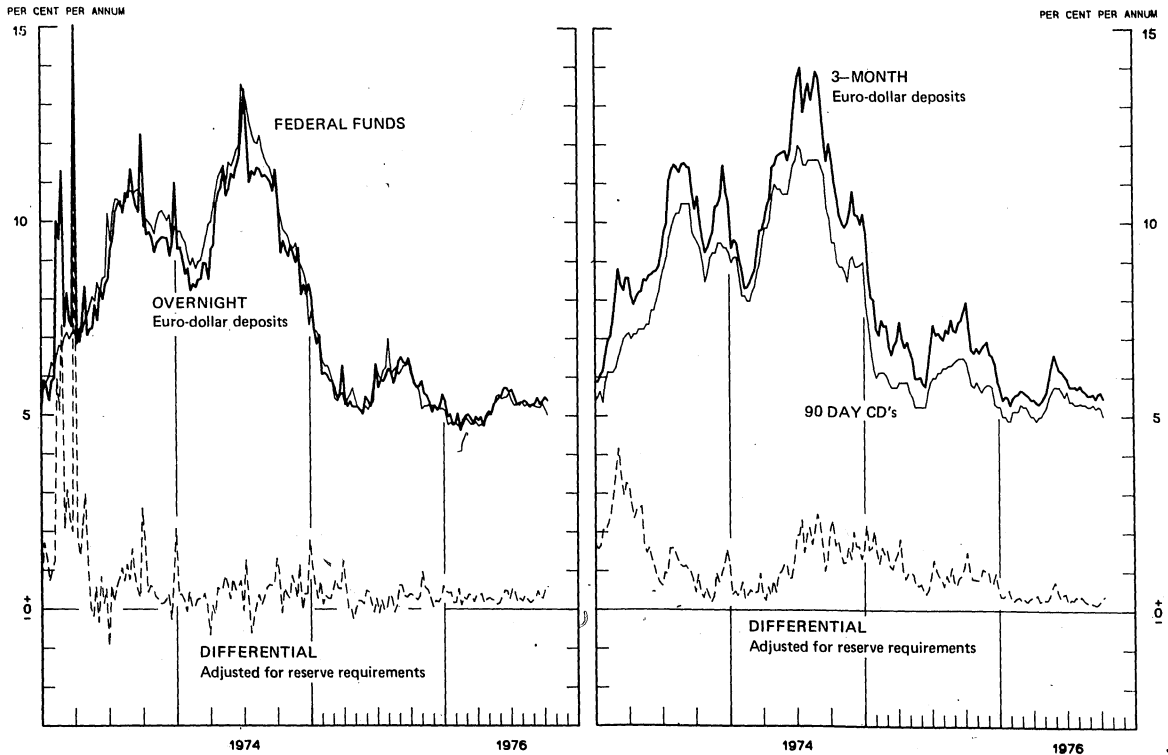


Chart 8

INTEREST ARBITRAGE: 3-MONTH FUNDS

AVERAGES FOR WEEK ENDING WEDNESDAY

DIFFERENTIAL: PLUS(+), INDICATES FAVOR DOLLAR ASSETS

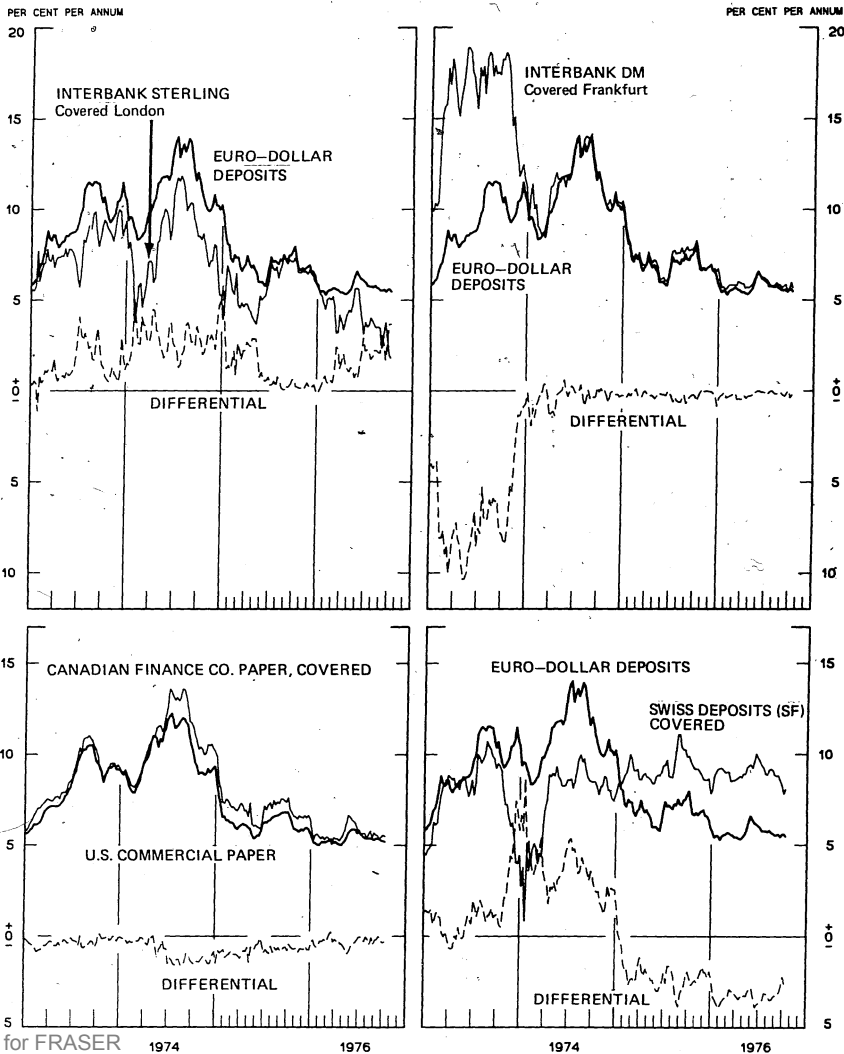


Chart 9
LONG-TERM GOVERNMENT BOND YIELDS
 WEEKLY SERIES

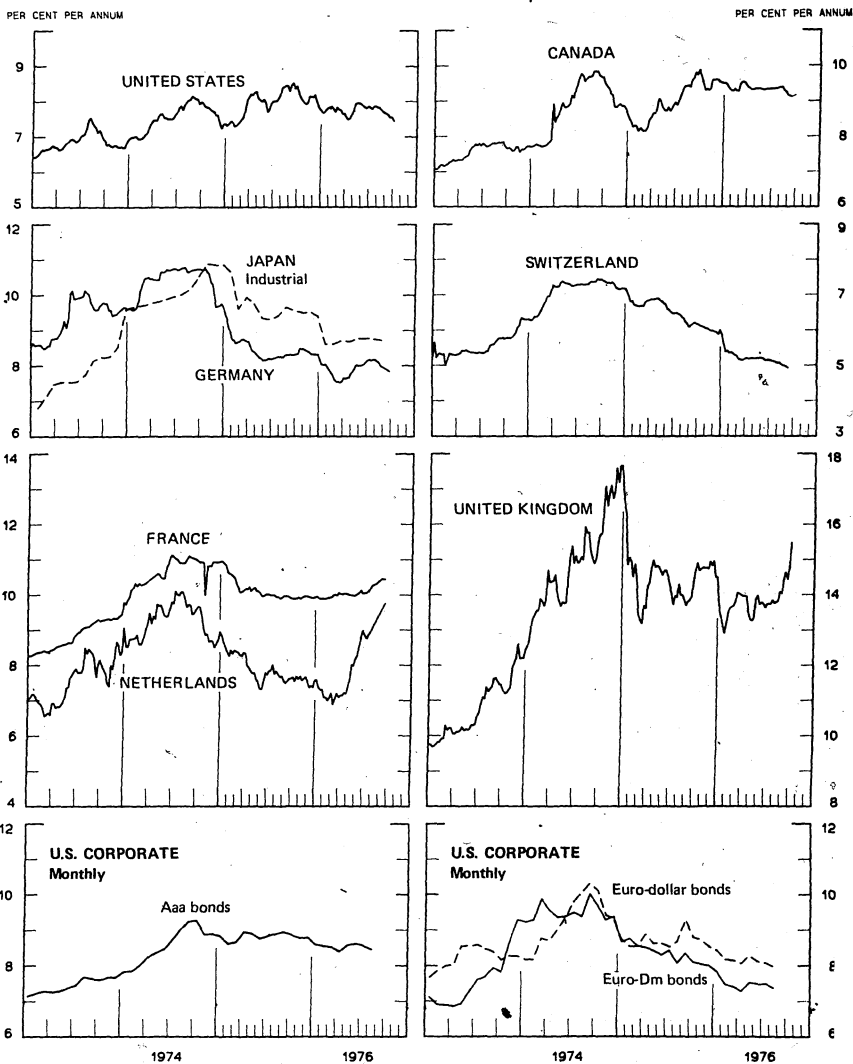
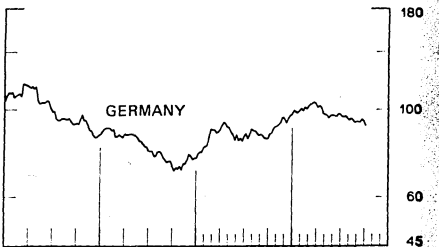
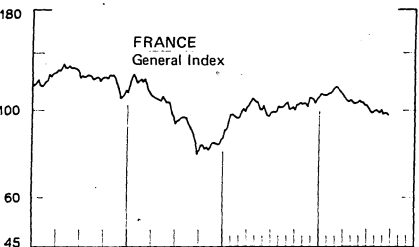
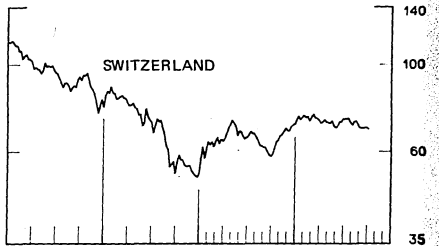
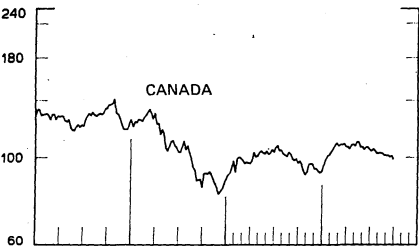
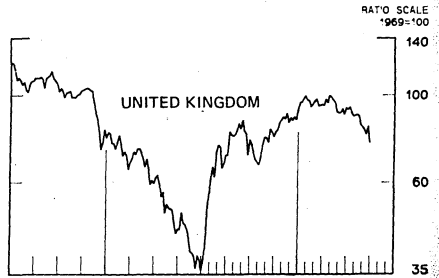
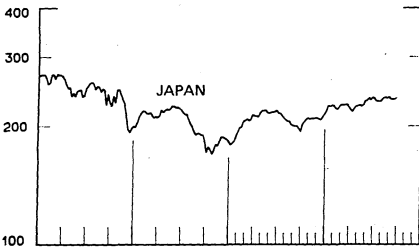
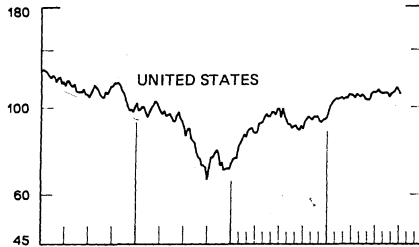


Chart 10
INDUSTRIAL STOCK INDEXES
 WEEKLY SERIES

RATIO SCALE
 1969=100



1974

1976

1974

1976

SERIES NAME

LAST VALUE PLOTTED
DATE VALUE

CHART 1. SPOT EXCHANGE RATES

| | | |
|-------------------------------|---------|--------|
| U.S. DOLLAR, WEIGHTED AVERAGE | OCT. 13 | 90.46 |
| JAPANESE YEN | OCT. 13 | 124.45 |
| GERMAN MARK | OCT. 13 | 150.14 |
| DUTCH GUILDER | OCT. 13 | 141.65 |
| U.K. POUND | OCT. 13 | 69.10 |
| CANADIAN DOLLAR | OCT. 13 | 111.08 |
| FRENCH FRANC | OCT. 13 | 111.53 |
| SWISS FRANC | OCT. 13 | 178.61 |
| BELGIAN FRANC | OCT. 13 | 133.56 |
| ITALIAN LIRA | OCT. 13 | 74.34 |

CHART 2. 3-MONTH FORWARD EXCHANGE RATES

| | | |
|-----------------|---------|--------|
| CANADIAN DOLLAR | OCT. 13 | -3.95 |
| U.K. POUND | OCT. 13 | -12.45 |
| GERMAN MARK | OCT. 13 | 0.87 |
| FRENCH FRANC | OCT. 13 | -6.28 |
| SWISS FRANC | OCT. 13 | 3.57 |
| DUTCH GUILDER | OCT. 13 | -5.95 |
| JAPANESE YEN | OCT. 13 | -1.26 |

CHART 3. GOLD PRICE IN LONDON

| | | |
|----------------------------|---------|--------|
| U.S. DOLLAR PER FINE OUNCE | OCT. 13 | 114.67 |
|----------------------------|---------|--------|

CHART 4. CALL MONEY RATES

| | | |
|-------------------------------------|----------|-------|
| U.S. FEDERAL FUNDS | OCT. 13 | 5.02 |
| OVERNIGHT EURO-DOLLAR DEPOSITS | OCT. 13 | 5.39 |
| U.K. 2-DAY LOCAL AUTHORITY DEPOSITS | OCT. 8 | 13.25 |
| CANADA | OCT. 1 | 9.25 |
| GERMANY | OCT. 8 | 4.00 |
| EURO-DM | OCT. 1 | 4.04 |
| JAPAN | SEPT. 24 | 7.00 |
| FRANCE | OCT. 8 | 9.75 |
| NETHERLANDS | SEPT. 24 | 7.63 |
| EURO-SWISS FRANC | OCT. 1 | 0.84 |

CHART 5. 3-MONTH INTEREST RATES

| | | |
|--------------------------------|---------|-------|
| U.S. CD'S (60-89 DAYS) | OCT. 13 | 5.00 |
| GERMAN INTERBANK LOAN | OCT. 13 | 4.80 |
| JAPANESE COMPOSITE LOAN | JULY | 8.23 |
| EURO-DOLLAR DEPOSIT | OCT. 13 | 5.46 |
| CANADIAN FINANCE COMPANY PAPER | OCT. 13 | 9.44 |
| INTERBANK STERLING | OCT. 13 | 14.24 |
| SWISS DEPOSIT | OCT. 13 | 4.50 |

| SERIES NAME | LAST VALUE PLOTTED | |
|------------------------------------------------------------------|--------------------|-------|
| | DATE | VALUE |
| CHART 6. EURO-DOLLAR DEPOSIT RATES: LONDON | | |
| OVERNIGHT | OCT. 13 | 5.39 |
| 7-DAY | OCT. 13 | 5.18 |
| 1-MONTH | OCT. 13 | 5.30 |
| 3-MONTH | OCT. 13 | 5.46 |
| 6-MONTH | OCT. 13 | 5.80 |
| 1-YEAR | OCT. 13 | 6.23 |
| CHART 7. SELECTED EURO-DOLLAR AND U.S. MONEY MARKET RATES | | |
| OVERNIGHT EURO-DOLLAR DEPOSITS | OCT. 13 | 5.39 |
| U.S. FEDERAL FUNDS | OCT. 13 | 5.02 |
| DIFFERENTIAL ADJ. FOR RESERVE REQUIREMENTS | OCT. 13 | 0.59 |
| 3-MONTH EURO-DOLLAR DEPOSIT RATE | OCT. 13 | 5.46 |
| U.S. CD'S (60-89 DAYS) | OCT. 13 | 5.00 |
| DIFFERENTIAL ADJ. FOR RESERVE REQUIREMENTS | OCT. 13 | 0.37 |
| CHART 8. INTEREST ARBITRAGE, 3-MONTH FUNDS | | |
| EURO-DOLLAR DEPOSIT | OCT. 13 | 5.46 |
| INTERBANK STERLING (LONDON), COVERED | OCT. 13 | 1.79 |
| DIFFERENTIAL | OCT. 13 | 3.67 |
| U.S. COMMERCIAL PAPER | OCT. 13 | 5.19 |
| CANADIAN FINANCE CO. PAPER, COVERED | OCT. 13 | 5.49 |
| DIFFERENTIAL | OCT. 13 | -0.30 |
| EURO-DOLLAR DEPOSIT | OCT. 13 | 5.46 |
| INTERBANK DM (FRANKFURT), COVERED | OCT. 13 | 5.67 |
| DIFFERENTIAL | OCT. 13 | -0.21 |
| EURO-DOLLAR DEPOSIT | OCT. 13 | 5.46 |
| SWISS DEPOSIT (SF), COVERED | OCT. 13 | 8.07 |
| DIFFERENTIAL | OCT. 13 | -2.61 |

SERIES NAME

LAST VALUE PLOTTED
DATE VALUE

CHART 9. LONG TERM GOVERNMENT BOND YIELDS

| | | |
|-----------------|----------|-------|
| UNITED STATES | OCT. 8 | 7.44 |
| GERMANY | OCT. 1 | 7.82 |
| JAPAN (MONTHLY) | AUG. | 8.72 |
| SWITZERLAND | SEPT. 17 | 4.92 |
| CANADA | OCT. 1 | 9.16 |
| FRANCE | SEPT. 24 | 10.43 |
| NETHERLANDS | SEPT. 24 | 9.76 |
| UNITED KINGDOM | OCT. 8 | 15.48 |

U.S. CORPORATE

| | | |
|-------------------|------|------|
| AAA BONDS | AUG. | 8.45 |
| EURO-DM BONDS | AUG. | 7.36 |
| EURO-DOLLAR BONDS | AUG. | 7.96 |

CHART 10. INDUSTRIAL STOCK INDEXES

| | | |
|----------------|----------|--------|
| UNITED STATES | OCT. 8 | 108.02 |
| JAPAN | OCT. 1 | 235.42 |
| CANADA | OCT. 1 | 98.69 |
| FRANCE | SEPT. 24 | 97.25 |
| UNITED KINGDOM | OCT. 1 | 75.63 |
| SWITZERLAND | OCT. 8 | 68.31 |
| GERMANY | OCT. 8 | 90.76 |



FEDERAL RESERVE

statistical release

H.10

FOREIGN EXCHANGE RATES

OCTOBER 27, 1976

FOR THE WEEK ENDING OCTOBER 15, 1976

NOV 4 3 35 AM '76
FEDERAL RESERVE BANK
OF CLEVELAND

The Board of Governors of the Federal Reserve System is advised that the Federal Reserve Bank of New York has certified for customs purposes the following noon buying rate in New York City for cable transfers payable in foreign currencies:

| COUNTRY | MONETARY UNIT | (RATE U.S. CENTS) | | | | |
|----------------|---------------|-------------------|----------|----------|----------|----------|
| | | OCT. 11 | OCT. 12 | OCT. 13 | OCT. 14 | OCT. 15 |
| AUSTRALIA | DOLLAR | | 123.7200 | 123.5800 | 123.8300 | 123.3600 |
| AUSTRIA | SCHILLING | | 5.76000 | 5.79000 | 5.79000 | 5.77000 |
| BELGIUM | FRANC | | 2.66700 | 2.68280 | 2.67850 | 2.67250 |
| CANADA | DOLLAR | H | 102.6500 | 102.7900 | 102.7900 | 102.6500 |
| DENMARK | KRONE | | 17.1000 | 17.1000 | 17.0900 | 17.0200 |
| FINLAND | MARKKA | | 25.9800 | 26.0000 | 25.9900 | 25.9200 |
| FRANCE | FRANC | O | 20.0300 | 19.9400 | 19.9900 | 19.9700 |
| GERMANY | D. MARK | | 41.0100 | 41.1400 | 41.1300 | 40.9300 |
| INDIA | RUPEE | | 11.3000 | 11.3000 | 11.3000 | 11.2000 |
| IRELAND | POUND | L | 165.3500 | 165.4100 | 163.9000 | 165.0000 |
| ITALY | LIRA | | 0.11910 | 0.11890 | 0.11860 | 0.11850 |
| JAPAN | YEN | | 0.34500 | 0.34440 | 0.34210 | 0.34130 |
| MALAYSIA | DOLLAR | I | 39.6500 | 39.6300 | 39.6300 | 39.4900 |
| MEXICO | PESO | | 5.0300 | 5.0400 | 5.0300 | 5.0300 |
| NETHERLANDS | GUILDER | | 39.0900 | 39.1700 | 39.1600 | 39.0600 |
| NEW ZEALAND | DOLLAR | D | 96.9500 | 97.0500 | 97.2800 | 96.6000 |
| NORWAY | KRONE | | 18.7500 | 18.8400 | 18.8400 | 18.7300 |
| PORTUGAL | ESCUDO | | 3.2000 | 3.1900 | 3.2000 | 3.1900 |
| SOUTH AFRICA | RAND | A | 114.8500 | 114.8500 | 114.8500 | 114.8500 |
| SPAIN | PESATA | | 1.4710 | 1.4710 | 1.4675 | 1.4641 |
| SRI LANKA | RUPEE | | 11.4500 | 11.4500 | 11.4500 | 11.4000 |
| SWEDEN | KRONA | Y | 23.4800 | 23.5500 | 23.5400 | 23.4500 |
| SWITZERLAND | FRANC | | 40.8200 | 40.9400 | 40.9000 | 40.7600 |
| UNITED KINGDOM | POUND | | 165.3500 | 165.4100 | 163.9000 | 165.0000 |