

113

---

LIBRARY  
OCT 9 1976  
OF INDIANAPOLIS

# Selected Interest & Exchange Rates

## Weekly Series of Charts

**OCTOBER 4, 1976**

**Prepared by the  
FINANCIAL MARKETS  
SECTION**

**DIVISION OF  
INTERNATIONAL FINANCE**

**BOARD OF GOVERNORS  
FEDERAL RESERVE SYSTEM  
Washington, D.C. 20551**

---

# Table of Contents

## TABLES

1. LATEST FIGURES PLOTTED
2. DAILY CERTIFIED SPOT EXCHANGE RATES--  
H.10 RELEASE

## CHARTS

1. SPOT EXCHANGE RATE INDEXES
2. 3-MONTH FORWARD EXCHANGE RATES
3. GOLD PRICE--LONDON
4. CALL MONEY RATES
5. 3-MONTH INTEREST RATES
6. EURO-DOLLAR DEPOSIT RATES
7. SELECTED EURO-DOLLAR AND  
U.S. MONEY MARKET RATES
8. INTEREST ARBITRAGE: 3-MONTH FUNDS
9. LONG-TERM GOVERNMENT BOND YIELDS
10. INDUSTRIAL STOCK INDEXES

## SUBSCRIPTION RATES:

Weekly \$15.00 per year or \$.40 each in the United States, its possessions, Canada, and Mexico; 10 or more of the same issue to one address, \$13.50 per year or \$.35 each. Elsewhere, \$20.00 per year or \$.50 each. Address requests to Publications Services, Division of Administrative Services, and make payment remittance payable to the order of the Board of Governors of the Federal Reserve System in a form collectible at par in U.S. Currency.

Chart 1  
**SPOT EXCHANGE RATES**

3

**DOLLAR PRICES OF FOREIGN CURRENCIES AND WEIGHTED AVERAGE VALUES (DASHED LINE)**  
**AVERAGES FOR WEEK ENDING WEDNESDAY**

RATIO SCALE  
MAY 1970 PARITY=100

RATIO SCALE  
MAY 1970 PARITY=100

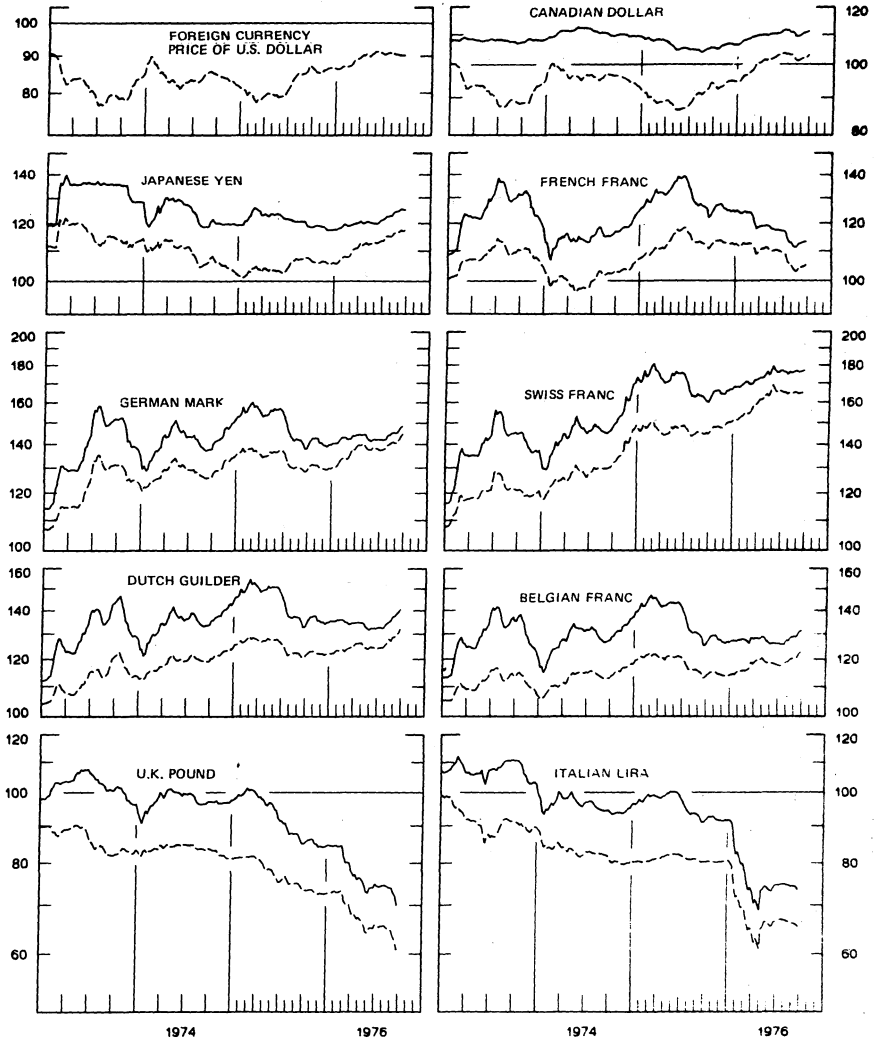


Chart 2  
**3-MONTH FORWARD EXCHANGE RATES**  
 PREMIUMS (+), OR DISCOUNT (-)  
 AVERAGES FOR WEEK ENDING WEDNESDAY

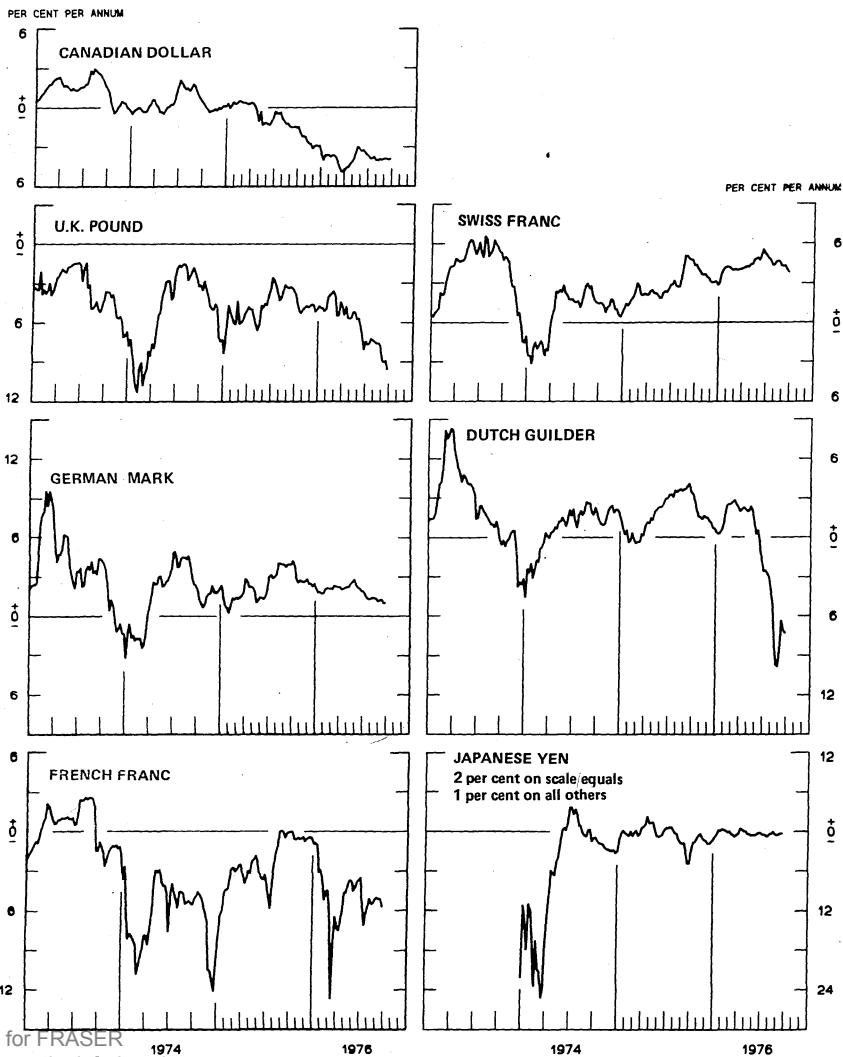


Chart 3  
**PRICE OF GOLD IN LONDON**  
AVERAGES FOR WEEK ENDING WEDNESDAY

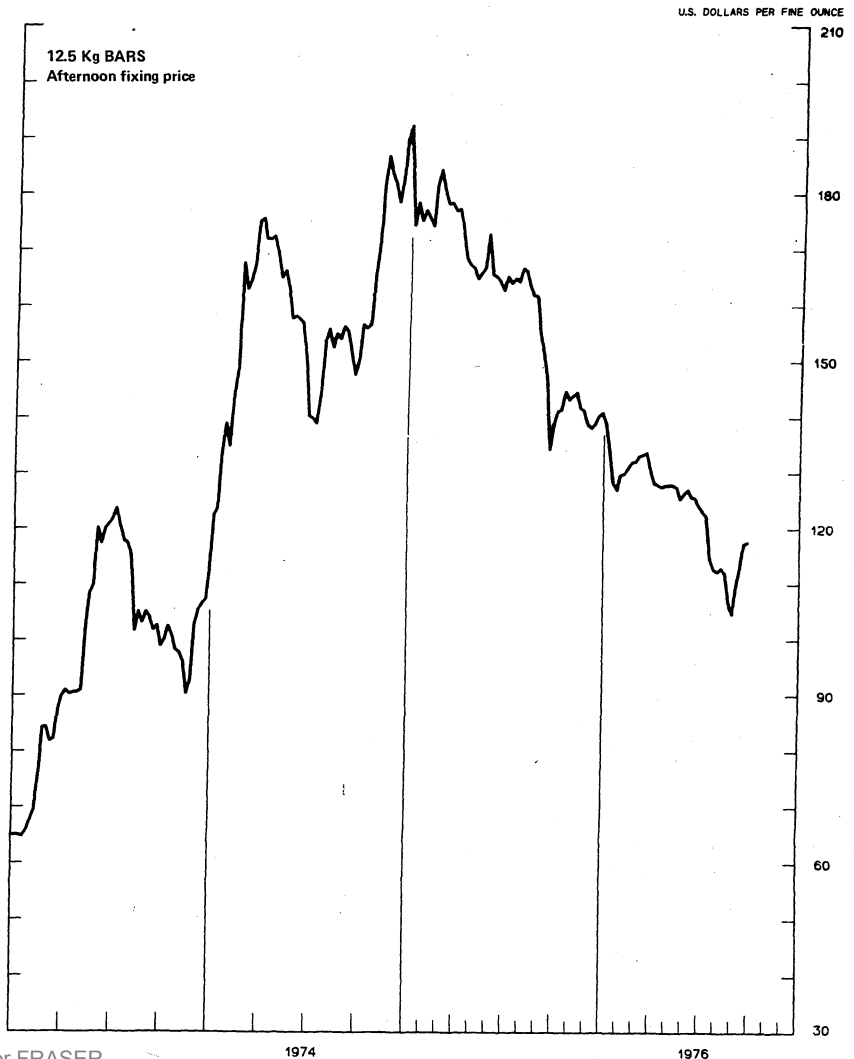




Chart 5  
**3-MONTH INTEREST RATES**  
 WEEKLY SERIES

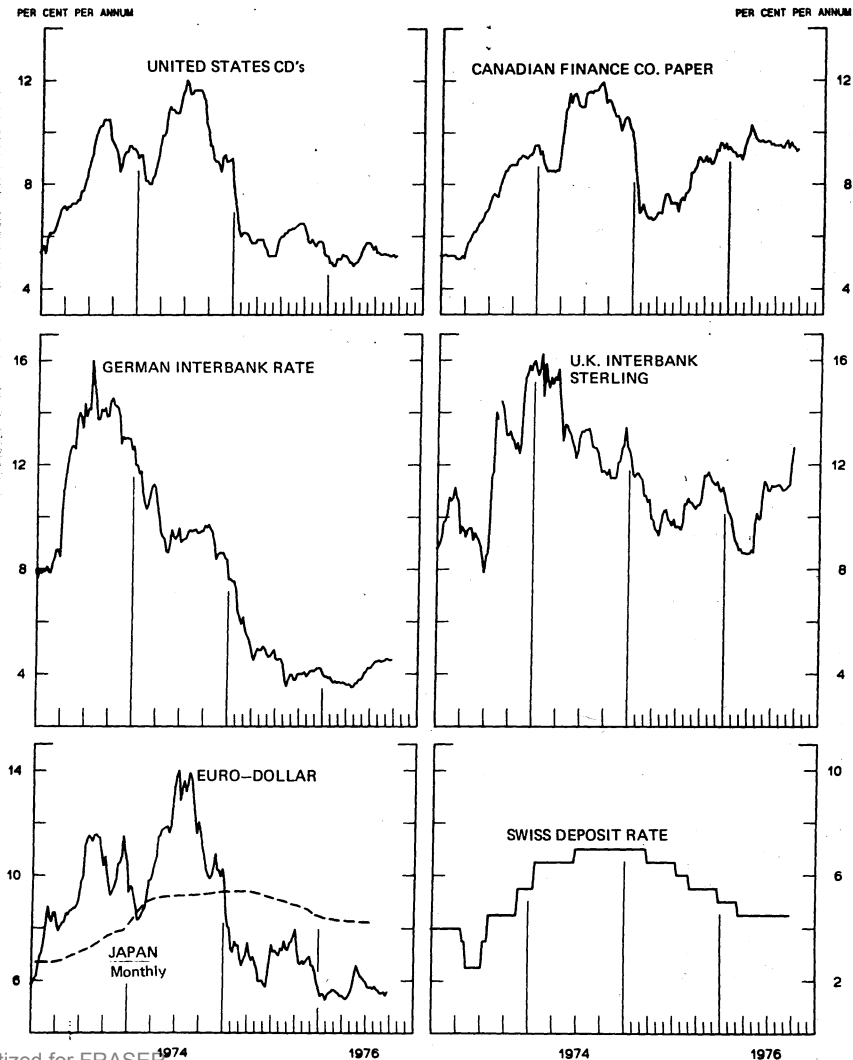


Chart 6  
**EURO-DOLLAR DEPOSIT RATES London**  
AVERAGES FOR WEEK ENDING WEDNESDAY

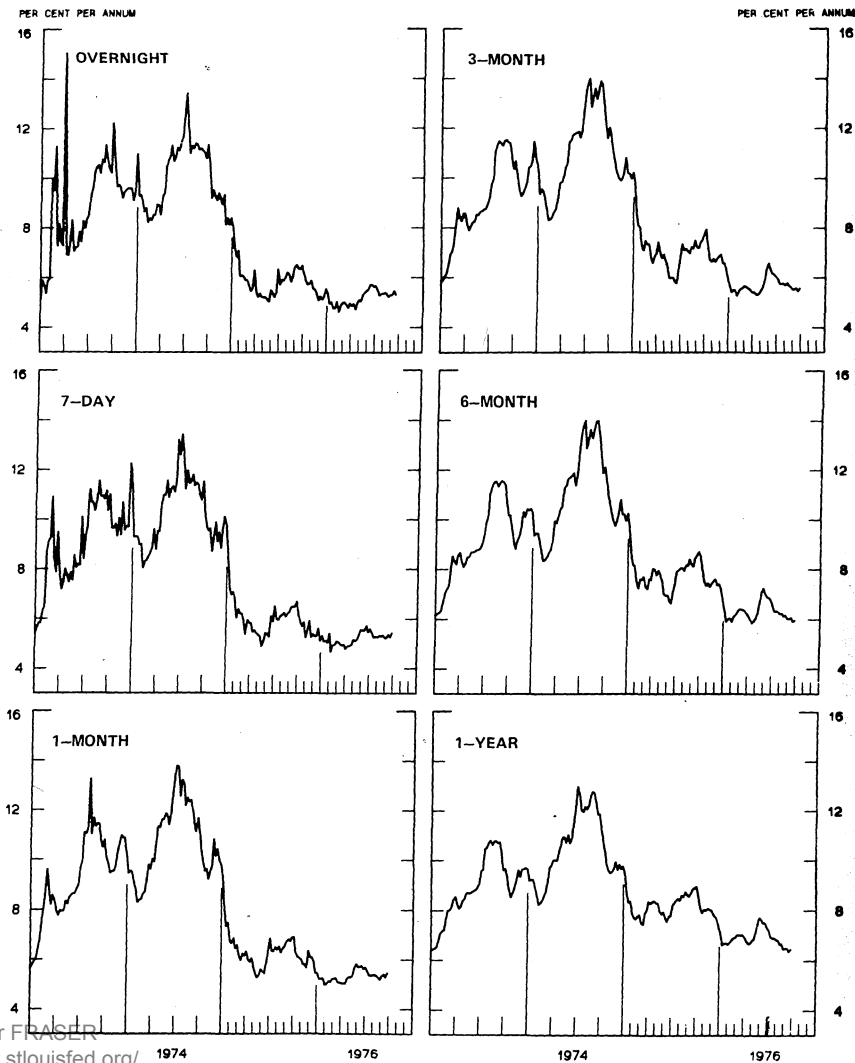




Chart 7  
**SELECTED EURO-DOLLAR AND U.S. MONEY MARKET RATES**  
 AVERAGES FOR WEEK ENDING WEDNESDAY

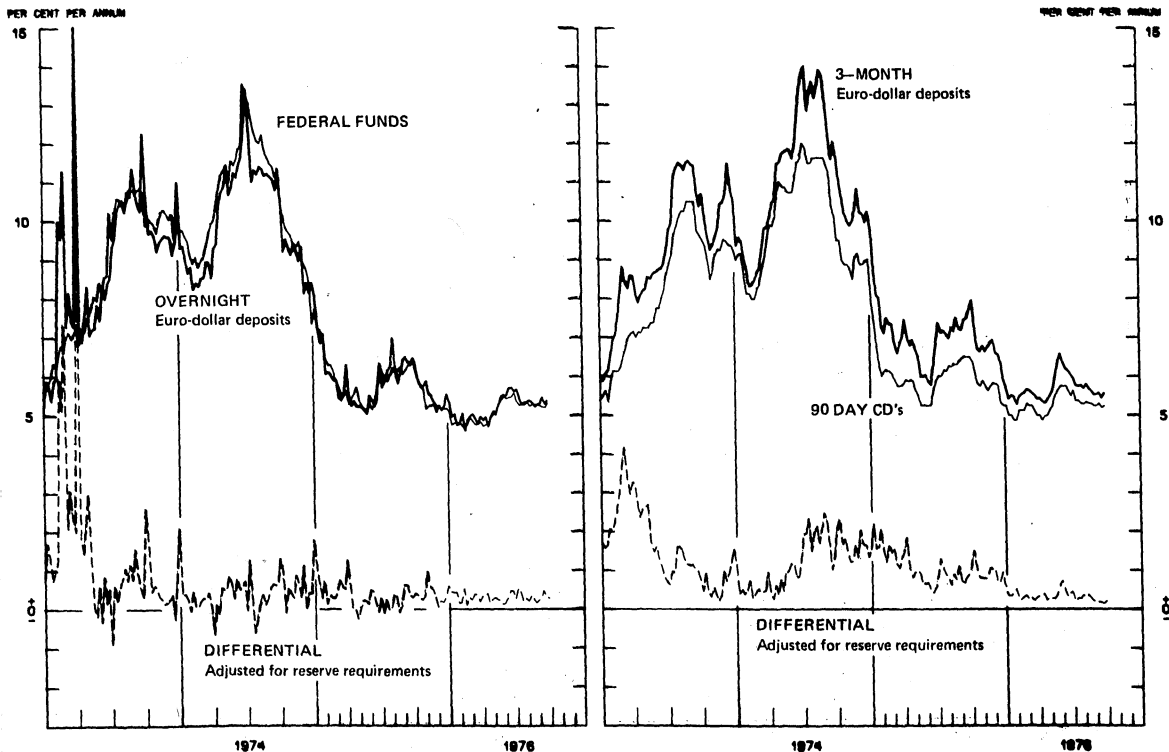


Chart 8

### INTEREST ARBITRAGE: 3-MONTH FUNDS

AVERAGES FOR WEEK ENDING WEDNESDAY

DIFFERENTIAL: PLUS(+), INDICATES FAVOR DOLLAR ASSETS

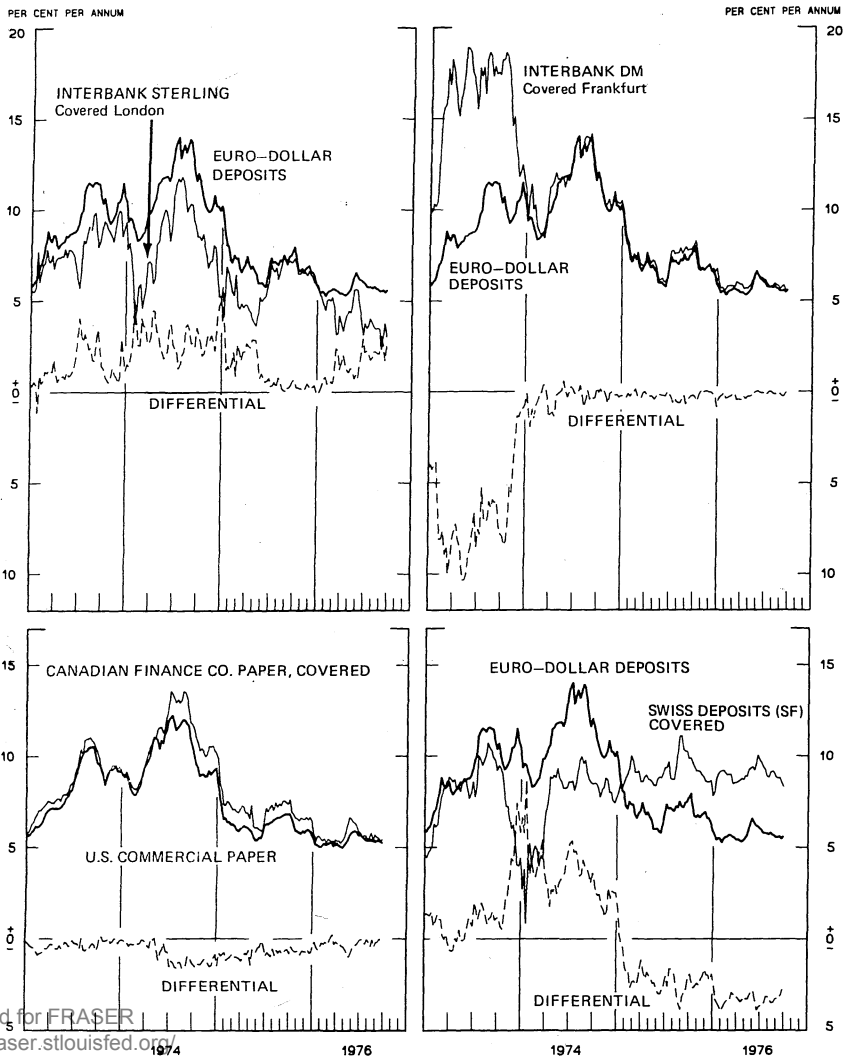


Chart 9  
**LONG-TERM GOVERNMENT BOND YIELDS**  
 WEEKLY SERIES

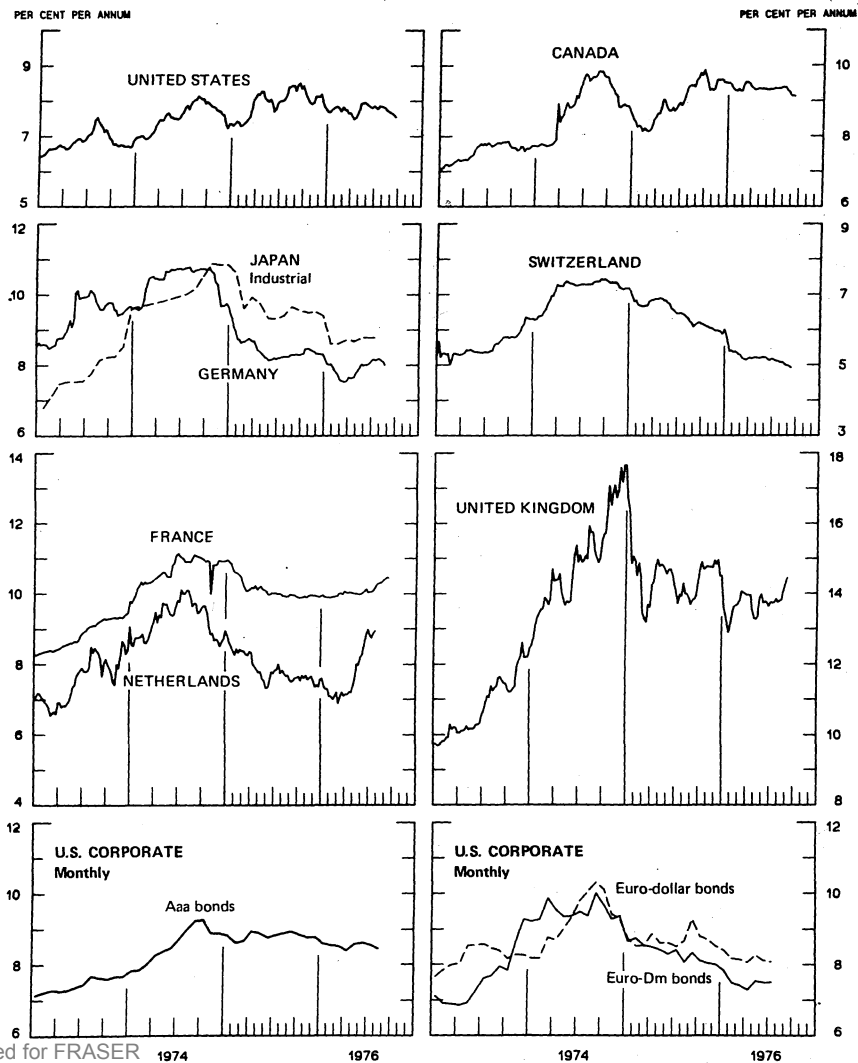
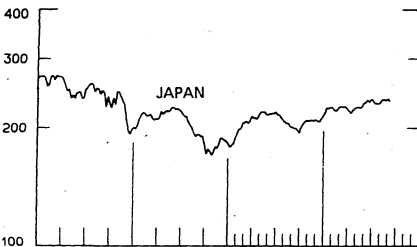
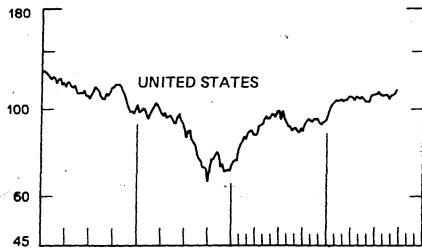
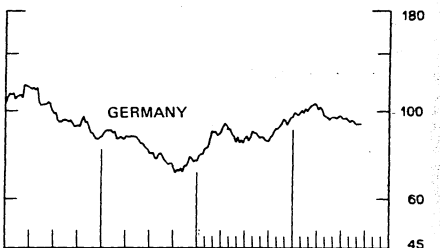
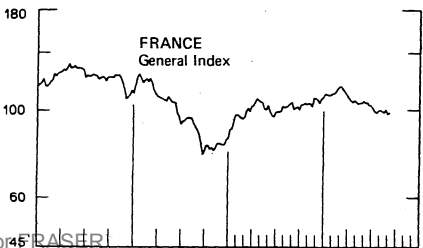
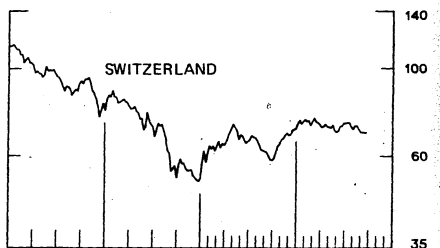
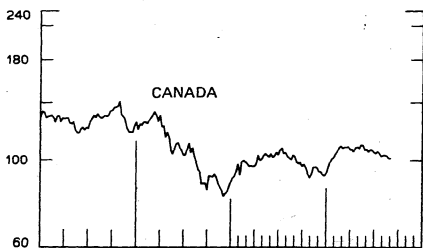
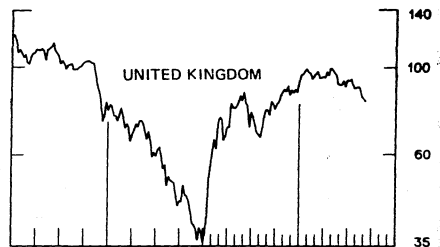


Chart 10  
**INDUSTRIAL STOCK INDEXES**  
 WEEKLY SERIES

RATIO SCALE  
 1969=100



RATIO SCALE  
 1969=100



1974 1976 1974 1976

SERIES NAME

LAST VALUE PLOTTED  
DATE VALUE

CHART 1. SPOT EXCHANGE RATES

U.S. DOLLAR, WEIGHTED AVERAGE	SEPT. 29	40.56
JAPANESE YEN	SEPT. 29	125.13
GERMAN MARK	SEPT. 29	148.36
DUTCH GUILDER	SEPT. 29	140.36
U.K. POUND	SEPT. 29	69.98
CANADIAN DOLLAR	SEPT. 29	111.17
FRENCH FRANC	SEPT. 29	113.06
SWISS FRANC	SEPT. 29	177.23
BELGIAN FRANC	SEPT. 29	131.26
ITALIAN LIRA	SEPT. 29	73.39

CHART 2. 3-MONTH FORWARD EXCHANGE RATES

CANADIAN DOLLAR	SEPT. 29	-3.89
U.K. POUND	SEPT. 29	-9.57
GERMAN MARK	SEPT. 29	0.99
FRENCH FRANC	SEPT. 29	-5.70
SWISS FRANC	SEPT. 29	3.81
DUTCH GUILDER	SEPT. 29	-7.33
JAPANESE YEN	SEPT. 29	-0.28

CHART 3. GOLD PRICE IN LONDON

U.S. DOLLAR PER FINE OUNCE	SEPT. 29	117.65
----------------------------	----------	--------

CHART 4. CALL MONEY RATES

U.S. FEDERAL FUNDS	SEPT. 29	5.32
OVERNIGHT EURO-DOLLAR DEPOSITS	SEPT. 29	5.39
U.K. 2-DAY LOCAL AUTHORITY DEPOSITS	SEPT. 24	12.88
CANADA	SEPT. 17	9.25
GERMANY	SEPT. 24	4.40
EURO-DM	SEPT. 17	4.09
JAPAN	SEPT. 24	7.00
FRANCE	SEPT. 24	9.00
NETHERLANDS	JULY 30	5.25
EURO-SWISS FRANC	SEPT. 17	0.44

CHART 5. 3-MONTH INTEREST RATES

U.S. CD'S (60-89 DAYS)	SEPT. 29	5.25
GERMAN INTERBANK LOAN	SEPT. 29	4.56
JAPANESE COMPOSITE LOAN	JULY	8.23
EURO-DOLLAR DEPOSIT	SEPT. 29	5.58
CANADIAN FINANCE COMPANY PAPER	SEPT. 29	9.35
INTERBANK STERLING	SEPT. 29	12.58
SWISS DEPOSIT	SEPT. 29	4.50

SERIES NAME

LAST VALUE PLOTTED  
DATE VALUE

CHART 6. EURO-DOLLAR DEPOSIT RATES: LONDON

OVERNIGHT	SEPT. 29	5.39
7-DAY	SEPT. 29	5.41
1-MONTH	SEPT. 29	5.49
3-MONTH	SEPT. 29	5.56
6-MONTH	SEPT. 29	5.96
1-YEAR	SEPT. 29	6.49

CHART 7. SELECTED EURO-COLLAR AND U.S. MONEY MARKET RATES

OVERNIGHT EURO-DOLLAR DEPOSITS	SEPT. 29	5.39
U.S. FEDERAL FUNDS	SEPT. 29	5.32
DIFFERENTIAL ADJ. FOR RESERVE REQUIREMENTS	SEPT. 29	0.29
3-MONTH EURO-DOLLAR DEPOSIT RATE	SEPT. 29	5.58
U.S. CD'S (60-89 DAYS)	SEPT. 29	5.25
DIFFERENTIAL ADJ. FOR RESERVE REQUIREMENTS	SEPT. 29	0.22

CHART 8. INTEREST ARBITRAGE, 3-MONTH FUNDS

EURO-DOLLAR DEPOSIT	SEPT. 29	5.58
INTERBANK STERLING (LONDON), COVERED	SEPT. 29	3.01
DIFFERENTIAL	SEPT. 29	2.57
U.S. COMMERCIAL PAPER	SEPT. 29	5.25
CANADIAN FINANCE CO. PAPER, COVERED	SEPT. 29	5.46
DIFFERENTIAL	SEPT. 29	-0.21
EURO-DOLLAR DEPOSIT	SEPT. 29	5.58
INTERBANK DM (FRANKFURT), COVERED	SEPT. 29	5.55
DIFFERENTIAL	SEPT. 29	0.03
EURO-DOLLAR DEPOSIT	SEPT. 29	5.58
SWISS DEPOSIT (SF), COVERED	SEPT. 29	8.31
DIFFERENTIAL	SEPT. 29	-2.74

SERIES NAME

LAST VALUE PLOTTED  
DATE VALUE

CHART 9. LONG TERM GOVERNMENT BOND YIELDS

UNITED STATES	SEPT. 24	7.54
GERMANY	AUG. 27	8.00
JAPAN (MONTHLY)	JULY	8.76
SWITZERLAND	SEPT. 17	4.92
CANADA	SEPT. 17	9.12
FRANCE	SEPT. 17	10.44
NETHERLANDS	JULY 30	8.94
UNITED KINGDOM	SEPT. 10	14.44

U.S. CORPORATE

AAA BONDS	AUG.	8.45
EURO-DM BONDS	JULY	7.49
EURO-DOLLAR BONDS	JULY	8.07

CHART 10. INDUSTRIAL STOCK INDEXES

UNITED STATES	SEPT. 24	132.02
JAPAN	SEPT. 10	234.25
CANADA	SEPT. 3	101.21
FRANCE	SEPT. 10	98.49
UNITED KINGDOM	SEPT. 10	81.80
SWITZERLAND	SEPT. 24	68.89
GERMANY	SEPT. 17	92.72



# FEDERAL RESERVE

statistical release

H. 10

OCTOBER 4, 1976

## FOREIGN EXCHANGE RATES

FOR THE WEEK ENDING OCTOBER 1, 1976

The Board of Governors of the Federal Reserve System is advised that the Federal Reserve Bank of New York has certified for customs purposes the following noon buying rate in New York City for cable transfers payable in foreign currencies:

COUNTRY	MONETARY UNIT	(RATE U.S. CENTS)				
		SEP. 27	SEP. 28	SEP. 29	SEP. 30	OCT. 1
AUSTRALIA	DOLLAR	123.9900	123.6400	123.2300	123.4800	123.6200
AUSTRIA	SCHILLING	5.71000	5.71000	5.72000	5.78000	5.79000
BELGIUM	FRANC	2.62810	2.63100	2.63500	2.65700	2.64440
CANADA	DOLLAR	102.8000	102.9400	102.8300	102.7500	102.9500
DENMARK	KRONE	16.8400	16.8500	16.9100	17.0300	16.9900
FINLAND	MARKKA	25.8400	25.8200	25.8200	25.8800	25.9700
FRANCE	FRANC	20.3800	20.3700	20.3200	20.2500	20.1800
GERMANY	D. MARK	40.5500	40.6300	40.7500	41.0700	40.8400
INDIA	RUPEE	11.0800	10.9000	11.3000	11.3000	11.3000
IRELAND	POUND	167.9500	163.6000	166.6500	166.0000	166.6000
ITALY	LIRA	0.11760	0.11720	0.11690	0.11630	0.11450
JAPAN	YEN	0.34770	0.34780	0.34750	0.34860	0.34830
MALAYSIA	DOLLAR	39.5800	39.5800	39.6300	39.6700	39.7100
MEXICO	PESO	5.0400	5.0300	5.0300	5.0300	5.0300
NETHERLANDS	GUILDER	38.7900	38.9300	38.9200	38.9600	38.9800
NEW ZEALAND	DOLLAR	98.1300	97.3300	96.2500	97.0900	96.4200
NORWAY	KRONE	18.6200	18.6600	18.7000	18.7900	18.7300
PORTUGAL	ESCUDO	3.2000	3.2000	3.1900	3.2000	3.2100
SOUTH AFRICA	RAND	114.8500	114.8500	114.8500	114.8500	114.8500
SPAIN	PESATA	1.4700	1.4700	1.4736	1.4745	1.4723
SRI LANKA	RUPEE	11.5500	11.5500	11.5500	11.4500	11.4500
SWEDEN	KRONA	23.1800	23.2500	23.3200	23.4900	23.3900
SWITZERLAND	FRANC	40.5300	40.5500	40.6800	40.9000	40.7900
UNITED KINGDOM	POUND	167.9500	163.6000	166.6500	166.0000	166.6000