

H13

LIBRARY
SEP 20 1976
FEDERAL RESERVE BANK
OF ST. LOUIS

Selected Interest & Exchange Rates

Weekly Series of Charts

SEPTEMBER 27, 1976

Prepared by the
**FINANCIAL MARKETS
SECTION**

**DIVISION OF
INTERNATIONAL FINANCE**

**BOARD OF GOVERNORS
FEDERAL RESERVE SYSTEM**
Washington, D.C. 20551

2

Table of Contents

TABLES

1. LATEST FIGURES PLOTTED
2. DAILY CERTIFIED SPOT EXCHANGE RATES--
H.10 RELEASE

CHARTS

1. SPOT EXCHANGE RATE INDEXES
2. 3-MONTH FORWARD EXCHANGE RATES
3. GOLD PRICE--LONDON
4. CALL MONEY RATES
5. 3-MONTH INTEREST RATES
6. EURO-DOLLAR DEPOSIT RATES
7. SELECTED EURO-DOLLAR AND U.S. MONEY MARKET RATES
8. INTEREST ARBITRAGE: 3-MONTH FUNDS
9. LONG-TERM GOVERNMENT BOND YIELDS
10. INDUSTRIAL STOCK INDEXES

SUBSCRIPTION RATES:

Weekly \$15.00 per year or \$.40 each in the United States, its possessions, Canada, and Mexico; 10 or more of the same issue to one address, \$13.50 per year or \$.35 each. Elsewhere, \$20.00 per year or \$.50 each. Address requests to Publications Services, Division of Administrative Services, and make payment remittance payable to the order of the Board of Governors of the Federal Reserve System in a form collectible at par in U.S. Currency.

Chart 1

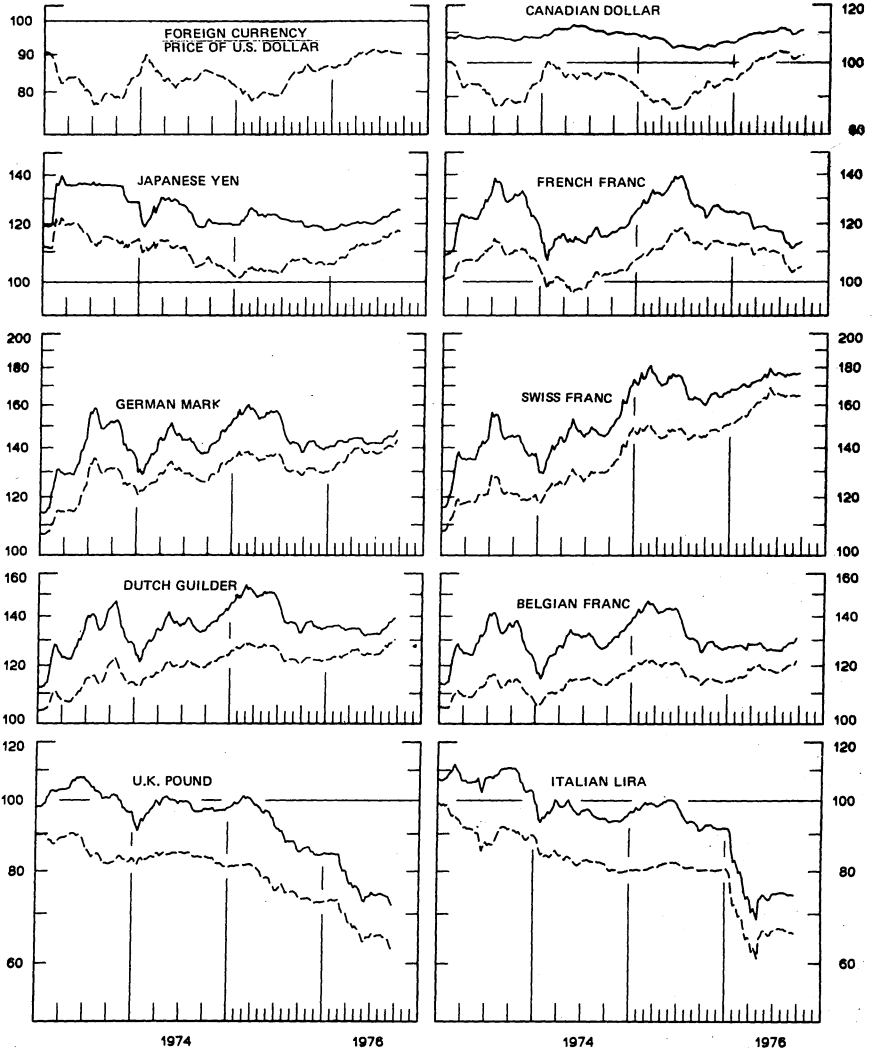
SPOT EXCHANGE RATES

DOLLAR PRICES OF FOREIGN CURRENCIES AND WEIGHTED AVERAGE VALUES (DASHED LINE)

AVERAGES FOR WEEK ENDING WEDNESDAY

RATIO SCALE
MAY 1970 PARITY=100

RATIO SCALE
MAY 1970 PARITY=100



1974

1976

1974

1976

Chart 2
3-MONTH FORWARD EXCHANGE RATES
 PREMIUMS (+), OR DISCOUNT (-)
 AVERAGES FOR WEEK ENDING WEDNESDAY

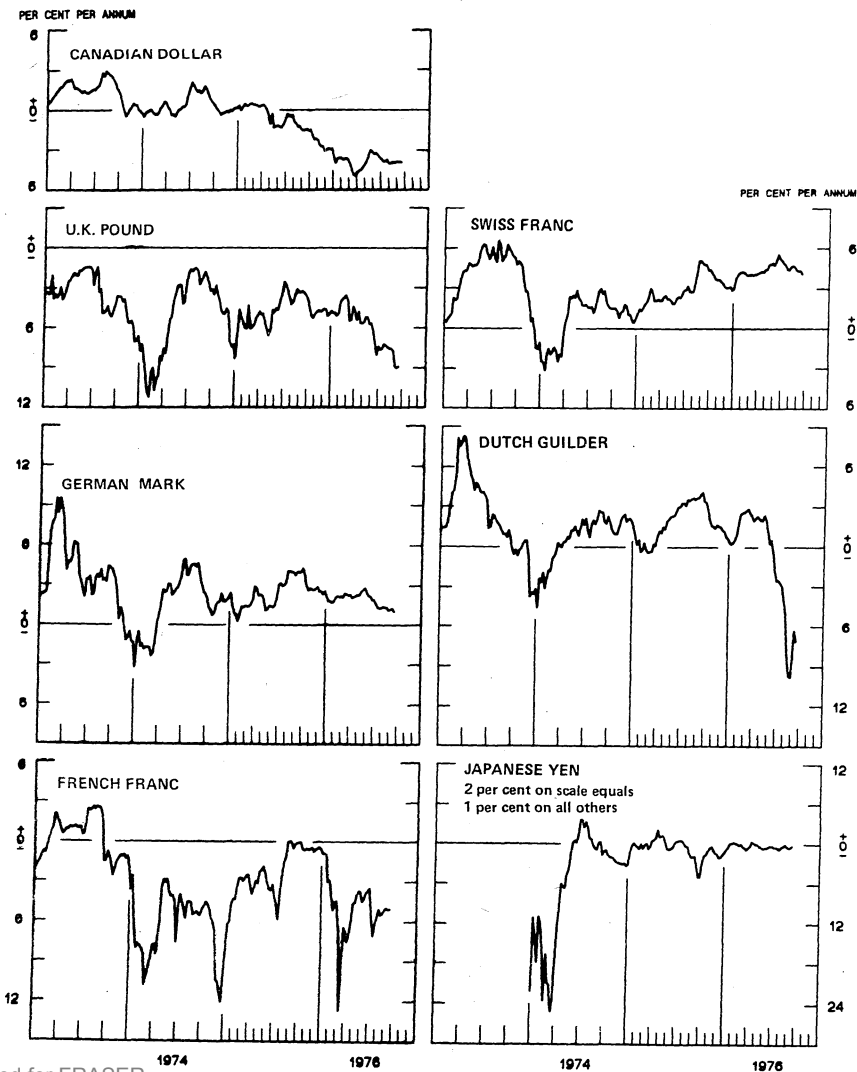


Chart 3
PRICE OF GOLD IN LONDON
AVERAGES FOR WEEK ENDING WEDNESDAY

3

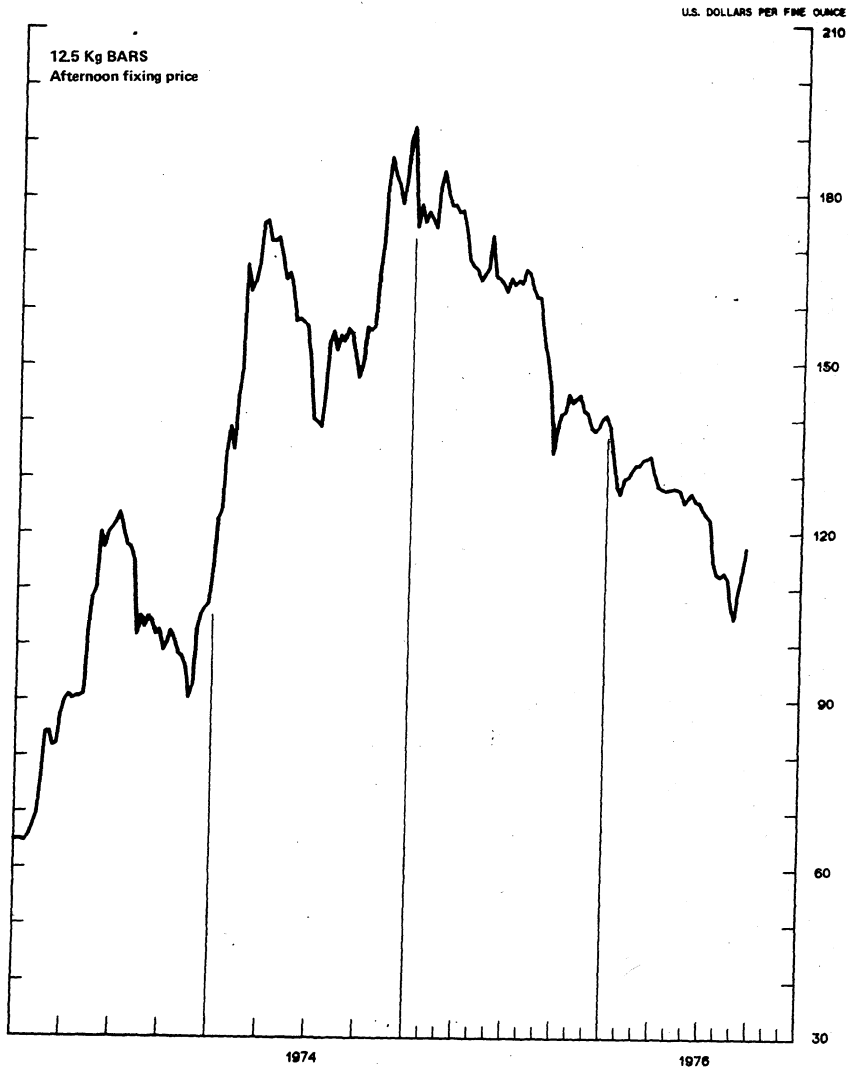


Chart 4
CALL MONEY RATES
WEEKLY SERIES

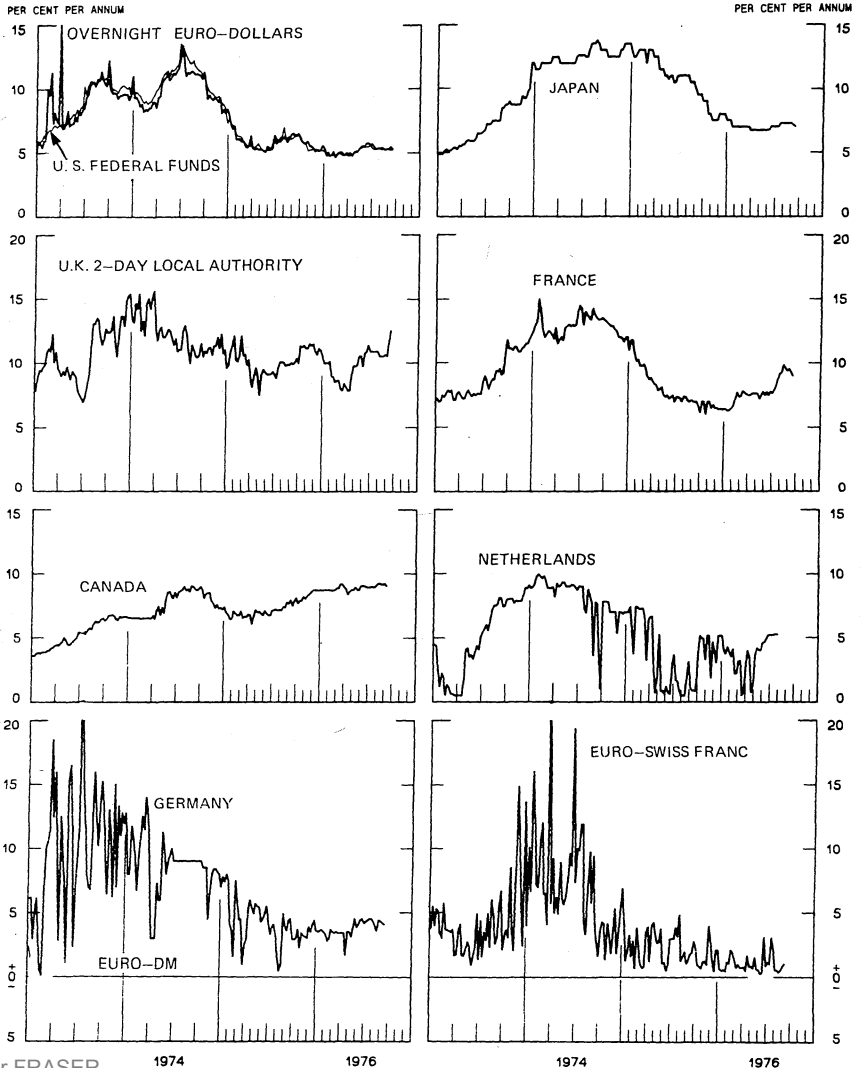


Chart 5
3-MONTH INTEREST RATES
 WEEKLY SERIES

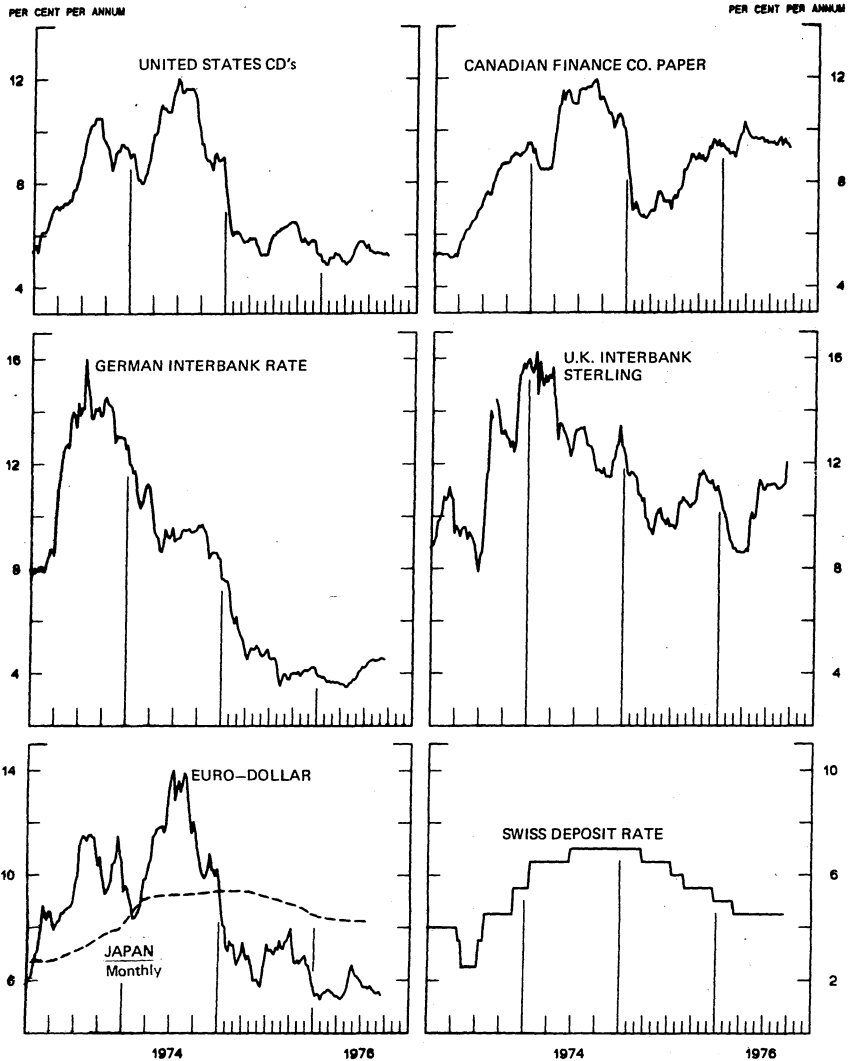


Chart 6
EURO-DOLLAR DEPOSIT RATES .London
AVERAGES FOR WEEK ENDING WEDNESDAY

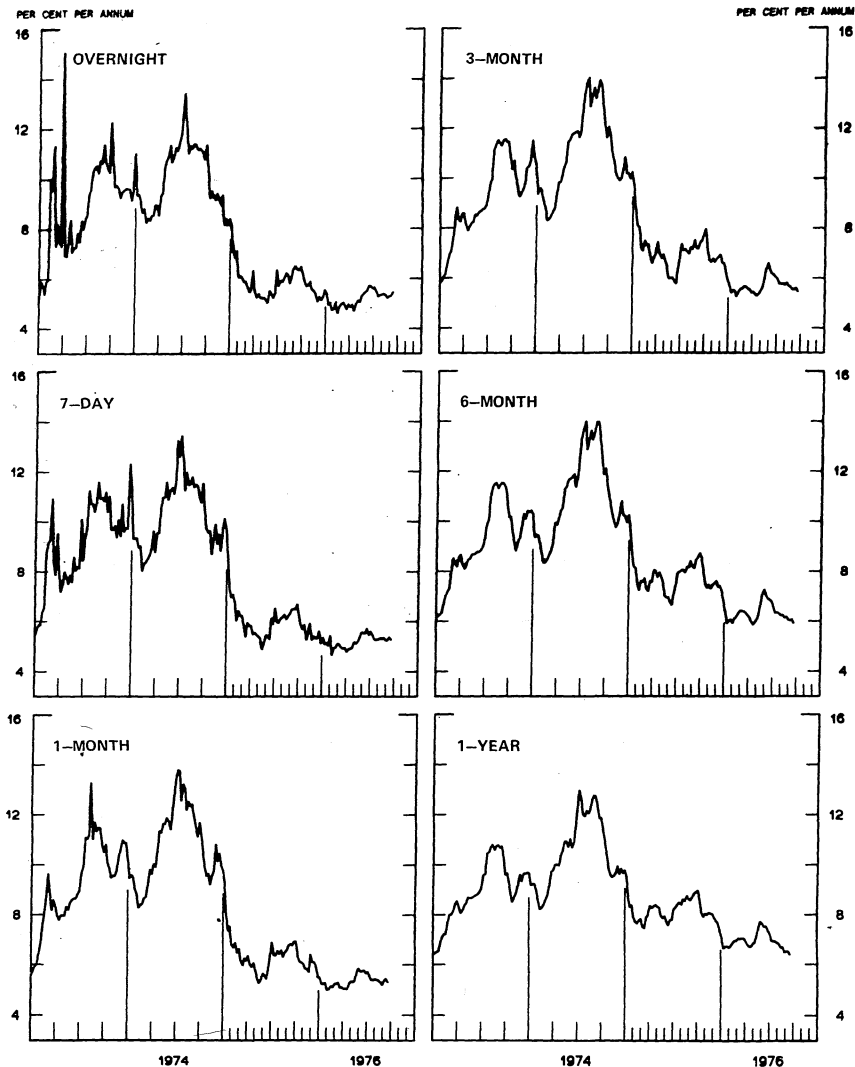
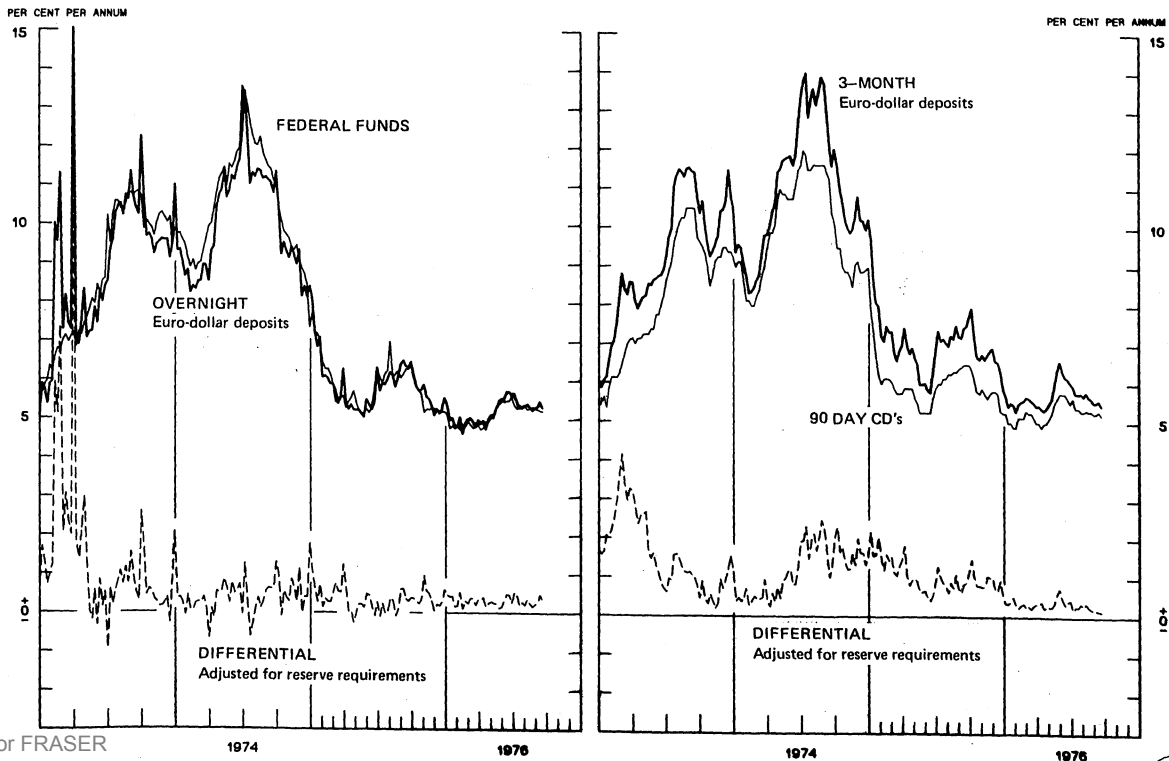


Chart 7
SELECTED EURO-DOLLAR AND U.S. MONEY MARKET RATES
 AVERAGES FOR WEEK ENDING WEDNESDAY



INTEREST ARBITRAGE: 3-MONTH FUNDS

AVERAGES FOR WEEK ENDING WEDNESDAY

DIFFERENTIAL: PLUS(+), INDICATES FAVOR DOLLAR ASSETS

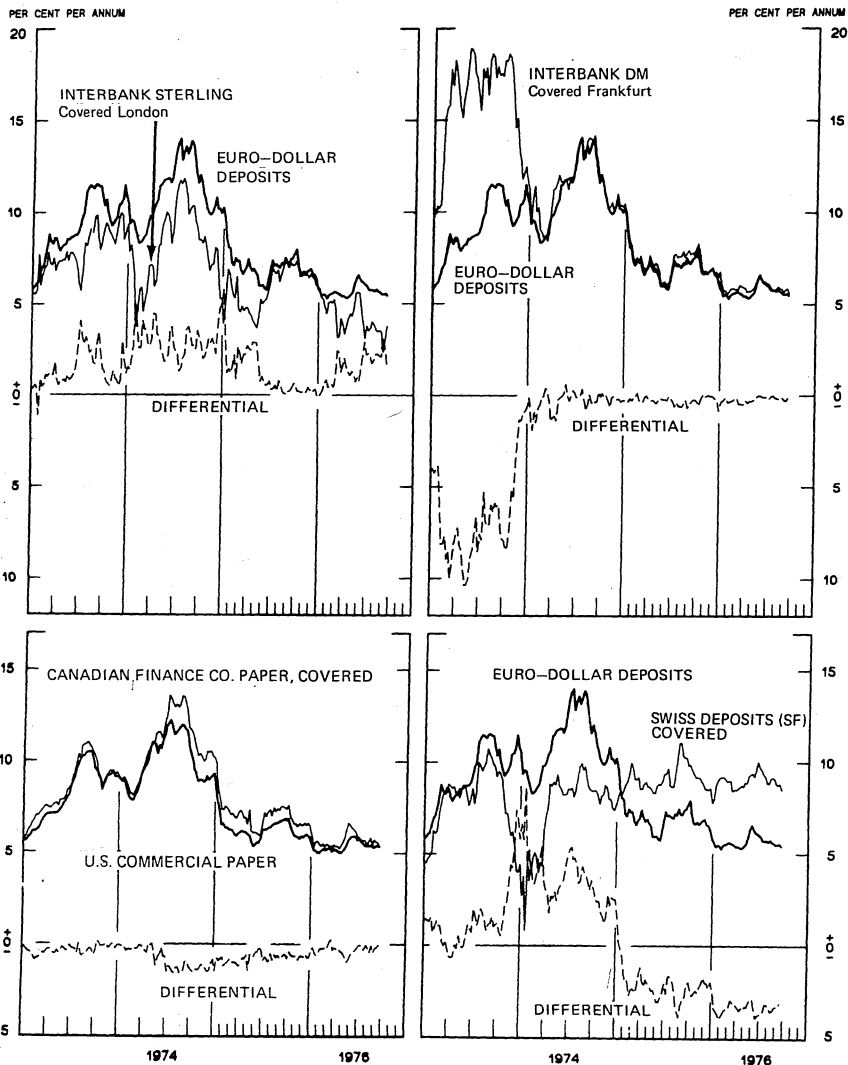


Chart 9
LONG-TERM GOVERNMENT BOND YIELDS
 WEEKLY SERIES

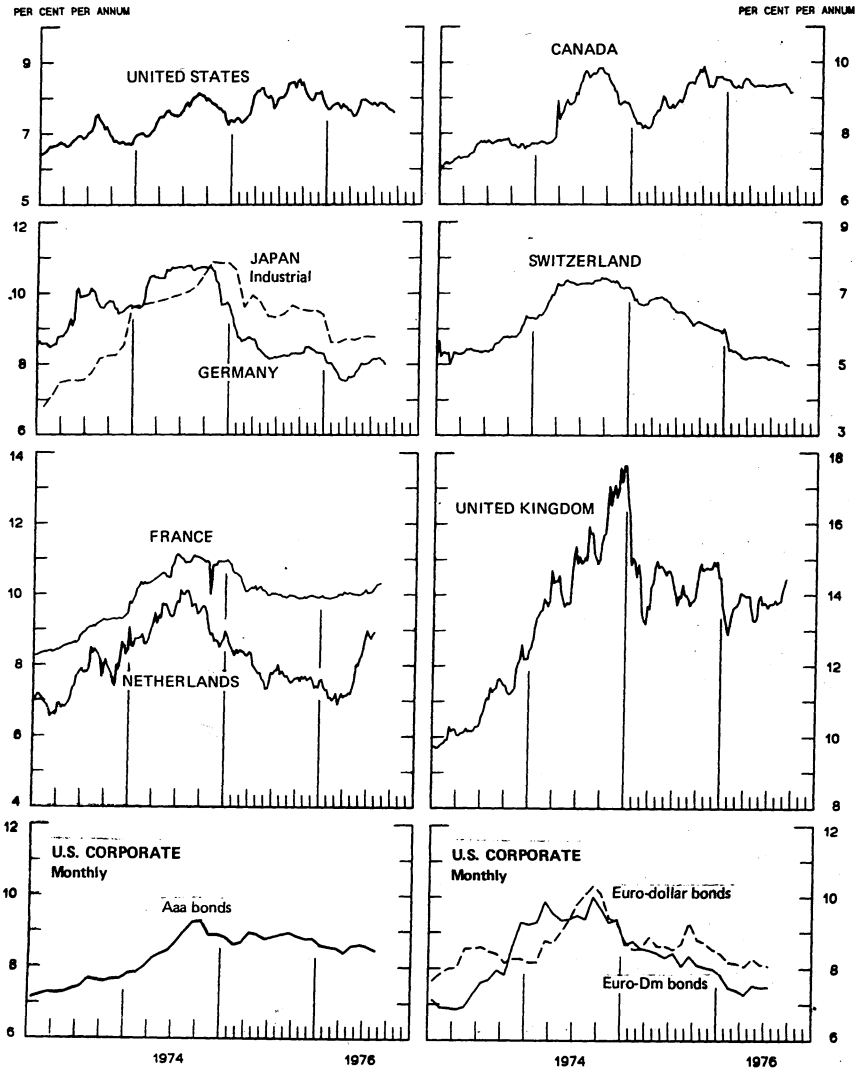
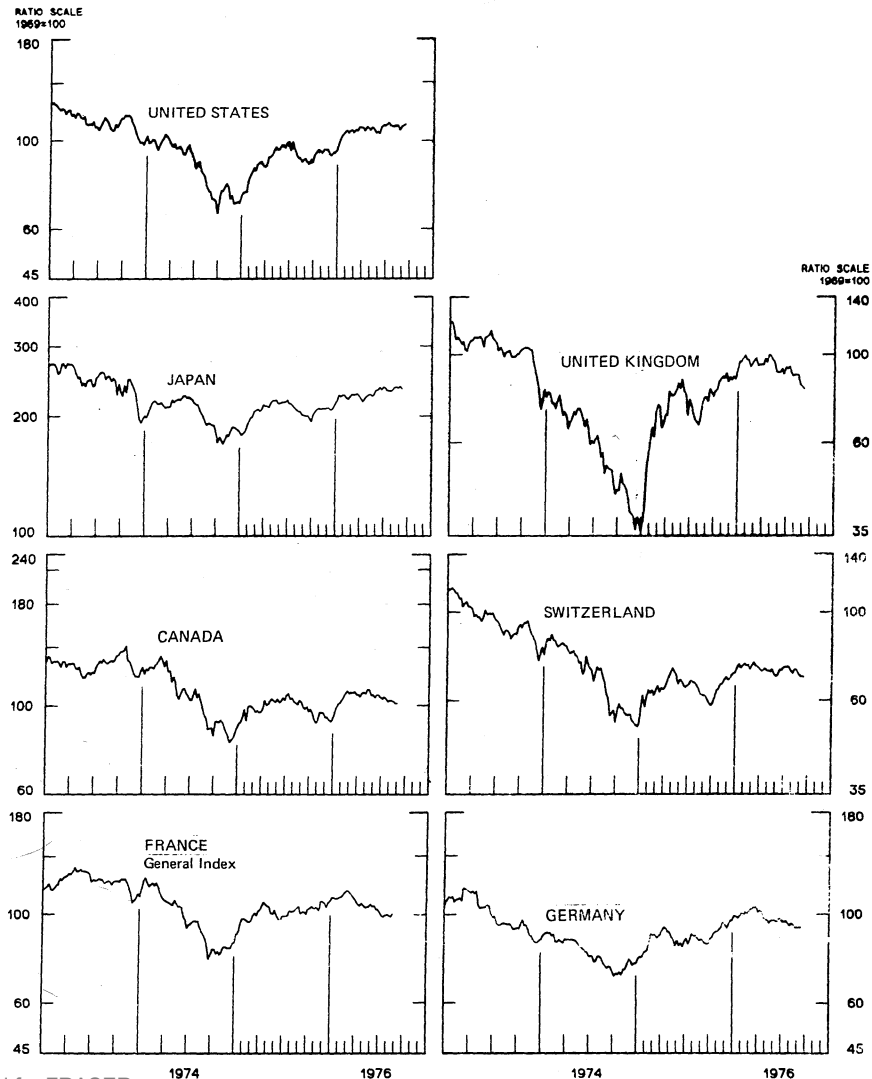


Chart 10
INDUSTRIAL STOCK INDEXES
 WEEKLY SERIES



SERIES NAME

LAST VALUE PLOTTED
DATE VALUE

CHART 1. SPOT EXCHANGE RATES

U.S. DOLLAR, WEIGHTED AVERAGE	SEPT. 22	90.08
JAPANESE YEN	SEPT. 22	125.26
GERMAN MARK	SEPT. 22	147.73
DUTCH GUILDER	SEPT. 22	139.24
U.K. POUND	SEPT. 22	71.89
CANADIAN DOLLAR	SEPT. 22	110.95
FRENCH FRANC	SEPT. 22	113.27
SWISS FRANC	SEPT. 22	176.73
BELGIAN FRANC	SEPT. 22	130.89
ITALIAN LIRA	SEPT. 22	74.14

CHART 2. 3-MONTH FORWARD EXCHANGE RATES

CANADIAN DOLLAR	SEPT. 22	-3.94
U.K. POUND	SEPT. 22	-8.90
GERMAN MARK	SEPT. 22	1.04
FRENCH FRANC	SEPT. 22	-5.07
SWISS FRANC	SEPT. 22	4.03
DUTCH GUILDER	SEPT. 22	-7.10
JAPANESE YEN	SEPT. 22	-0.24

CHART 3. GOLD PRICE IN LONDON

U.S. DOLLAR PER FINE OUNCE	SEPT. 22	117.36
----------------------------	----------	--------

CHART 4. CALL MONEY RATES

U.S. FEDERAL FUNDS	SEPT. 22	5.21
OVERNIGHT EURO-DOLLAR DEPOSITS	SEPT. 22	5.30
U.K. 2-DAY LOCAL AUTHORITY DEPOSITS	SEPT. 17	12.50
CANADA	SEPT. 10	9.06
GERMANY	SEPT. 17	4.10
EURO-DM	SEPT. 10	4.19
JAPAN	SEPT. 17	7.00
FRANCE	SEPT. 17	9.00
NETHERLANDS	JULY 30	5.25
EURO-SWISS FRANC	SEPT. 10	1.05

CHART 5. 3-MONTH INTEREST RATES

U.S. CD'S (60-89 DAYS)	SEPT. 22	5.20
GERMAN INTERBANK LOAN	SEPT. 22	4.54
JAPANESE COMPOSITE LOAN	JULY	8.23
EURO-DOLLAR DEPOSIT	SEPT. 22	5.45
CANADIAN FINANCE COMPANY PAPER	SEPT. 22	9.27
INTERBANK STERLING	SEPT. 22	12.65
SWISS DEPOSIT	SEPT. 22	4.50

SERIES NAME

LAST VALUE PLOTTED
DATE VALUE

CHART 6. EURO-DOLLAR DEPOSIT RATES: LONDON

OVERNIGHT	SEPT. 22	5.30
7-DAY	SEPT. 22	5.25
1-MONTH	SEPT. 22	5.31
3-MONTH	SEPT. 22	5.45
6-MONTH	SEPT. 22	5.91
1-YEAR	SEPT. 22	6.39

CHART 7. SELECTED EURO-DOLLAR AND U.S. MONEY MARKET RATES

OVERNIGHT EURO-DOLLAR DEPOSITS	SEPT. 22	5.30
U.S. FEDERAL FUNDS	SEPT. 22	5.21
DIFFERENTIAL ADJ. FOR RESERVE REQUIREMENTS	SEPT. 22	0.31
3-MONTH EURO-DOLLAR DEPOSIT RATE	SEPT. 22	5.45
U.S. CD'S (60-89 DAYS)	SEPT. 22	5.20
DIFFERENTIAL ADJ. FOR RESERVE REQUIREMENTS	SEPT. 22	0.15

CHART 8. INTEREST ARBITRAGE, 3-MONTH FUNDS

EURO-DOLLAR DEPOSIT	SEPT. 22	5.45
INTERBANK STERLING (LONDON), COVERED	SEPT. 22	3.75
DIFFERENTIAL	SEPT. 22	1.70
U.S. COMMERCIAL PAPER	SEPT. 22	5.33
CANADIAN FINANCE CO. PAPER, COVERED	SEPT. 22	5.34
DIFFERENTIAL	SEPT. 22	-0.01
EURO-DOLLAR DEPOSIT	SEPT. 22	5.45
INTERBANK DM (FRANKFURT), COVERED	SEPT. 22	5.58
DIFFERENTIAL	SEPT. 22	-0.13
EURO-DOLLAR DEPOSIT	SEPT. 22	5.45
SWISS DEPOSIT (SF), COVERED	SEPT. 22	8.53
DIFFERENTIAL	SEPT. 22	-3.08

5

SERIES NAME

LAST VALUE PLOTTED
DATE VALUE

CHART 9. LONG TERM GOVERNMENT BOND YIELDS

UNITED STATES	SEPT. 17	7.60
GERMANY	AUG. 27	8.00
JAPAN (MONTHLY)	JULY	8.76
SWITZERLAND	SEPT. 10	4.96
CANADA	SEPT. 10	9.14
FRANCE	AUG. 20	10.31
NETHERLANDS	JULY 30	8.94
UNITED KINGDOM	SEPT. 10	14.44

U.S. CORPORATE

AAA BONDS	AUG.	8.45
EURO-DH BONDS	JULY	7.49
EURO-DOLLAR BONDS	JULY	8.07

CHART 10. INDUSTRIAL STOCK INDEXES

UNITED STATES	SEPT. 17	109.61
JAPAN	SEPT. 10	234.25
CANADA	SEPT. 3	101.21
FRANCE	AUG. 27	100.31
UNITED KINGDOM	SEPT. 10	81.80
SWITZERLAND	SEPT. 17	68.69
GERMANY	SEPT. 17	92.72



FEDERAL RESERVE

statistical release

H.10

SEPTEMBER 24, 1976

FOREIGN EXCHANGE RATES

FOR THE WEEK ENDING SEPTEMBER 24, 1976

The Board of Governors of the Federal Reserve System is advised that the Federal Reserve Bank of New York has certified for customs purposes the following noon buying rate in New York City for cable transfers payable in foreign currencies:

COUNTRY	MONETARY UNIT	(RATE U.S. CENTS)				
		SEP. 20	SEP. 21	SEP. 22	SEP. 23	SEP. 24
AUSTRALIA	DOLLAR	124.3900	124.2800	124.1000	124.2700	124.1800
AUSTRIA	SCHILLING	5.70000	5.69000	5.70000	5.71000	5.68000
BELGIUM	FRANC	2.61680	2.62880	2.63250	2.61480	2.61730
CANADA	DOLLAR	102.7300	102.9000	102.5900	102.7300	102.8500
DENMARK	KRONE	16.7900	16.7600	16.8300	16.7600	16.7700
FINLAND	MARKKA	25.8600	25.8400	25.8600	25.8900	25.8300
FRANCE	FRANC	20.3400	20.3800	20.3600	20.3400	20.3700
GERMANY	D. MARK	40.3600	40.3600	40.4600	40.3400	40.4000
INDIA	RUPEE	10.9500	10.9500	10.9500	10.9500	11.0800
IRELAND	POUND	172.2200	171.6000	171.6000	171.0700	170.5400
ITALY	LIRA	0.11850	0.11850	0.11830	0.11770	0.11770
JAPAN	YEN	0.34830	0.34720	0.34830	0.34750	0.34740
MALAYSIA	DOLLAR	39.8100	39.7700	39.7100	39.6500	39.5800
MEXICO	PESO	5.0300	5.0400	5.0400	5.0400	5.0300
NETHERLANDS	GUILDER	38.4200	38.4400	38.6800	38.5900	38.6400
NEW ZEALAND	DOLLAR	98.9600	98.7700	98.3700	98.5000	98.8000
NORWAY	KRONE	18.5200	18.5300	18.6300	18.5300	18.5300
PORTUGAL	ESCUDO	3.2200	3.2100	3.2100	3.2100	3.2000
SOUTH AFRICA	RAND	114.7500	114.7500	114.7500	114.7500	114.8500
SPAIN	PESATA	1.4741	1.4734	1.4750	1.4750	1.4715
SRI LANKA	RUPEE	11.5000	11.5000	11.5000	11.5000	11.5500
SWEDEN	KRONA	23.1200	23.1100	23.2000	23.0900	23.1100
SWITZERLAND	FRANC	40.3700	40.4200	40.4600	40.4200	40.4600
UNITED KINGDOM	POUND	172.2200	171.6000	171.6000	171.0700	170.5400

16