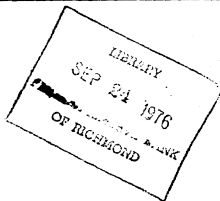


L13



Selected Interest & Exchange Rates

Weekly Series of Charts

SEPTEMBER 20, 1976

Prepared by the
**FINANCIAL MARKETS
SECTION**

**DIVISION OF
INTERNATIONAL FINANCE**

**BOARD OF GOVERNORS
FEDERAL RESERVE SYSTEM**
Washington, D.C. 20551

2

Table of Contents

TABLES

1. LATEST FIGURES PLOTTED
2. DAILY CERTIFIED SPOT EXCHANGE RATES--H.10 RELEASE

CHARTS

1. SPOT EXCHANGE RATE INDEXES
2. 3-MONTH FORWARD EXCHANGE RATES
3. GOLD PRICE--LONDON
4. CALL MONEY RATES
5. 3-MONTH INTEREST RATES
6. EURO-DOLLAR DEPOSIT RATES
7. SELECTED EURO-DOLLAR AND U.S. MONEY MARKET RATES
8. INTEREST ARBITRAGE: 3-MONTH FUNDS
9. LONG-TERM GOVERNMENT BOND YIELDS
10. INDUSTRIAL STOCK INDEXES

SUBSCRIPTION RATES:

Weekly \$15.00 per year or \$.40 each in the United States, its possessions, Canada, and Mexico; 10 or more of the same issue to one address, \$13.50 per year or \$.35 each. Elsewhere, \$20.00 per year or \$.50 each. Address requests to Publications Services, Division of Administrative Services, and make payment remittance payable to the order of the Board of Governors of the Federal Reserve System in a form collectible at par in U.S. Currency.

SPOT EXCHANGE RATES

DOLLAR PRICES OF FOREIGN CURRENCIES AND WEIGHTED AVERAGE VALUES (DASHED LINE)

AVERAGES FOR WEEK ENDING WEDNESDAY

RATIO SCALE
MAY 1970 PARITY=100

RATIO SCALE
MAY 1970 PARITY=100

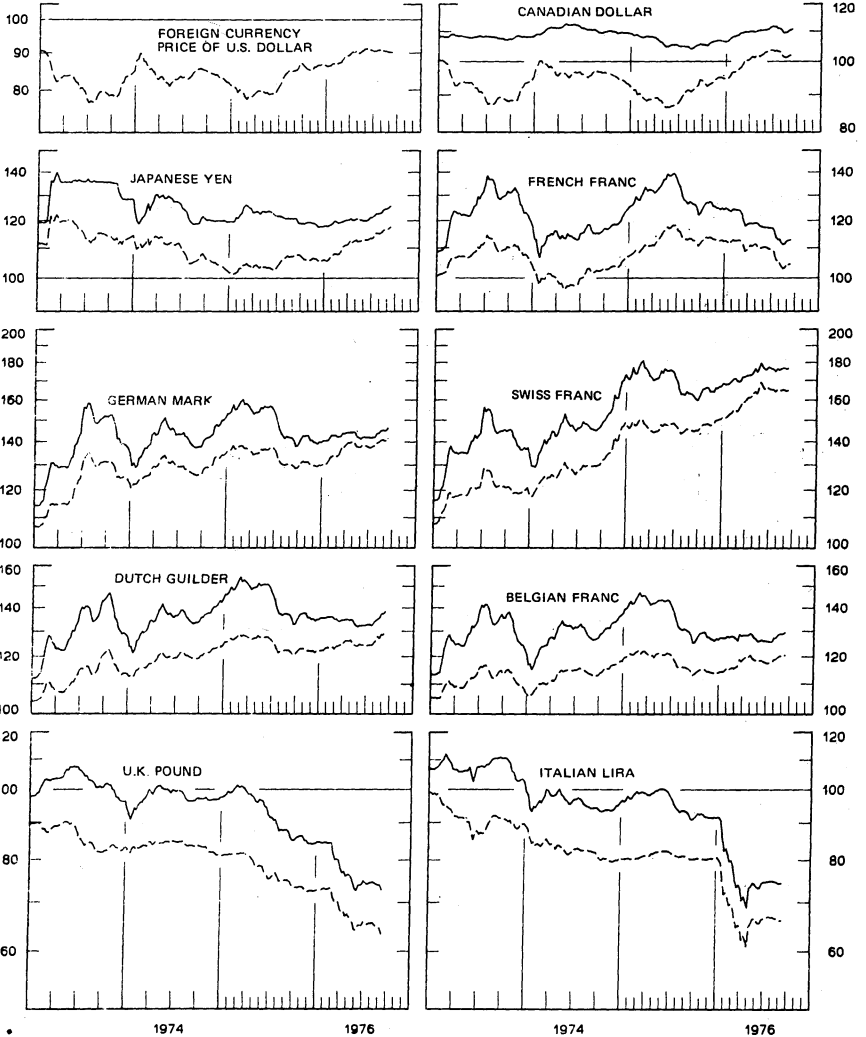


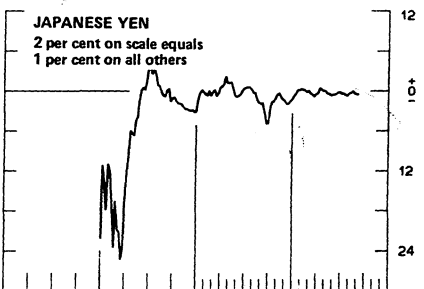
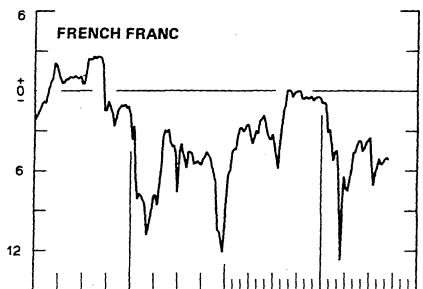
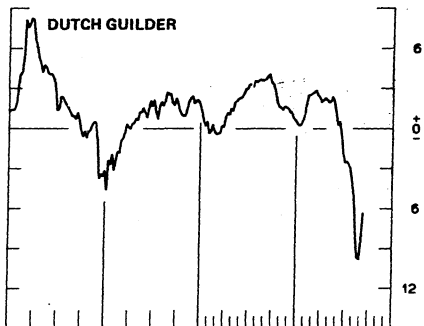
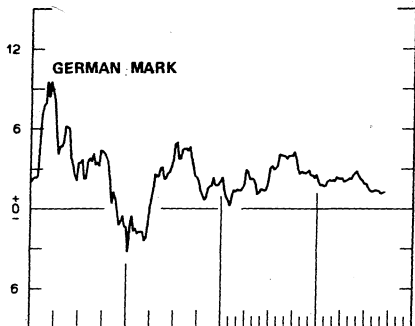
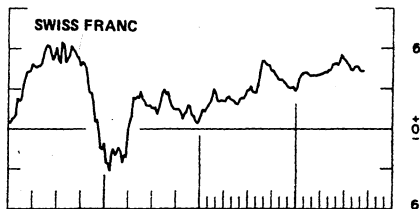
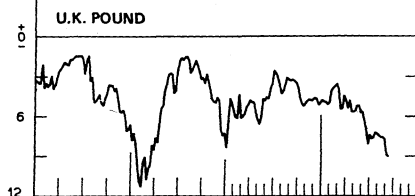
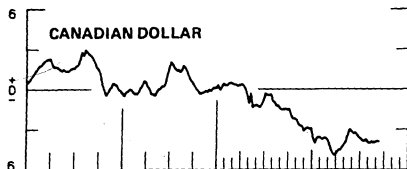
Chart 2

3-MONTH FORWARD EXCHANGE RATES

PREMIUMS (+), OR DISCOUNT (-)

AVERAGES FOR WEEK ENDING WEDNESDAY

PER CENT PER ANNUM



1974

1976

1974

1976

Chart 3
PRICE OF GOLD IN LONDON
AVERAGES FOR WEEK ENDING WEDNESDAY

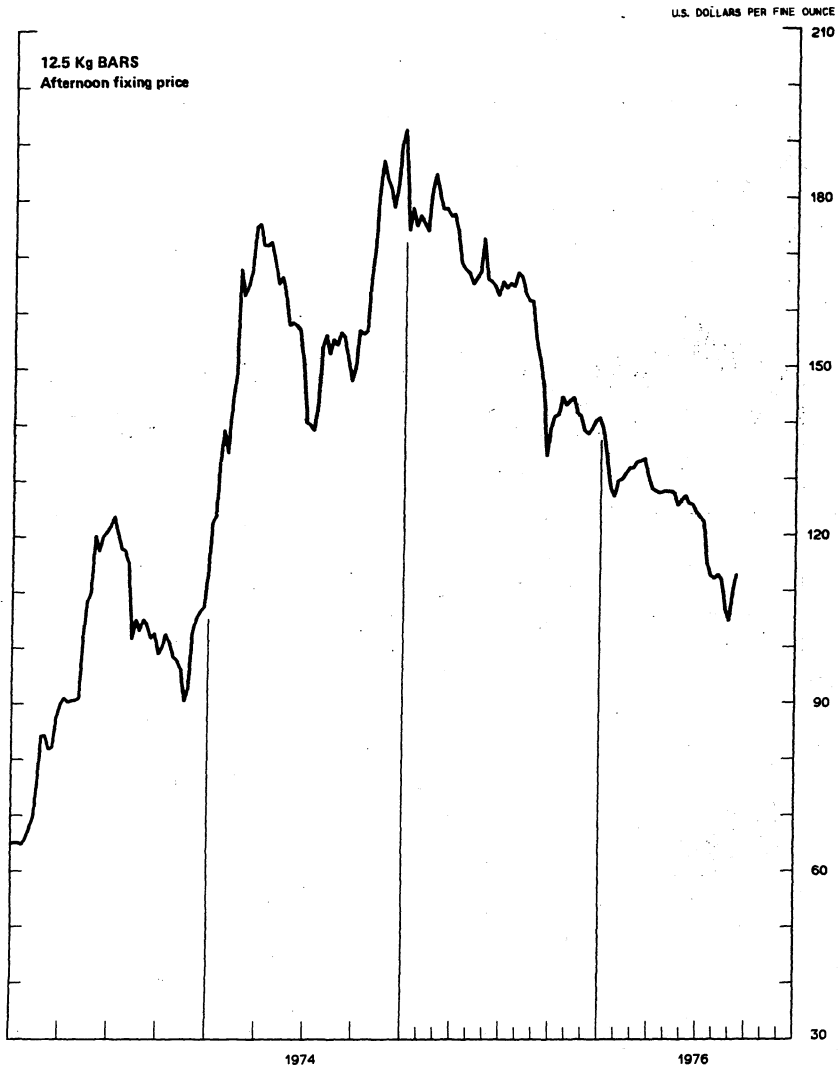


Chart 4
CALL MONEY RATES
 WEEKLY SERIES

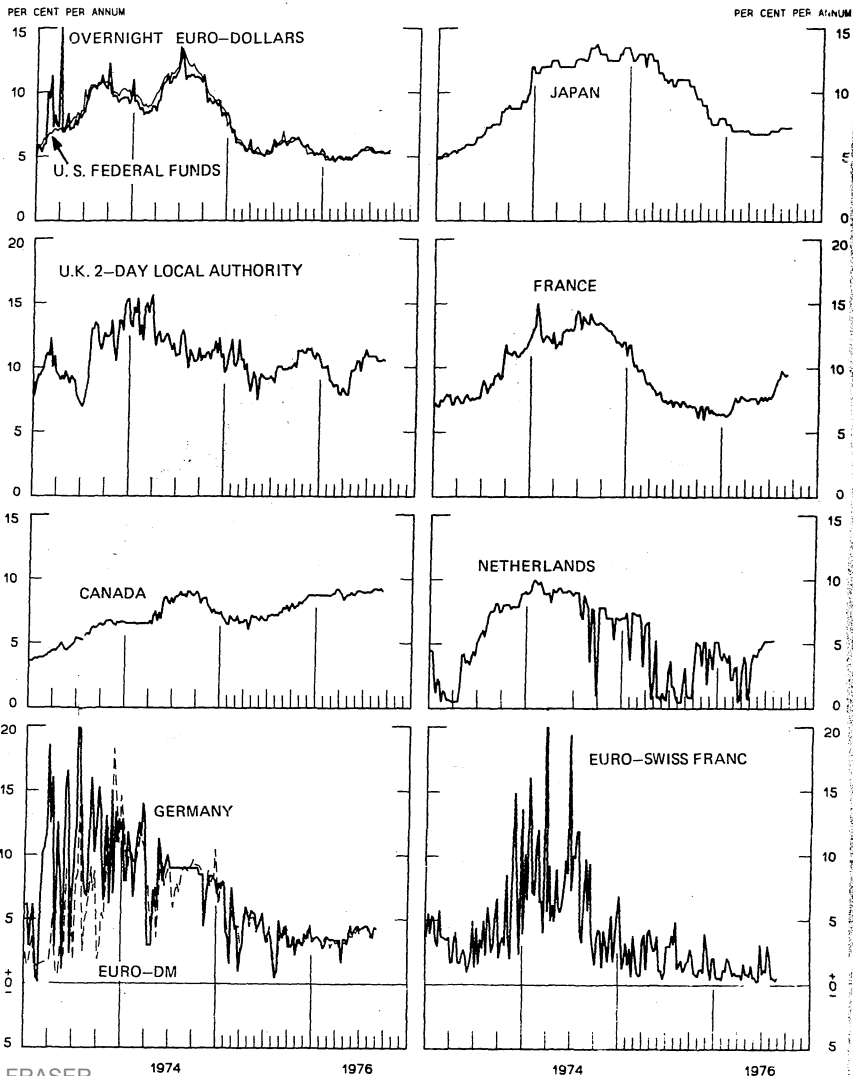


Chart 5
3-MONTH INTEREST RATES
 WEEKLY SERIES

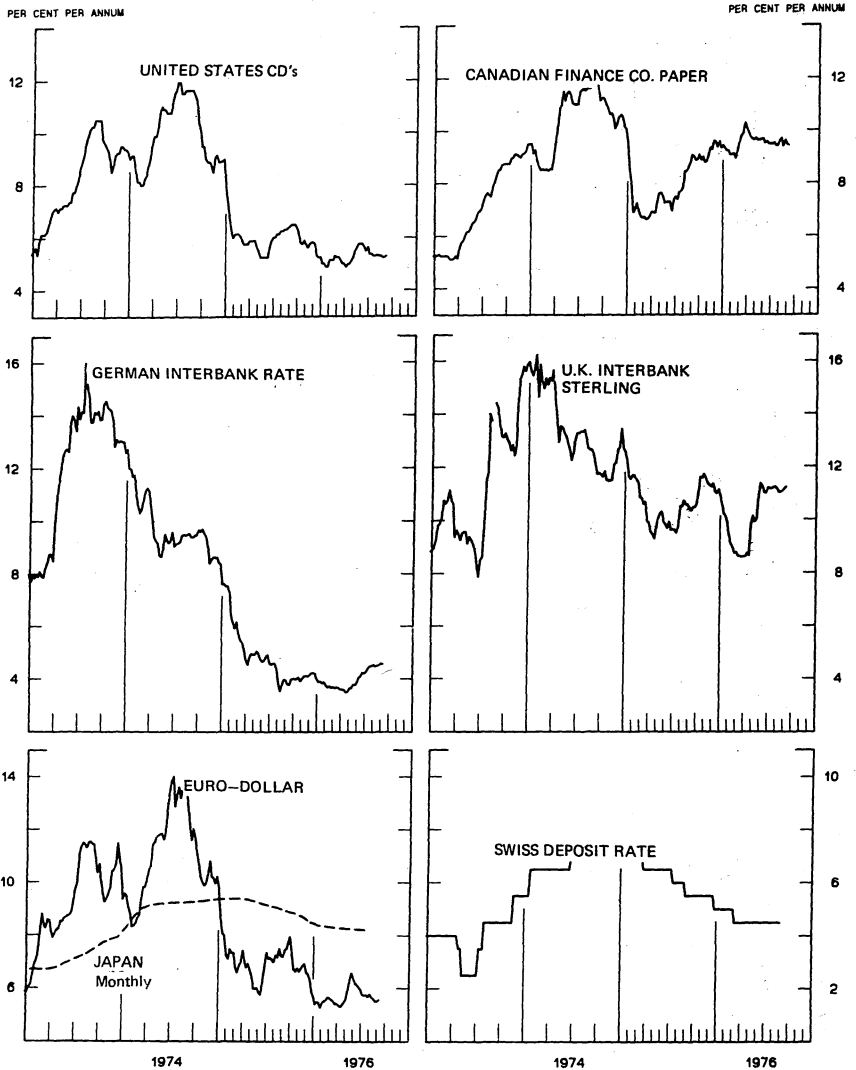


Chart 6
EURO-DOLLAR DEPOSIT RATES London
AVERAGES FOR WEEK ENDING WEDNESDAY

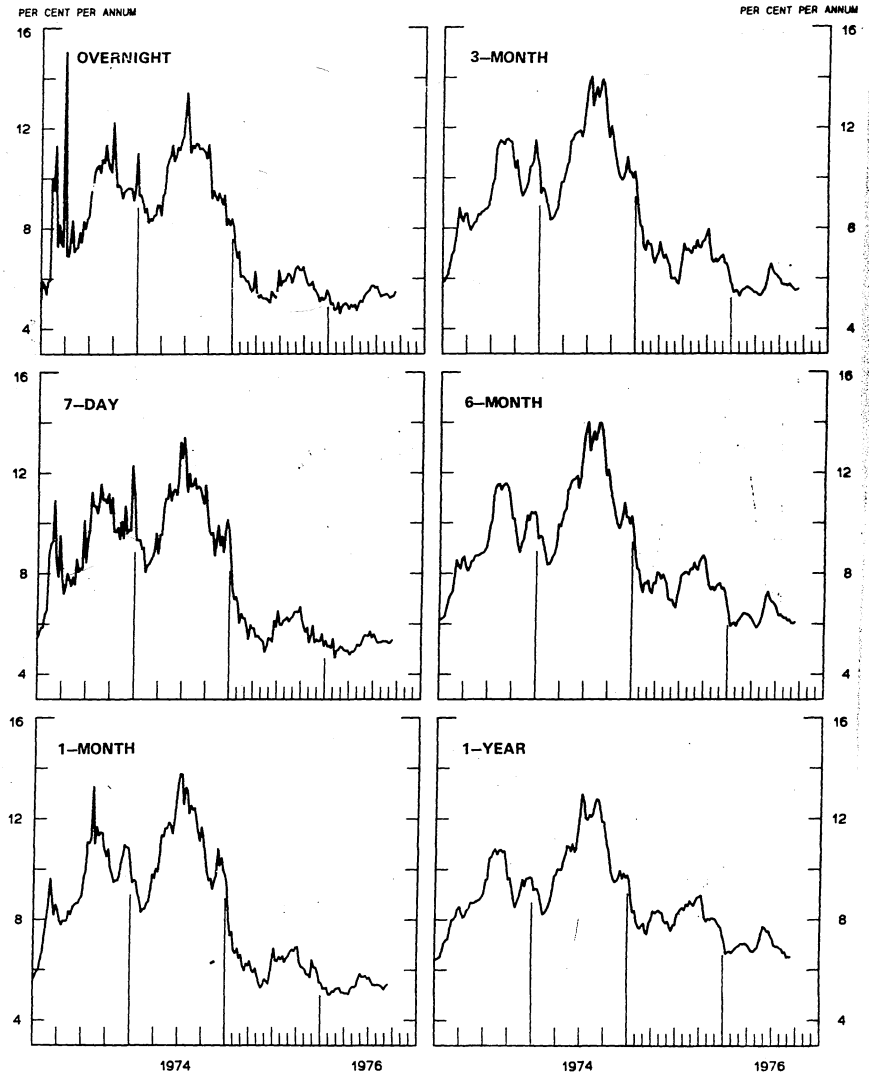


Chart 7
SELECTED EURO-DOLLAR AND U.S. MONEY MARKET RATES
 AVERAGES FOR WEEK ENDING WEDNESDAY

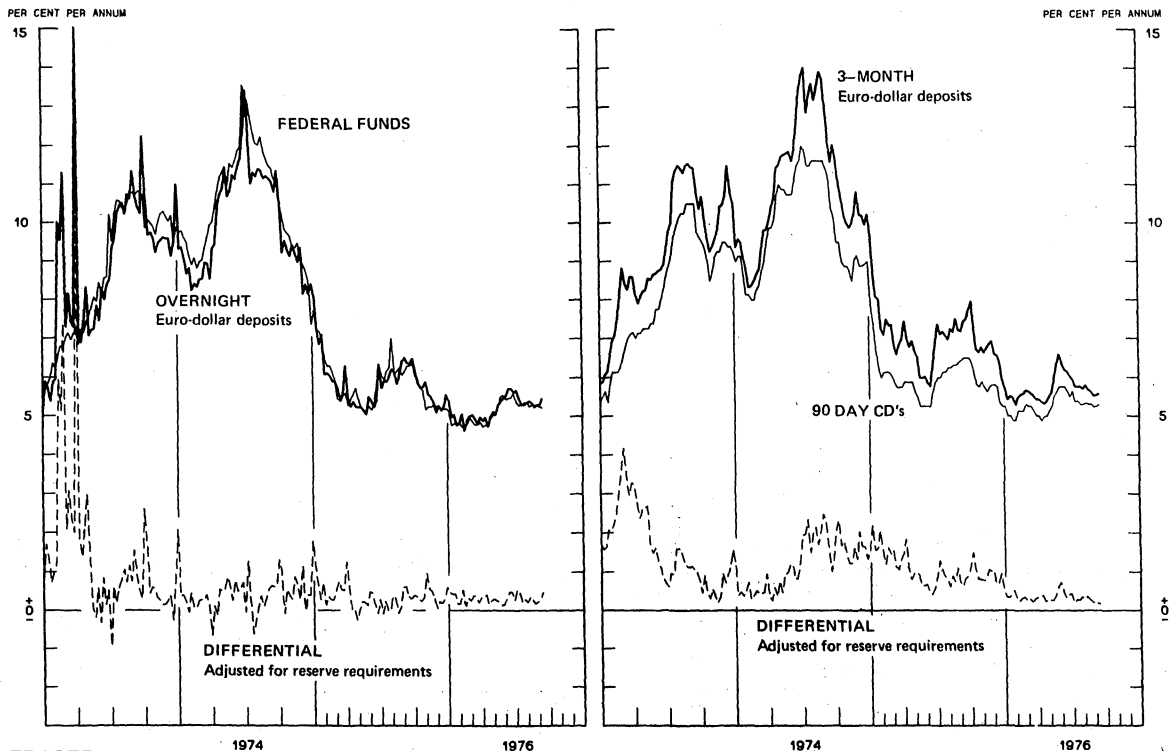


Chart 8

INTEREST ARBITRAGE: 3-MONTH FUNDS

AVERAGES FOR WEEK ENDING WEDNESDAY

DIFFERENTIAL: PLUS(+), INDICATES FAVOR DOLLAR ASSETS

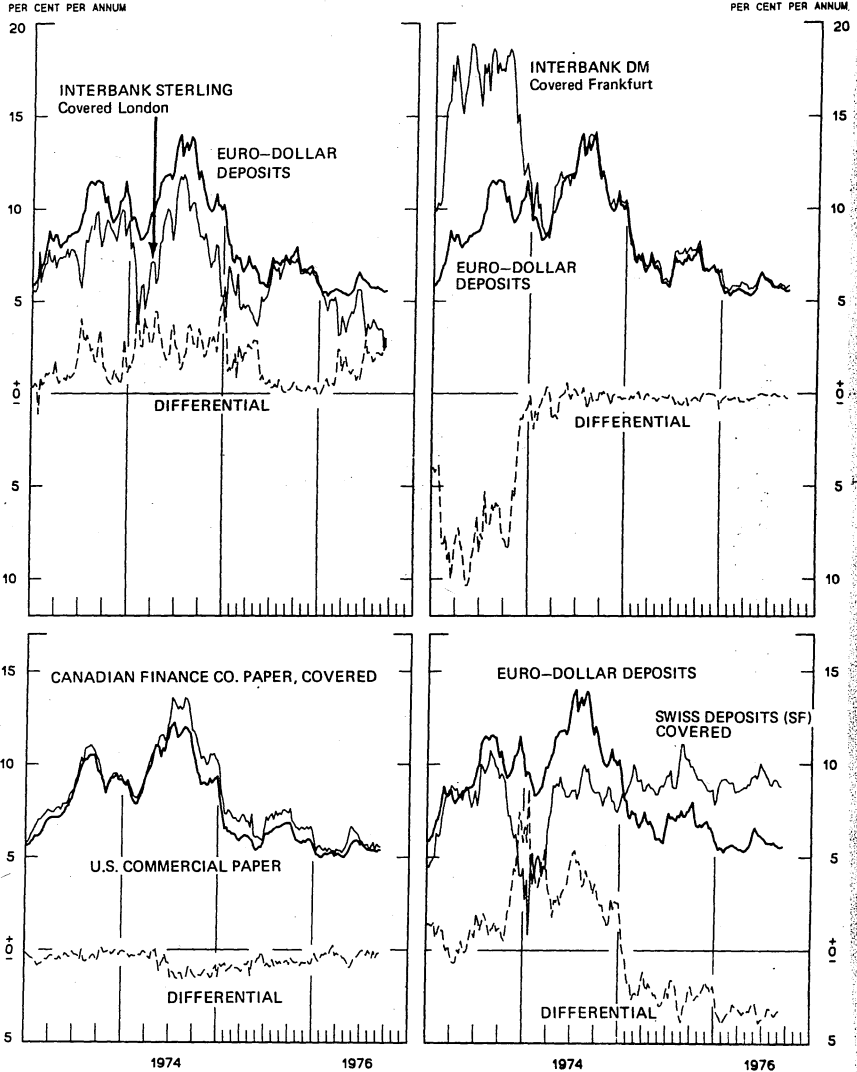


Chart 9
LONG-TERM GOVERNMENT BOND YIELDS
 WEEKLY SERIES

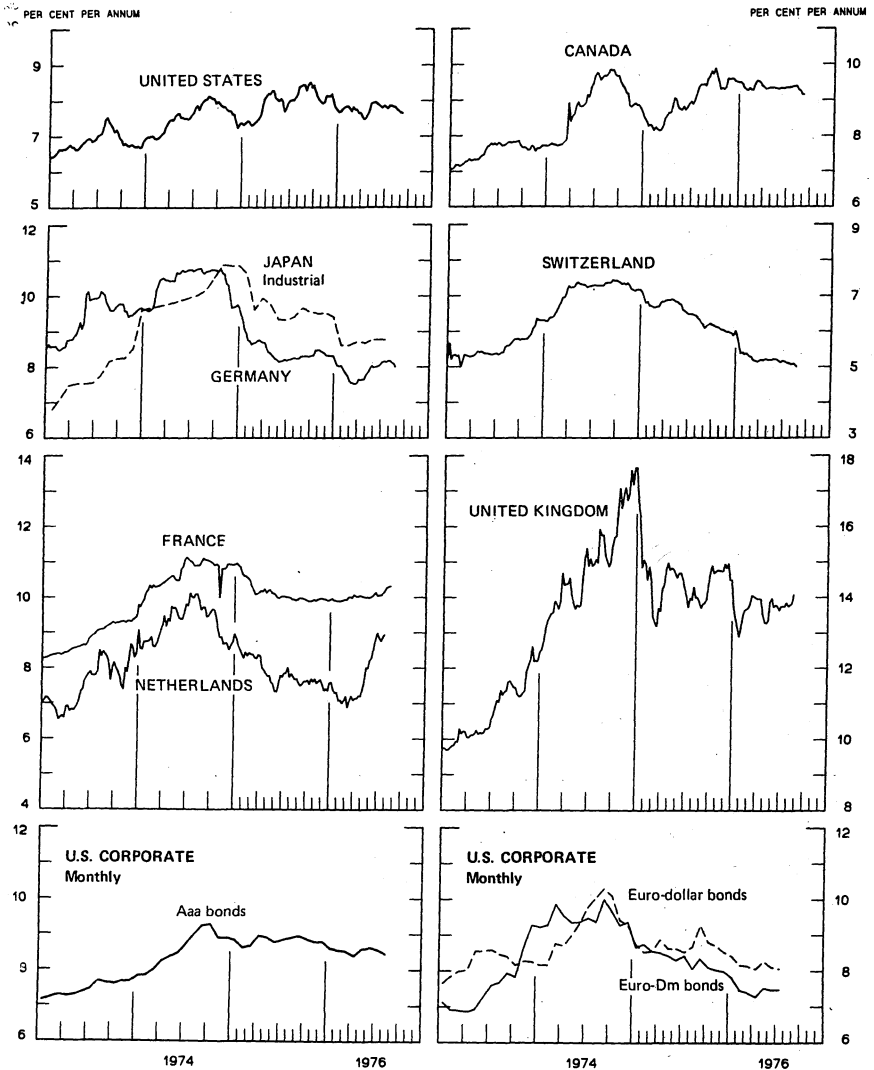
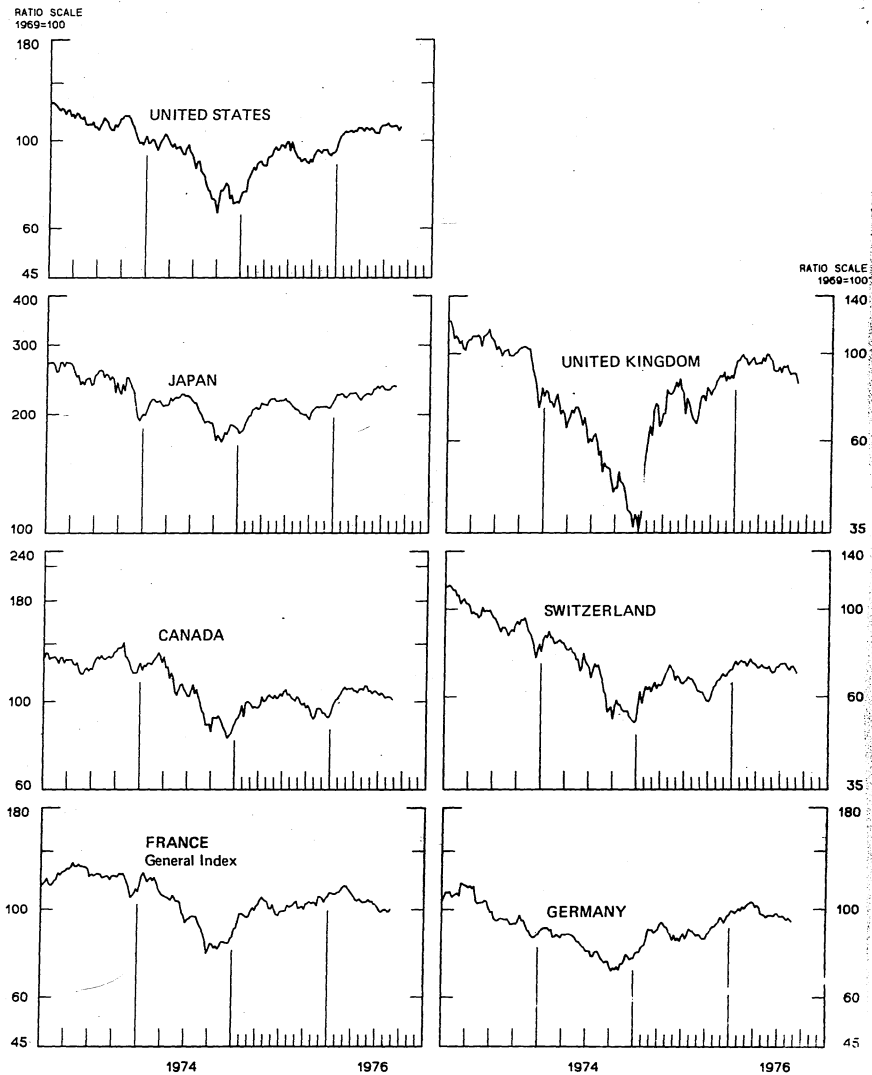


Chart 10
INDUSTRIAL STOCK INDEXES
 WEEKLY SERIES



SERIES NAME

LAST VALUE PLOTTED
DATE VALUE

13

CHART 1. SPOT EXCHANGE RATES

U.S. DOLLAR, WEIGHTED AVERAGE	SEPT. 15	90.17
JAPANESE YEN	SEPT. 15	125.68
GERMAN MARK	SEPT. 15	146.21
DUTCH GUILDER	SEPT. 15	138.42
U.K. POUND	SEPT. 15	72.69
CANADIAN DOLLAR	SEPT. 15	110.81
FRENCH FRANC	SEPT. 15	112.84
SWISS FRANC	SEPT. 15	176.53
BELGIAN FRANC	SEPT. 15	129.42
ITALIAN LIRA	SEPT. 15	74.32

CHART 2. 3-MONTH FORWARD EXCHANGE RATES

CANADIAN DOLLAR	SEPT. 15	-3.88
U.K. POUND	SEPT. 15	-9.01
GERMAN MARK	SEPT. 15	1.27
FRENCH FRANC	SEPT. 15	-5.11
SWISS FRANC	SEPT. 15	4.32
DUTCH GUILDER	SEPT. 15	-6.33
JAPANESE YEN	SEPT. 15	-0.46

CHART 3. GOLD PRICE IN LONDON

U.S. DOLLAR PER FINE OUNCE	SEPT. 15	112.99
----------------------------	----------	--------

CHART 4. CALL MONEY RATES

U.S. FEDERAL FUNDS	SEPT. 15	5.22
OVERNIGHT EURO-DOLLAR DEPOSITS	SEPT. 15	5.46
U.K. 2-DAY LOCAL AUTHORITY DEPOSITS	SEPT. 3	10.50
CANADA	SEPT. 10	9.06
GERMANY	SEPT. 3	4.30
EURO-DM	AUG. 27	4.31
JAPAN	SEPT. 3	7.25
FRANCE	SEPT. 3	9.50
NETHERLANDS	JULY 30	5.25
EURO-SWISS FRANC	AUG. 27	0.53

CHART 5. 3-MONTH INTEREST RATES

U.S. CD'S (60-89 DAYS)	SEPT. 15	5.30
GERMAN INTERBANK LOAN	SEPT. 15	4.58
JAPANESE COMPOSITE LOAN	JULY	8.23
EURO-DOLLAR DEPOSIT	SEPT. 15	5.58
CANADIAN FINANCE COMPANY PAPER	SEPT. 15	9.42
INTERBANK STERLING	SEPT. 15	12.03
SWISS DEPOSIT	SEPT. 8	4.50

LAST VALUE PLOTTED
DATE VALUE

SERIES NAME

CHART 6. EURO-DOLLAR DEPOSIT RATES: LONDON

Term	Date	Value
OVERNIGHT	SEPT. 15	5.46
7-DAY	SEPT. 15	5.35
1-MONTH	SEPT. 15	5.43
3-MONTH	SEPT. 15	5.58
6-MONTH	SEPT. 15	6.08
1-YEAR	SEPT. 15	6.53

CHART 7. SELECTED EURO-DOLLAR AND U.S. MONEY MARKET RATES

Instrument	Date	Value
OVERNIGHT EURO-DOLLAR DEPOSITS	SEPT. 15	5.46
U.S. FEDERAL FUNDS	SEPT. 15	5.22
DIFFERENTIAL ADJ. FOR RESERVE REQUIREMENTS	SEPT. 15	0.47
3-MONTH EURO-DOLLAR DEPOSIT RATE	SEPT. 15	5.58
U.S. CD'S (60-89 DAYS)	SEPT. 15	5.30
DIFFERENTIAL ADJ. FOR RESERVE REQUIREMENTS	SEPT. 15	0.17

CHART 8. INTEREST ARBITRAGE, 3-MONTH FUNDS

Instrument	Date	Value
EURO-DOLLAR DEPOSIT	SEPT. 15	5.58
INTERBANK STERLING (LONDON), COVERED DIFFERENTIAL	SEPT. 15	3.02
	SEPT. 15	2.56
U.S. COMMERCIAL PAPER	SEPT. 15	5.38
CANADIAN FINANCE CO. PAPER, COVERED DIFFERENTIAL	SEPT. 15	5.54
	SEPT. 15	-0.16
EURO-DOLLAR DEPOSIT	SEPT. 15	5.58
INTERBANK DM (FRANKFURT), COVERED DIFFERENTIAL	SEPT. 15	5.85
	SEPT. 15	-0.28
EURO-DOLLAR DEPOSIT	SEPT. 15	5.58
SWISS DEPOSIT (SF), COVERED DIFFERENTIAL	SEPT. 15	8.82
	SEPT. 15	-3.24

15

LAST VALUE PLOTTED
DATE VALUE

SERIES NAME

CHART 9. LONG TERM GOVERNMENT BOND YIELDS

UNITED STATES	SEPT. 10	7.65
GERMANY	AUG. 27	8.00
JAPAN (MONTHLY)	JULY	8.76
SWITZERLAND	AUG. 27	4.99
CANADA	SEPT. 10	9.14
FRANCE	AUG. 20	10.31
NETHERLANDS	JULY 30	8.94
UNITED KINGDOM	AUG. 27	14.07

U.S. CORPORATE

AAA BONDS	AUG.	8.45
EURO-DM BONDS	JULY	7.49
EURO-DOLLAR BONDS	JULY	8.07

CHART 10. INDUSTRIAL STOCK INDEXES

UNITED STATES	SEPT. 3	108.09
JAPAN	AUG. 27	235.28
CANADA	AUG. 27	101.21
FRANCE	AUG. 27	100.31
UNITED KINGDOM	AUG. 27	83.85
SWITZERLAND	SEPT. 3	68.86
GERMANY	AUG. 27	92.81



FEDERAL RESERVE

statistical release

H.10

SEPTEMBER 21, 1976

FOREIGN EXCHANGE RATES

FOR THE WEEK ENDING SEPTEMBER 17, 1976

The Board of Governors of the Federal Reserve System is advised that the Federal Reserve Bank of New York has certified for customs purposes the following noon buying rate in New York City for cable transfers payable in foreign currencies:

COUNTRY	MONETARY UNIT	(RATE U.S. CENTS)				
		SEP. 13	SEP. 14	SEP. 15	SEP. 16	SEP. 17
AUSTRALIA	DOLLAR	124.4200	124.4000	124.3400	124.5100	124.6400
AUSTRIA	SCHILLING	5.61000	5.62000	5.66000	5.66000	5.68000
BELGIUM	FRANC	2.58800	2.59200	2.60500	2.60230	2.60900
CANADA	DOLLAR	102.5200	102.5900	102.5300	102.3400	102.5800
DENMARK	KRONE	16.6000	16.6300	16.6700	16.7300	16.7500
FINLAND	MARKKA	25.7100	25.7200	25.7200	25.8200	25.8400
FRANCE	FRANC	20.2800	20.3000	20.4300	20.4700	20.4200
GERMANY	D. MARK	39.8400	39.9500	40.2300	40.3100	40.3300
INDIA	RUPEE	10.9500	10.9500	10.9500	10.9500	10.9500
IRELAND	POUND	174.8000	173.9500	173.4100	173.9200	173.4000
ITALY	LIRA	0.11890	0.11880	0.11900	0.11890	0.11890
JAPAN	YEN	0.34890	0.34900	0.34950	0.34880	0.34810
MALAYSIA	DOLLAR	39.8100	39.8100	39.8200	39.8400	39.8000
MEXICO	PESO	5.0300	5.0400	5.0400	5.0100	5.0300
NETHERLANDS	GUILDER	38.1500	38.2600	38.5700	38.4700	38.3100
NEW ZEALAND	DOLLAR	99.2900	99.2100	99.0400	98.9600	99.4000
NORWAY	KRONE	18.2900	18.3200	18.4100	18.4300	18.4800
PORTUGAL	ESCUDO	3.2100	3.2100	3.2100	3.2100	3.2200
SOUTH AFRICA	RAND	114.7500	114.7500	114.7500	114.7500	114.7500
SPAIN	PESATA	1.4717	1.4717	1.4732	1.4734	1.4723
SRI LANKA	RUPEE	11.5000	11.5000	11.5000	11.5000	11.5000
SWEDEN	KRONA	22.8200	22.8600	22.9900	23.0400	23.0700
SWITZERLAND	FRANC	40.3300	40.3400	40.4900	40.4000	40.4200
UNITED KINGDOM	POUND	174.8000	173.9500	173.4100	173.9200	173.4000

16