


1113



# Selected Interest & Exchange Rates

## Weekly Series of Charts

SEPTEMBER 13, 1976

Prepared by the  
FINANCIAL MARKETS  
SECTION

DIVISION OF  
INTERNATIONAL FINANCE

BOARD OF GOVERNORS  
FEDERAL RESERVE SYSTEM  
Washington, D.C. 20551

# Table of Contents

## TABLES

- 1. LATEST FIGURES PLOTTED
- 2. DAILY CERTIFIED SPOT EXCHANGE RATES-- H.10 RELEASE

## CHARTS

- 1. SPOT EXCHANGE RATE INDEXES
- 2. 3-MONTH FORWARD EXCHANGE RATES
- 3. GOLD PRICE-- LONDON
- 4. CALL MONEY RATES
- 5. 3-MONTH INTEREST RATES
- 6. EURO-DOLLAR DEPOSIT RATES
- 7. SELECTED EURO-DOLLAR AND U.S. MONEY MARKET RATES
- 8. INTEREST ARBITRAGE: 3-MONTH FUNDS
- 9. LONG-TERM GOVERNMENT BOND YIELDS
- 10. INDUSTRIAL STOCK INDEXES

## SUBSCRIPTION RATES:

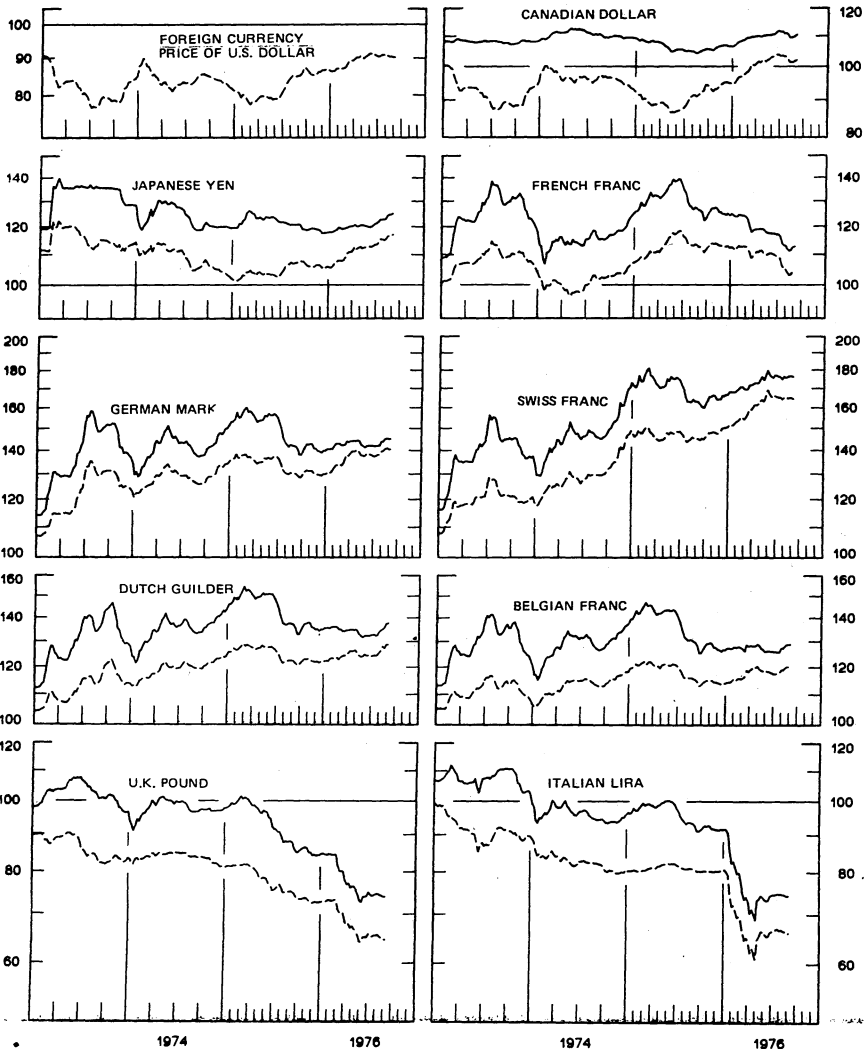
Weekly \$15.00 per year or \$.40 each in the United States, its possessions, Canada, and Mexico; 10 or more of the same issue to one address, \$13.50 per year or \$.35 each. Elsewhere, \$20.00 per year or \$.50 each. Address requests to Publications Services, Division of Administrative Services, and make payment remittance payable to the order of the Board of Governors of the Federal Reserve System in a form collectible at par in U.S. Currency.

# Chart 1 SPOT EXCHANGE RATES

## DOLLAR PRICES OF FOREIGN CURRENCIES AND WEIGHTED AVERAGE VALUES (DASHED LINE) AVERAGES FOR WEEK ENDING WEDNESDAY

RATIO SCALE  
MAY 1970 PARITY=100

RATIO SCALE  
MAY 1970 PARITY=100



1974

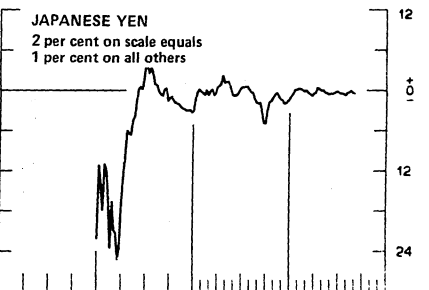
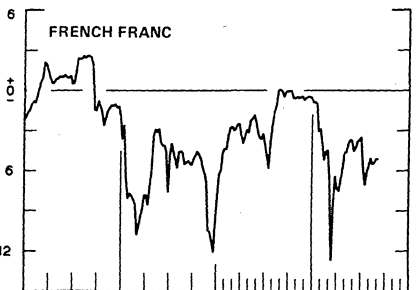
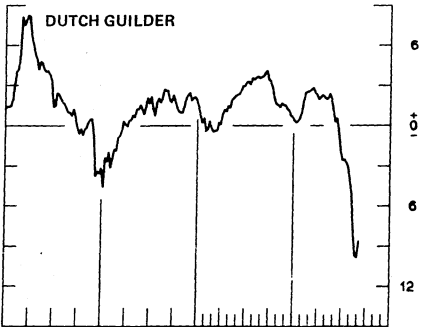
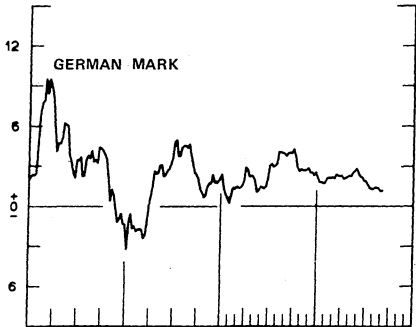
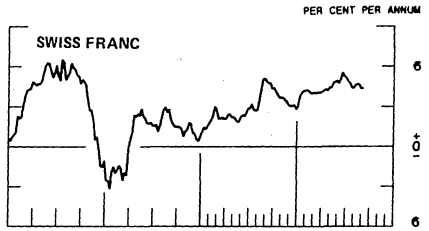
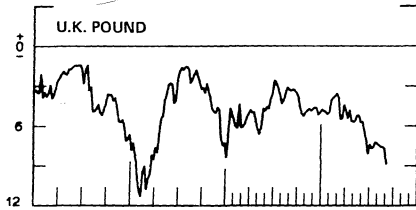
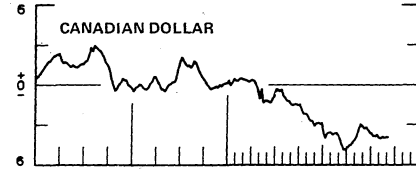
1976

1974

1976

Chart 2  
**3-MONTH FORWARD EXCHANGE RATES**  
 PREMIUMS (+), OR DISCOUNT (-)  
 AVERAGES FOR WEEK ENDING WEDNESDAY

PER CENT PER ANNUM



1974

1976

1974

1976

Chart 3  
**PRICE OF GOLD IN LONDON**  
AVERAGES FOR WEEK ENDING WEDNESDAY

5

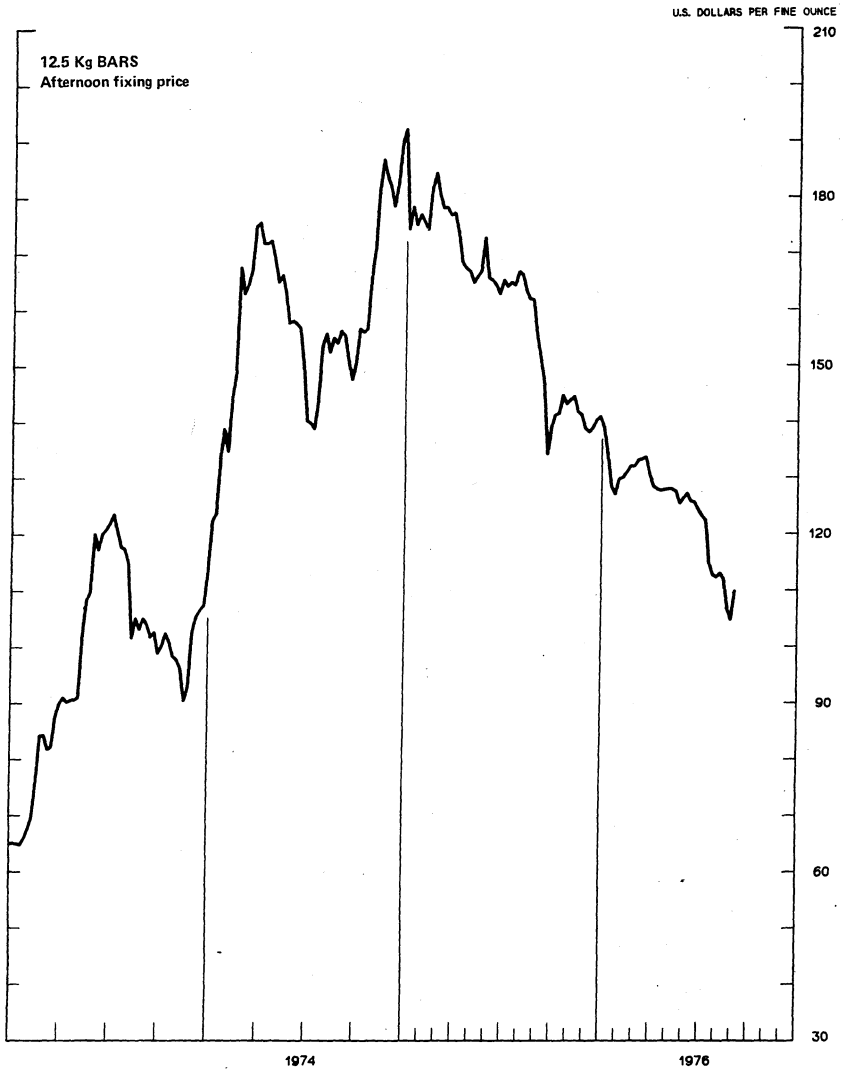


Chart 4  
**CALL MONEY RATES**  
 WEEKLY SERIES

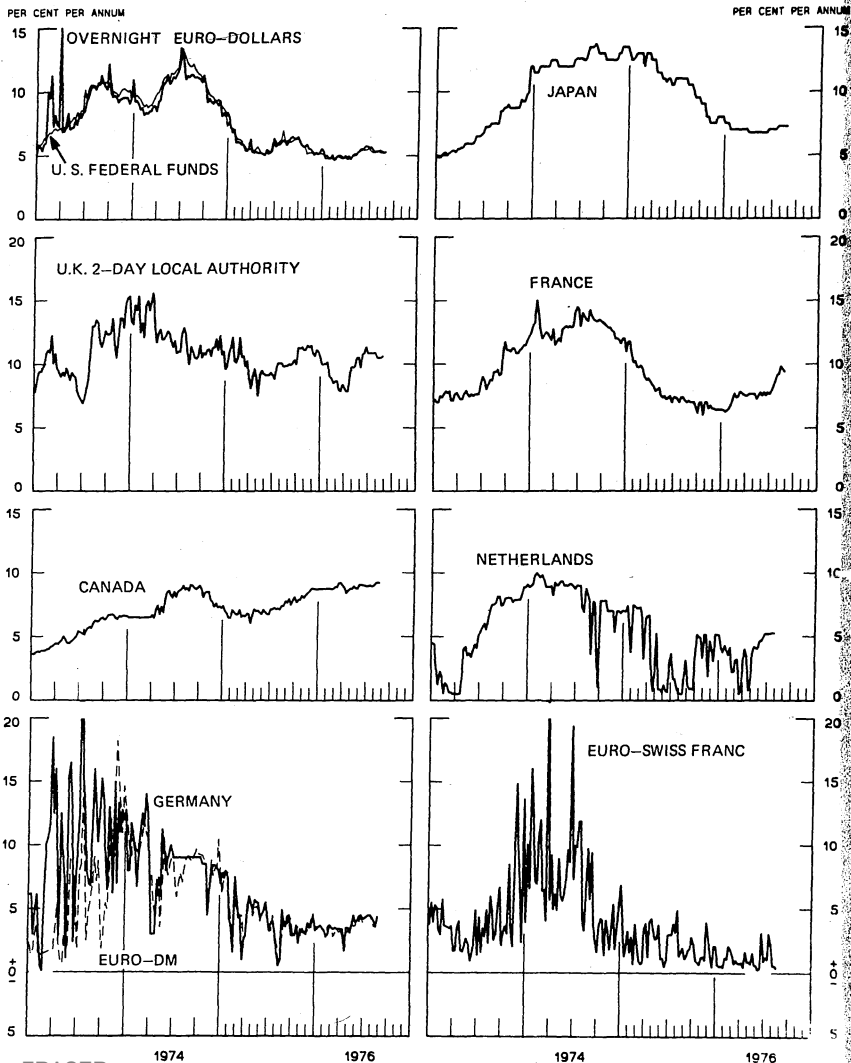


Chart 5  
**3-MONTH INTEREST RATES**  
WEEKLY SERIES

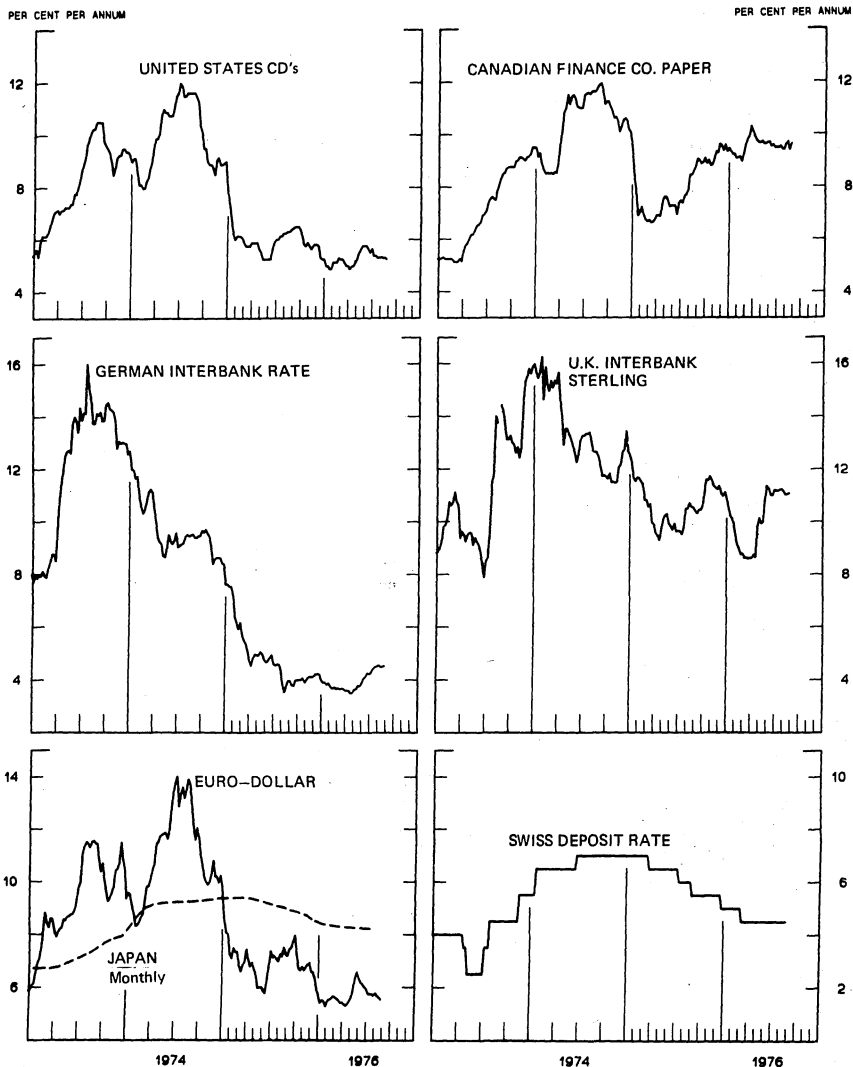


Chart 6  
**EURO-DOLLAR DEPOSIT RATES London**  
AVERAGES FOR WEEK ENDING WEDNESDAY

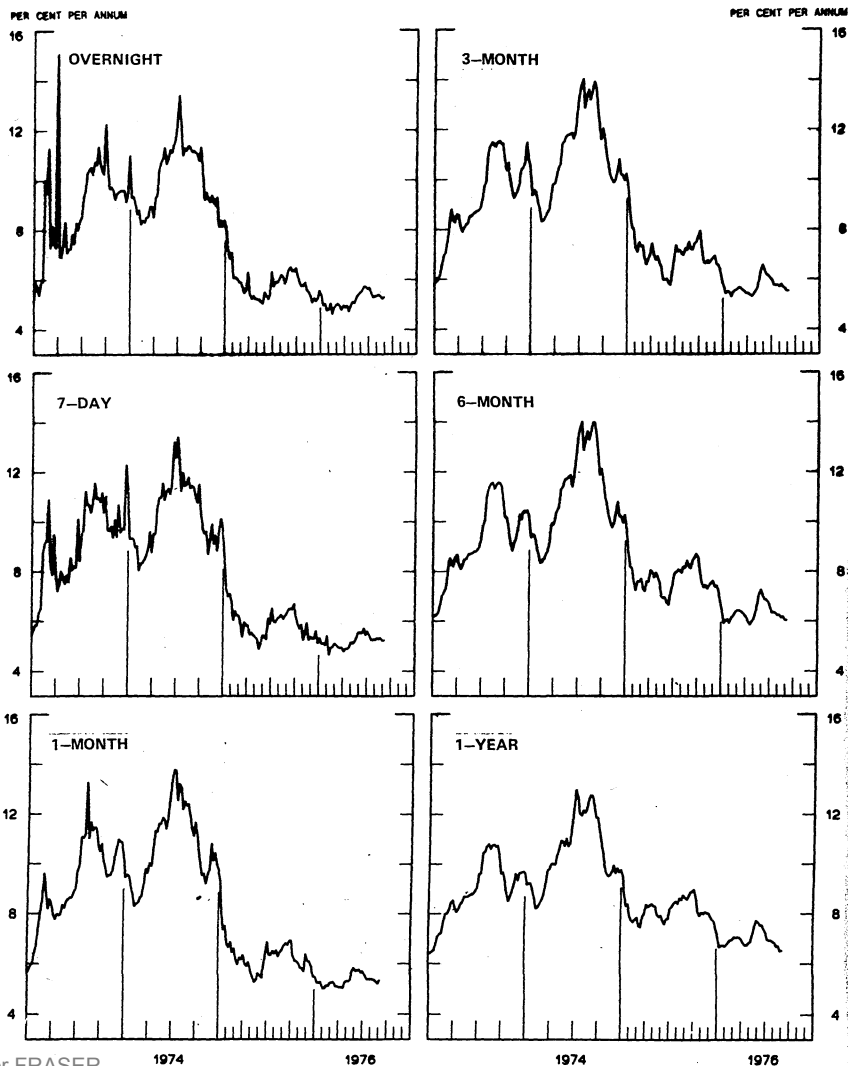




Chart 7  
**SELECTED EURO-DOLLAR AND U.S. MONEY MARKET RATES**  
 AVERAGES FOR WEEK ENDING WEDNESDAY

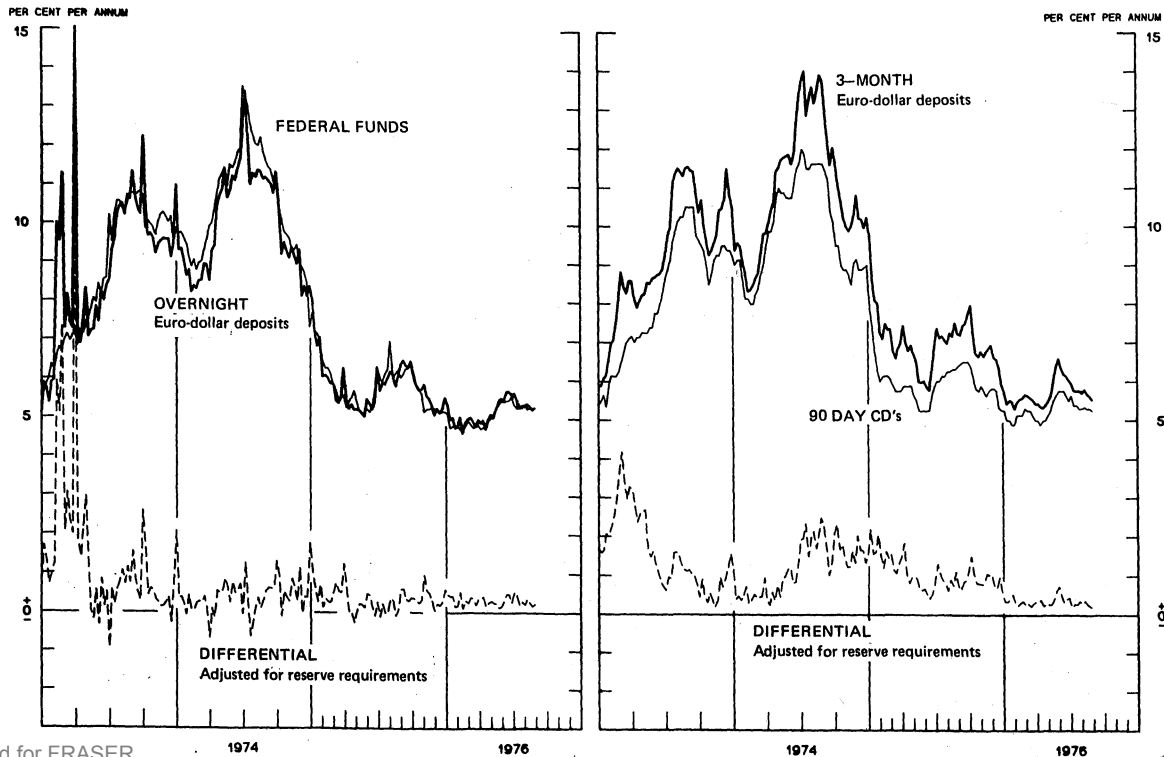


Chart 8

### INTEREST ARBITRAGE: 3-MONTH FUNDS

AVERAGES FOR WEEK ENDING WEDNESDAY

DIFFERENTIAL: PLUS(+), INDICATES FAVOR DOLLAR ASSETS

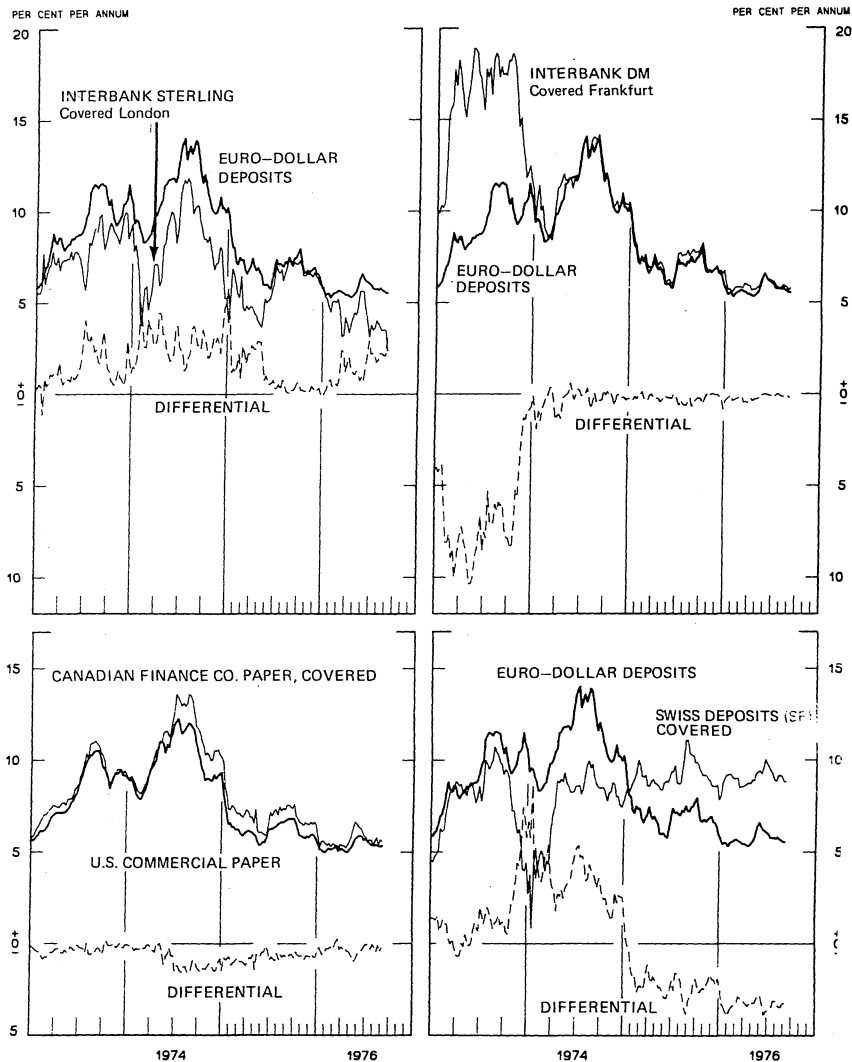


Chart 9  
**LONG-TERM GOVERNMENT BOND YIELDS**  
 WEEKLY SERIES

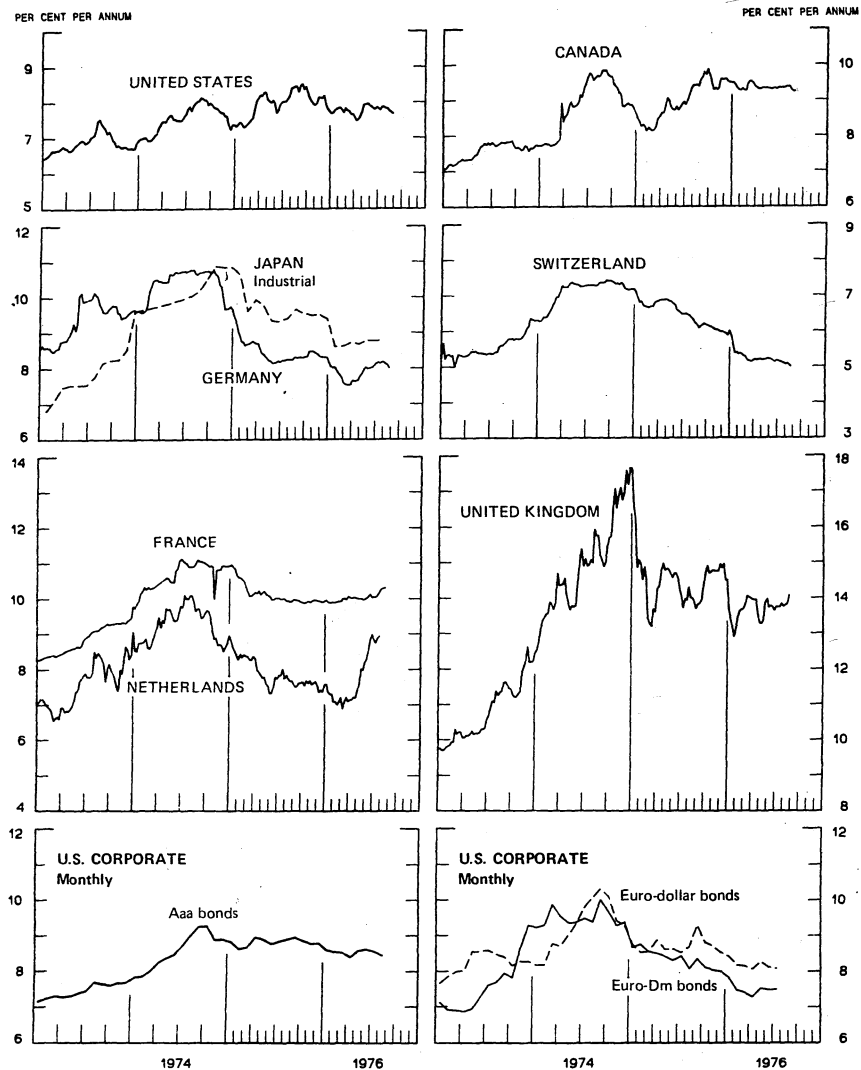
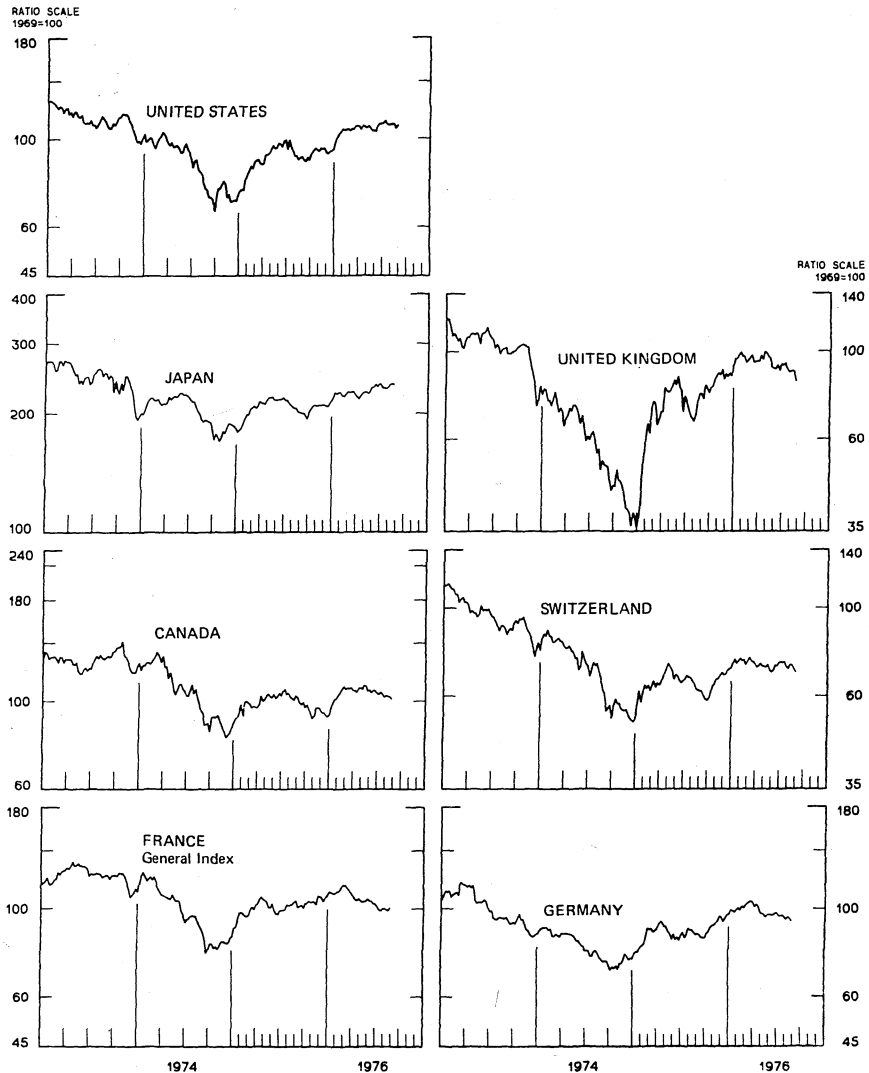


Chart 10  
**INDUSTRIAL STOCK INDEXES**  
 WEEKLY SERIES



45

SERIES NAME

LAST VALUE PLOTTED  
DATE VALUE

CHART 1. SPOT EXCHANGE RATES

U.S. DOLLAR, WEIGHTED AVERAGE	SEPT. 8	90.19
JAPANESE YEN	SEPT. 8	125.02
GERMAN MARK	SEPT. 8	145.12
DUTCH GUILDER	SFPT. 6	137.49
U.K. POUND	SEPT. 8	73.84
CANADIAN DOLLAR	SEPT. 8	110.48
FRENCH FRANC	SEPT. 8	112.68
SWISS FRANC	SEPT. 8	176.17
BELGIAN FRANC	SEPT. 8	128.78
ITALIAN LIRA	SEPT. 8	74.33

CHART 2. 3-MONTH FORWARD EXCHANGE RATES

CANADIAN DOLLAR	SEPT. 8	-3.88
U.K. POUND	SEPT. 8	-8.87
GERMAN MARK	SEPT. 8	1.20
FRENCH FRANC	SEPT. 8	-4.99
SWISS FRANC	SEPT. 8	4.28
DUTCH GUILDER	SEPT. 6	-8.40
JAPANESE YEN	SEPT. 8	-0.53

CHART 3. GOLD PRICE IN LONDON

U.S. DOLLAR PER FINE OUNCE	SEPT. 8	109.90
----------------------------	---------	--------

CHART 4. CALL MONEY RATES

U.S. FEDERAL FUNDS	SEPT. 8	5.25
OVERNIGHT EURO-DOLLAR DEPOSITS	SEPT. 8	5.31
U.K. 2-DAY LOCAL AUTHORITY DEPOSITS	SEPT. 3	10.50
CANADA	SEPT. 3	9.25
GERMANY	SEPT. 3	4.30
EURO-DM	AUG. 27	4.31
JAPAN	SEPT. 3	7.25
FRANCE	SEPT. 3	9.50
NETHERLANDS	JULY 30	5.25
EURO-SWISS FRANC	AUG. 27	0.53

CHART 5. 3-MONTH INTEREST RATES

U.S. CD'S (60-89 DAYS)	SEPT. 8	5.25
GERMAN INTERBANK LOAN	SEPT. 8	4.58
JAPANESE COMPOSITE LOAN	JULY	8.23
EURO-DOLLAR DEPOSIT	SEPT. 8	5.54
CANADIAN FINANCE COMPANY PAPER	SEPT. 8	9.47
INTERBANK STERLING	SEPT. 8	11.23
SWISS DEPOSIT	SEPT. 8	4.50

SERIES NAME

LAST VALUE PLOTTED  
DATE VALUE

CHART 6. EURO-DOLLAR DEPOSIT RATES: LONDON

OVERNIGHT	SEPT. 8	5.31
7-DAY	SEPT. 8	5.24
1-MONTH	SEPT. 8	5.36
3-MONTH	SEPT. 8	5.54
6-MONTH	SEPT. 8	6.03
1-YEAR	SEPT. 8	6.53

CHART 7. SELECTED EURO-DOLLAR AND U.S. MONEY MARKET RATES

OVERNIGHT EURO-DOLLAR DEPOSITS	SEPT. 8	5.31
U.S. FEDERAL FUNDS	SEPT. 8	5.25
DIFFERENTIAL ADJ. FOR RESERVE REQUIREMENTS	SEPT. 8	0.28
3-MONTH EURO-DOLLAR DEPOSIT RATE	SEPT. 8	5.54
U.S. CD'S (60-89 DAYS)	SEPT. 8	5.25
DIFFERENTIAL ADJ. FOR RESERVE REQUIREMENTS	SEPT. 8	0.19

CHART 8. INTEREST ARBITRAGE, 3-MONTH FUNDS

EURO-DOLLAR DEPOSIT	SEPT. 8	5.54
INTERBANK STERLING (LONDON), COVERED	SEPT. 8	2.35
DIFFERENTIAL	SEPT. 8	3.19
U.S. COMMERCIAL PAPER	SEPT. 8	5.38
CANADIAN FINANCE CO. PAPER, COVERED	SEPT. 8	5.59
DIFFERENTIAL	SEPT. 8	-0.21
EURO-DOLLAR DEPOSIT	SEPT. 8	5.54
INTERBANK DM (FRANKFURT), COVERED	SEPT. 8	5.78
DIFFERENTIAL	SEPT. 8	-0.24
EURO-DOLLAR DEPOSIT	SEPT. 8	5.54
SWISS DEPOSIT (SF), COVERED	SEPT. 8	8.78
DIFFERENTIAL	SEPT. 8	-3.24

15

SERIES NAME

LAST VALUE PLOTTED  
DATE VALUE

CHART 9. LONG TERM GOVERNMENT BOND YIELDS

UNITED STATES	SEPT. 3	7.67
GERMANY	AUG. 27	8.00
JAPAN (MONTHLY)	JULY	8.76
SWITZERLAND	AUG. 27	4.99
CANADA	SEPT. 3	9.24
FRANCE	AUG. 20	10.31
NETHERLANDS	JULY 30	8.94
UNITED KINGDOM	AUG. 27	14.07

U.S. CORPORATE

AAA BONDS	AUG.	8.45
EURO-DM BONDS	JULY	7.49
EURO-DOLLAR BONDS	JULY	8.07

CHART 10. INDUSTRIAL STOCK INDEXES

UNITED STATES	SEPT. 3	108.09
JAPAN	AUG. 27	235.28
CANADA	AUG. 27	101.21
FRANCE	AUG. 27	100.31
UNITED KINGDOM	AUG. 27	83.85
SWITZERLAND	SEPT. 3	68.86
GERMANY	AUG. 27	92.81



# FEDERAL RESERVE

statistical release

H.10

## FOREIGN EXCHANGE RATES

SEPTEMBER 13, 1976

FOR THE WEEK ENDING SEPTEMBER 10, 1976

The Board of Governors of the Federal Reserve System is advised that the Federal Reserve Bank of New York has certified for customs purposes the following noon buying rate in New York City for cable transfers payable in foreign currencies:

COUNTRY	MONETARY UNIT	RATE U.S. CENTS)				
		SEP. 6	SEP. 7	SEP. 8	SEP. 9	SEP. 10
AUSTRALIA	DOLLAR		124.2500	124.4900	124.5900	124.6000
AUSTRIA	SCHILLING		5.59000	5.59000	5.60000	5.61000
BELGIUM	FRANC		2.57650	2.57650	2.57950	2.57730
CANADA	DOLLAR	H	102.3500	102.2900	102.4300	102.4100
DENMARK	KRONE		16.4800	16.5000	16.5600	16.5400
FINLAND	MARKKA		25.7500	25.7500	25.7000	25.6900
FRANCE	FRANC	O	20.2800	20.3000	20.2900	20.2800
GERMANY	D. MARK		39.6300	39.7000	39.8800	39.8400
INDIA	RUPEE		11.1000	11.1000	11.1000	10.9500
IRELAND	POUND	L	177.1200	177.1500	174.8000	175.3000
ITALY	LIRA		0.11900	0.11900	0.11900	0.11890
JAPAN	YEN		0.34750	0.34770	0.34960	0.34850
MALAYSIA	DOLLAR	I	39.8400	39.8400	39.8500	39.7800
MEXICO	PESO		4.8800	4.8800	4.8900	4.9000
NETHERLANDS	GUILDER		38.0000	38.0400	38.1200	38.0800
NEW ZEALAND	DOLLAR	D	99.6200	99.6200	99.6700	99.8500
NORWAY	KRONE		18.2100	18.2300	18.2800	18.2900
PORTUGAL	ESCUDO		3.2000	3.2000	3.2000	3.2000
SOUTH AFRICA	RAND	A	114.7500	114.7500	114.7500	114.7500
SPAIN	PESATA		1.4718	1.4710	1.4705	1.4713
SRI LANKA	RUPEE		11.5300	11.5300	11.5300	11.5000
SWEDEN	KRONA	Y	22.7300	22.7500	22.8100	22.8300
SWITZERLAND	FRANC		40.2900	40.2700	40.3600	40.3200
UNITED KINGDOM	POUND		177.1200	177.1500	174.8000	175.3000

2