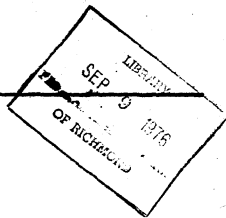


LH13



Selected Interest & Exchange Rates

Weekly Series of Charts

SEPTEMBER 7, 1976

**Prepared by the
FINANCIAL MARKETS
SECTION**

**DIVISION OF
INTERNATIONAL FINANCE**

**BOARD OF GOVERNORS
FEDERAL RESERVE SYSTEM
Washington, D.C. 20551**

2

Table of Contents

TABLES

1. LATEST FIGURES PLOTTED
2. DAILY CERTIFIED SPOT EXCHANGE RATES--
H.10 RELEASE

CHARTS

1. SPOT EXCHANGE RATE INDEXES
2. 3-MONTH FORWARD EXCHANGE RATES
3. GOLD PRICE--LONDON
4. CALL MONEY RATES
5. 3-MONTH INTEREST RATES
6. EURO-DOLLAR DEPOSIT RATES
7. SELECTED EURO-DOLLAR AND U.S. MONEY MARKET RATES
8. INTEREST ARBITRAGE: 3-MONTH FUNDS
9. LONG-TERM GOVERNMENT BOND YIELDS
10. INDUSTRIAL STOCK INDEXES

SUBSCRIPTION RATES:

Weekly \$15.00 per year or \$.40 each in the United States, its possessions, Canada, and Mexico; 10 or more of the same issue to one address, \$13.50 per year or \$.35 each. Elsewhere, \$20.00 per year or \$.50 each. Address requests to Publications Services, Division of Administrative Services, and make payment remittance payable to the order of the Board of Governors of the Federal Reserve System in a form collectible at par in U.S. Currency.

Chart 1 SPOT EXCHANGE RATES

DOLLAR PRICES OF FOREIGN CURRENCIES AND WEIGHTED AVERAGE VALUES (DASHED LINE)
AVERAGES FOR WEEK ENDING WEDNESDAY

RATIO SCALE
MAY 1970 PARITY=100

RATIO SCALE
MAY 1970 PARITY=100

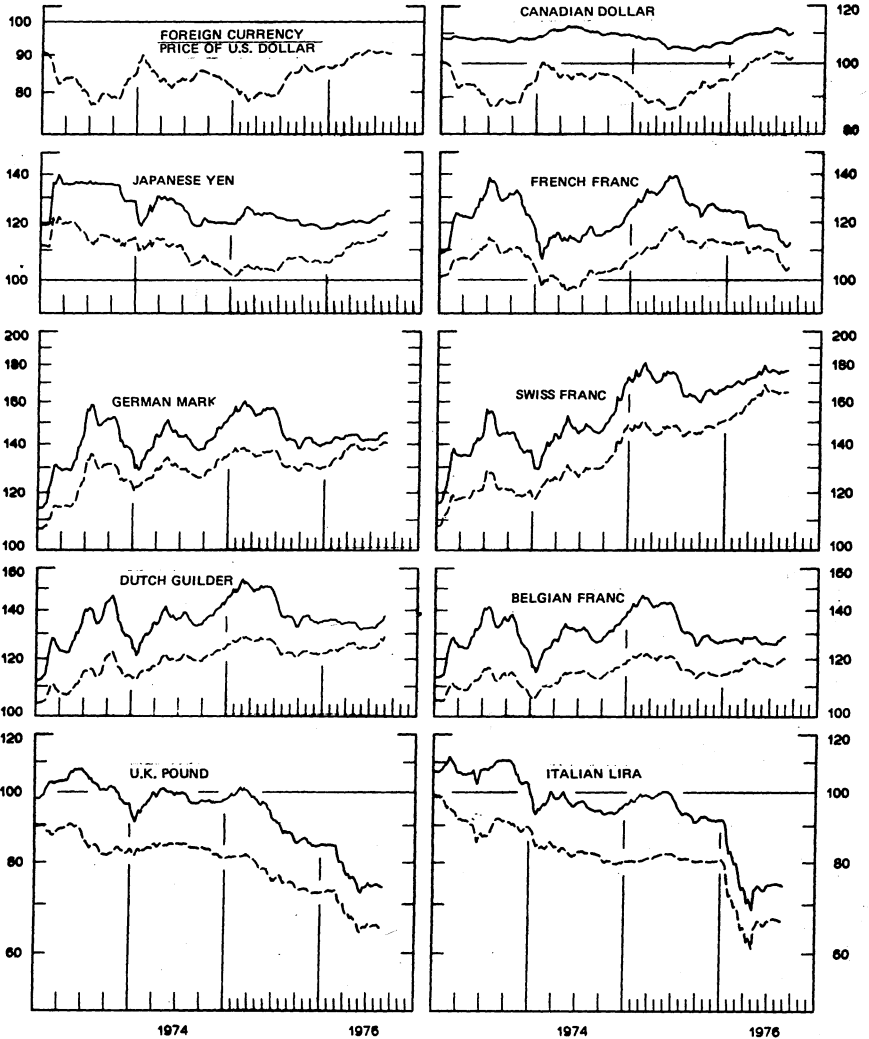


Chart 2
3-MONTH FORWARD EXCHANGE RATES
 PREMIUMS (+), OR DISCOUNT (-)
 AVERAGES FOR WEEK ENDING WEDNESDAY

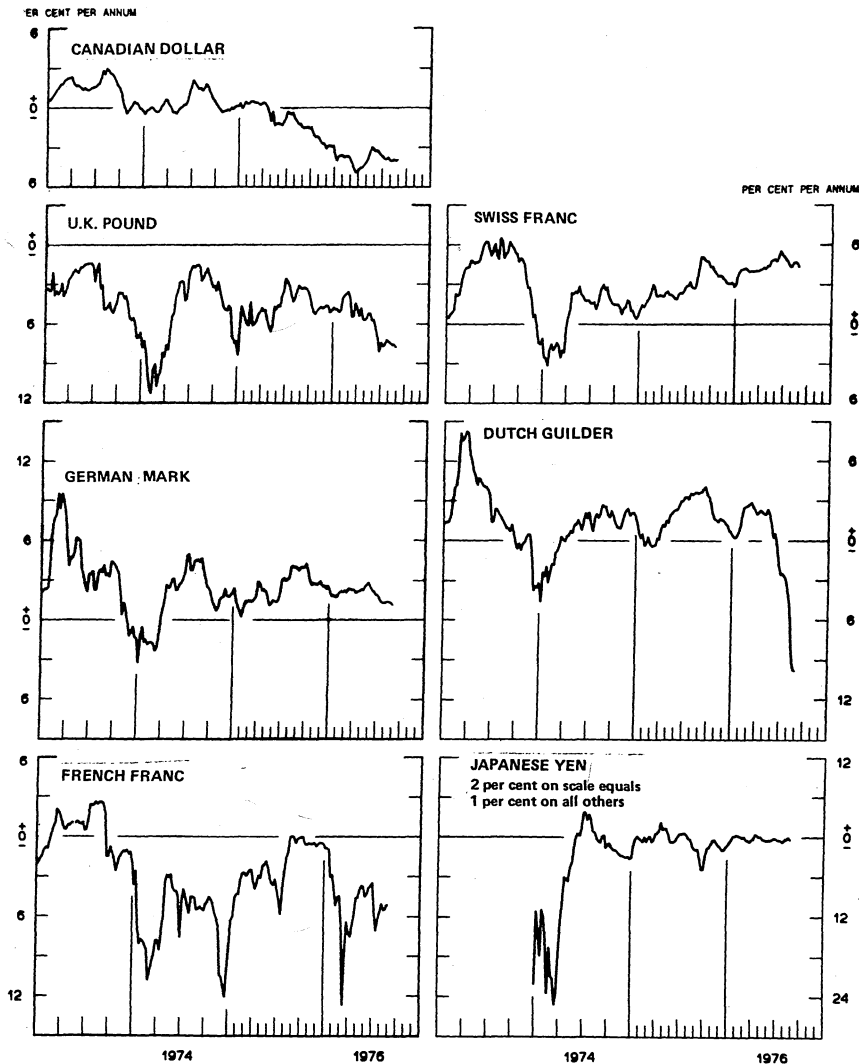


Chart 3
PRICE OF GOLD IN LONDON
AVERAGES FOR WEEK ENDING WEDNESDAY

5

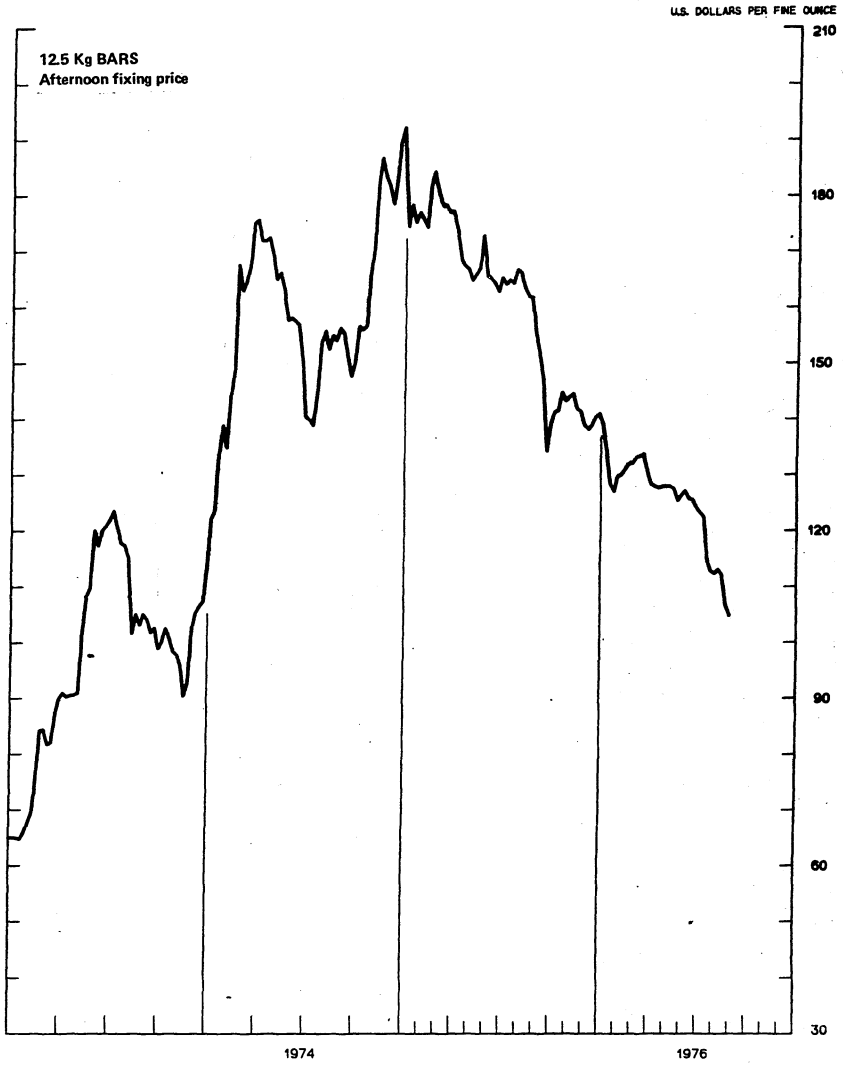


Chart 4
CALL MONEY RATES
 WEEKLY SERIES

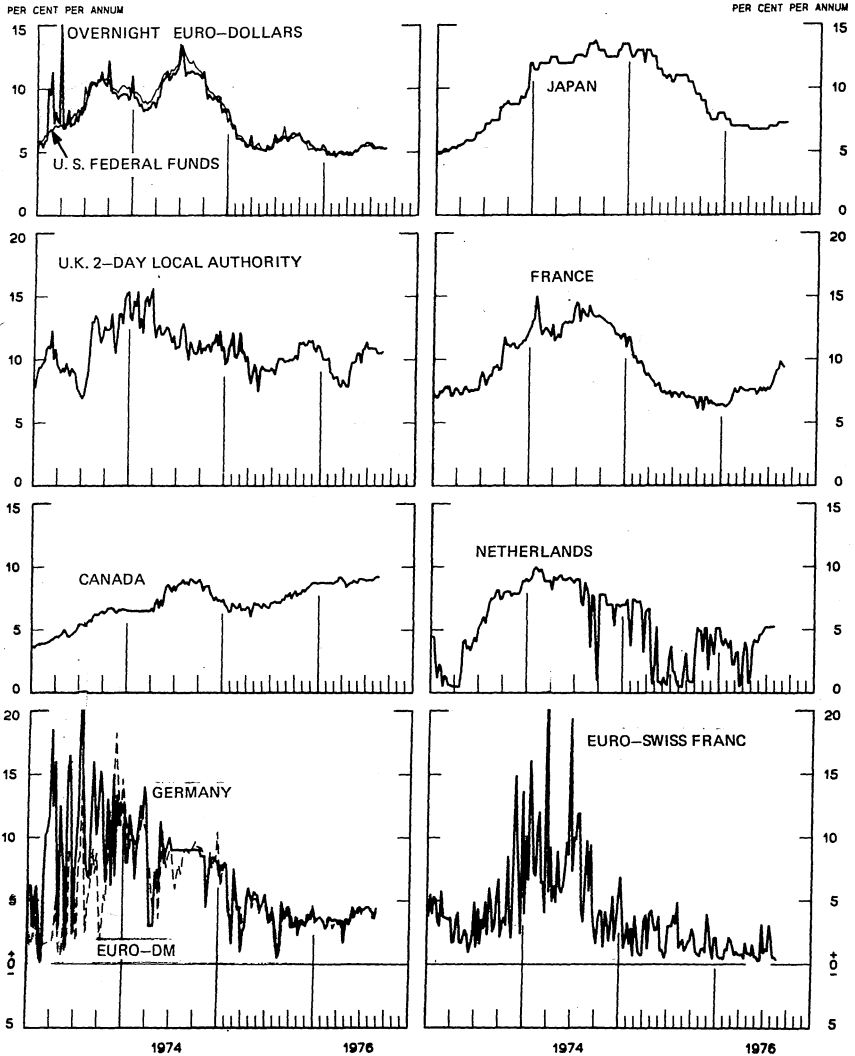


Chart 5
3-MONTH INTEREST RATES
 WEEKLY SERIES

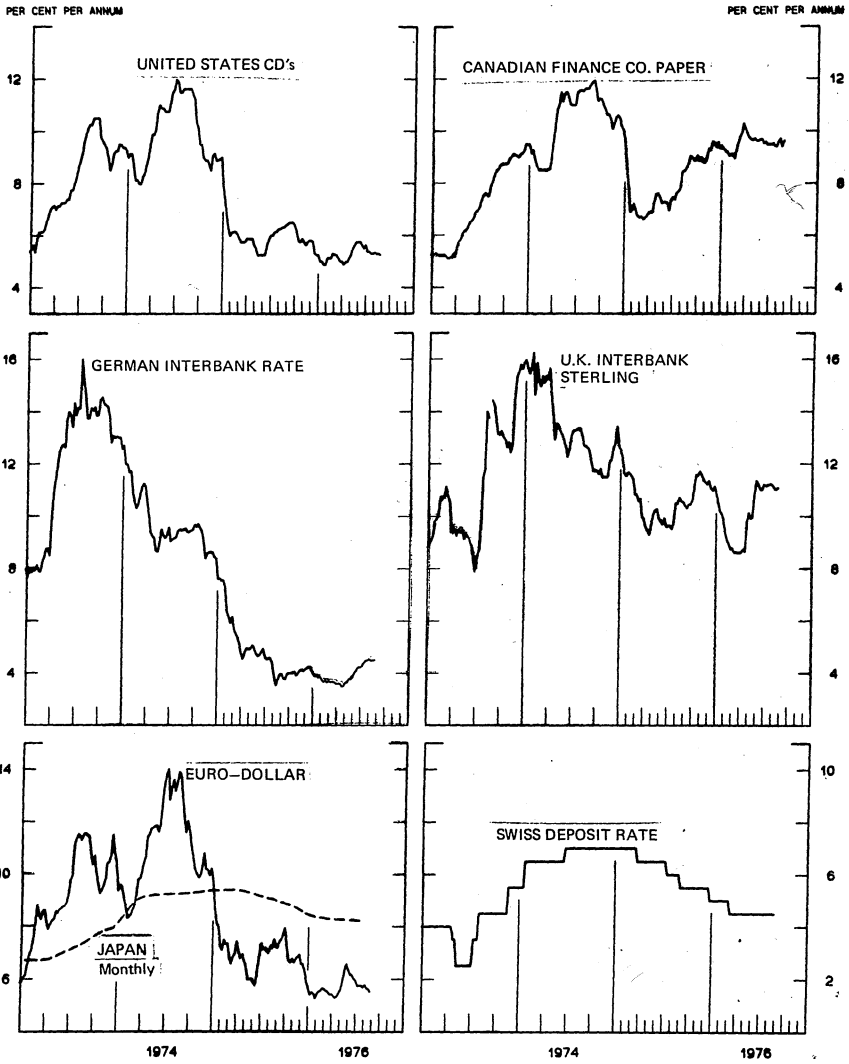


Chart 6
EURO-DOLLAR DEPOSIT RATES London
AVERAGES FOR WEEK ENDING WEDNESDAY

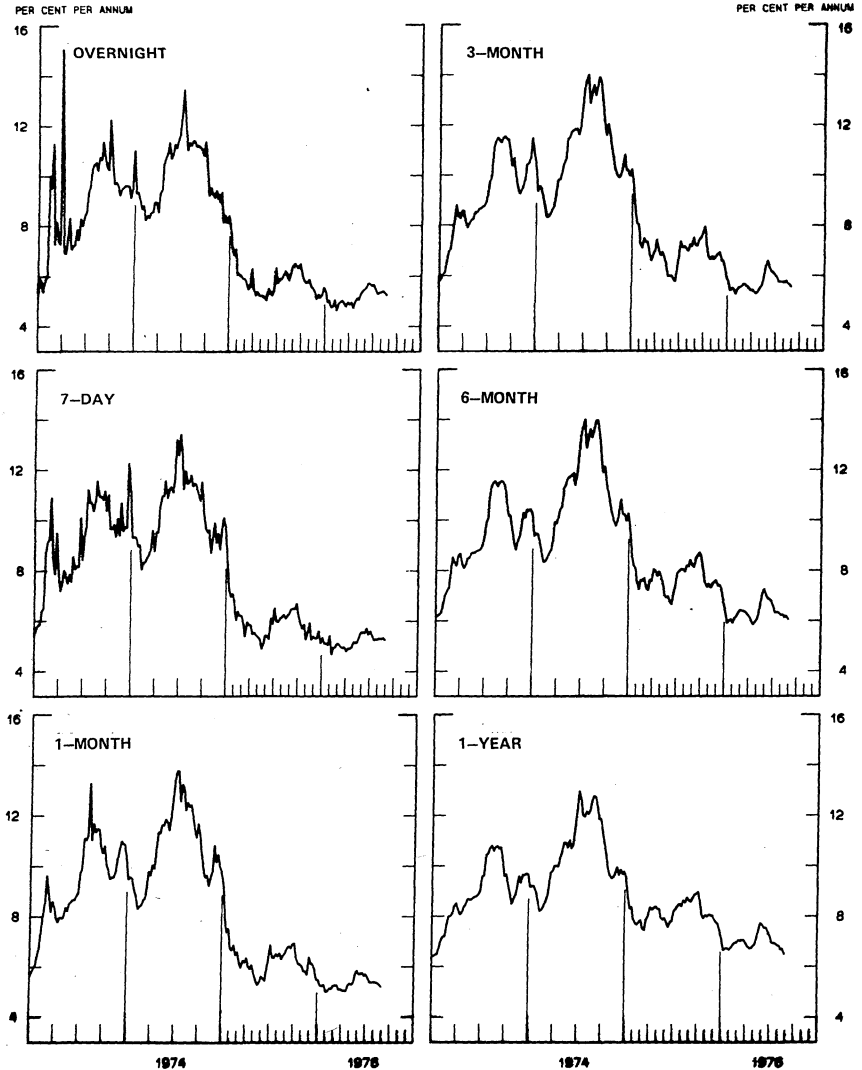
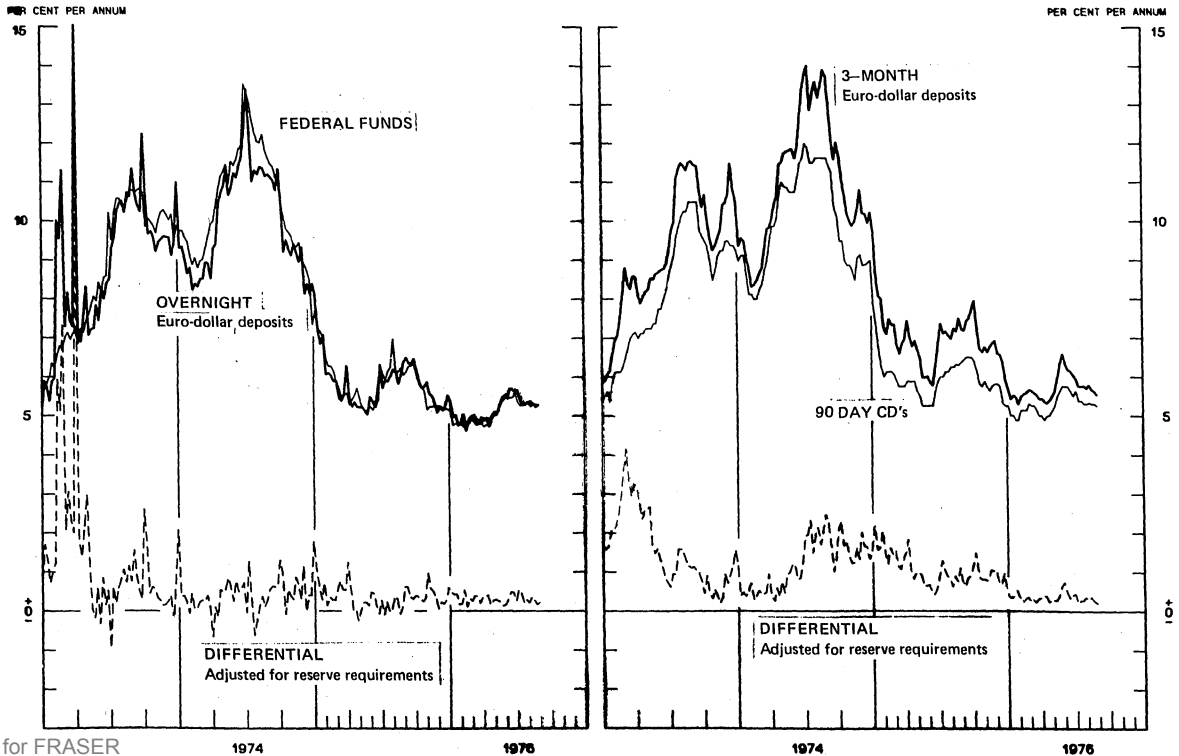


Chart 7
SELECTED EURO-DOLLAR AND U.S. MONEY MARKET RATES
 AVERAGES FOR WEEK ENDING WEDNESDAY



INTEREST ARBITRAGE: 3-MONTH FUNDS

AVERAGES FOR WEEK ENDING WEDNESDAY

DIFFERENTIAL: PLUS(+), INDICATES FAVOR DOLLAR ASSETS

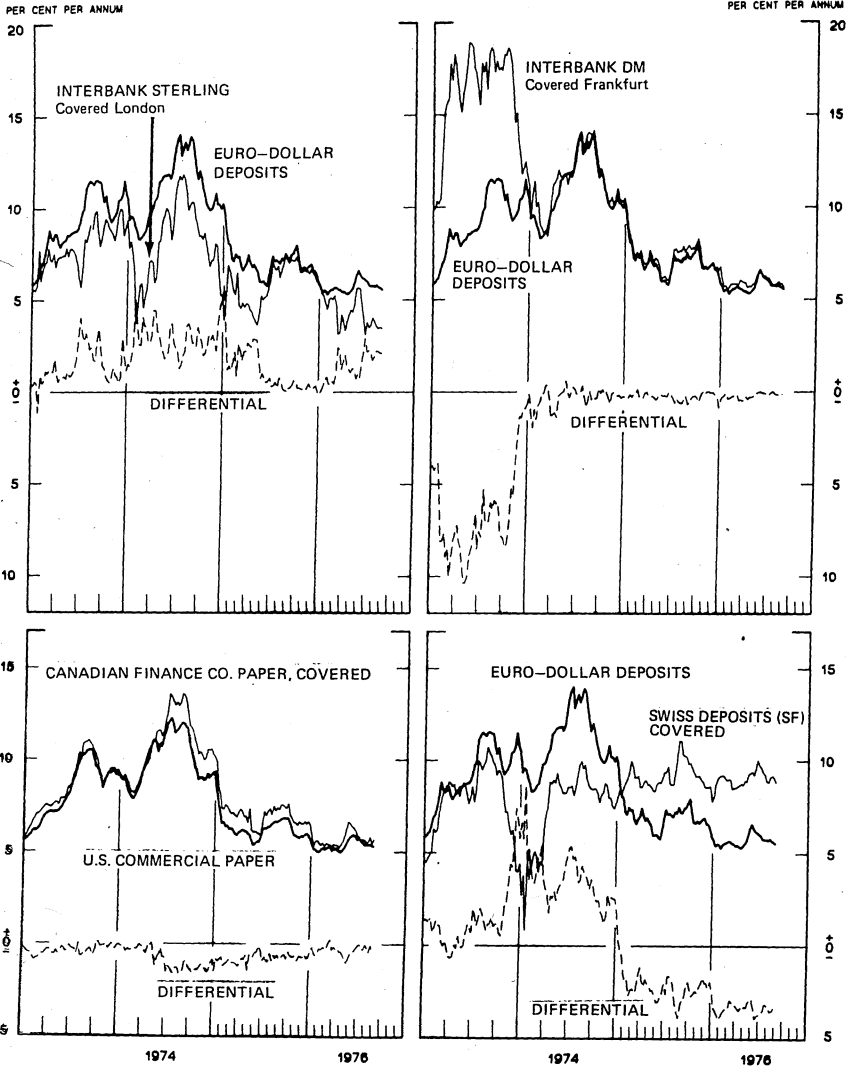


Chart 9
LONG-TERM GOVERNMENT BOND YIELDS
 WEEKLY SERIES

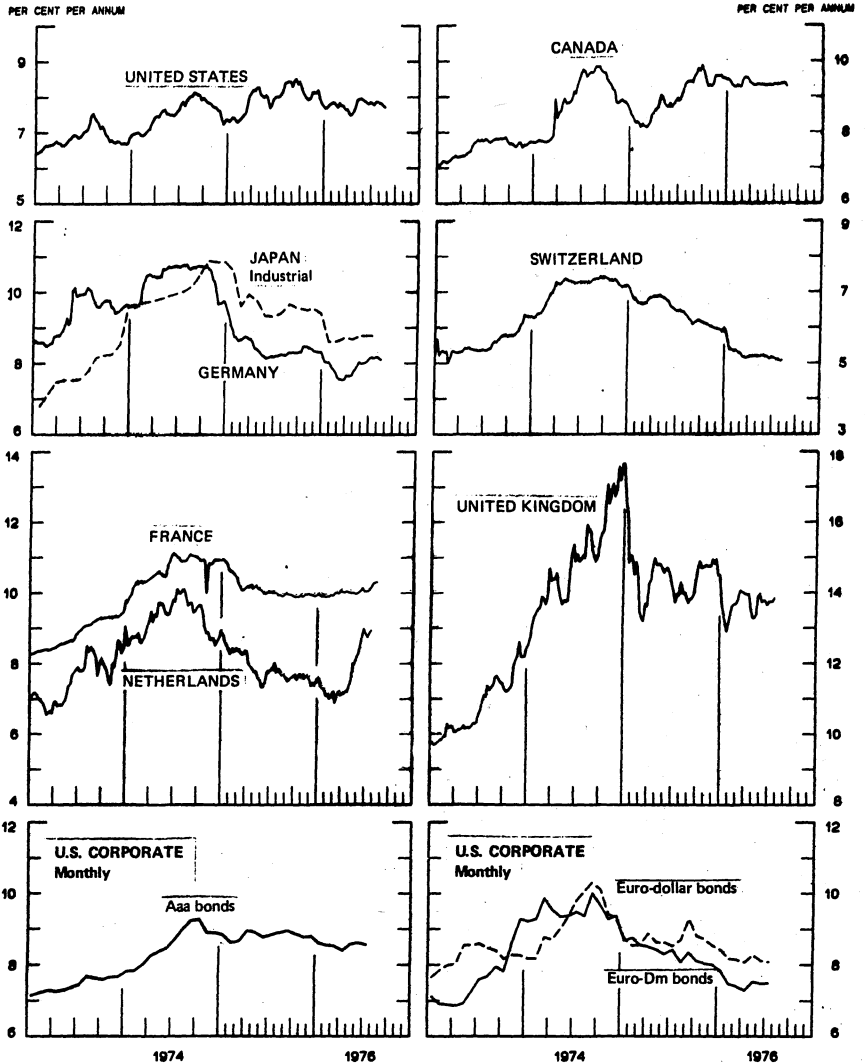
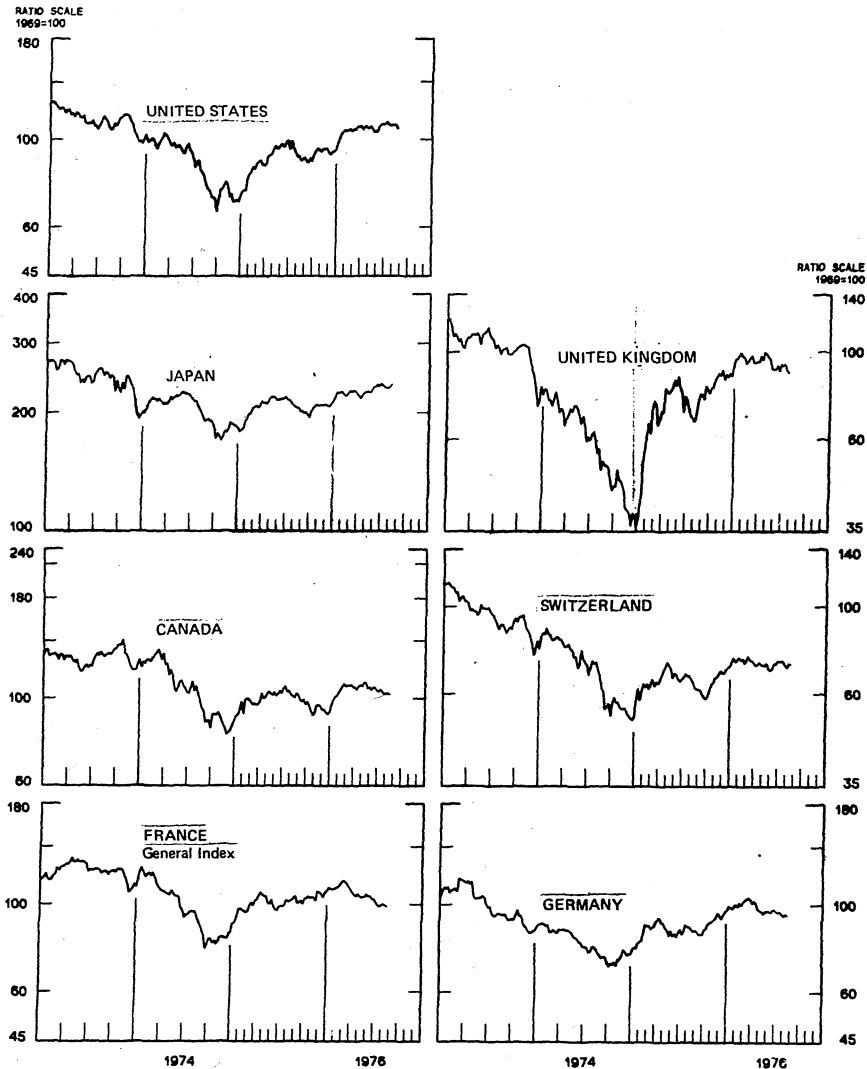


Chart 10
INDUSTRIAL STOCK INDEXES
 WEEKLY SERIES



SERIES NAME

LAST VALUE PLOTTED
DATE VALUE

CHART 1. SPOT EXCHANGE RATES

U.S. DOLLAR, WEIGHTED AVERAGE	SEPT.	1	90.27
JAPANESE YEN	SEPT.	1	124.60
GERMAN MARK	SEPT.	1	144.99
DUTCH GUILDER	SEPT.	1	137.38
U.K. POUND	SEPT.	1	73.91
CANADIAN DOLLAR	SEPT.	1	110.12
FRENCH FRANC	SEPT.	1	112.54
SWISS FRANC	SEPT.	1	176.61
BELGIAN FRANC	SEPT.	1	128.85
ITALIAN LIRA	SEPT.	1	74.26

CHART 2. 3-MONTH FORWARD EXCHANGE RATES

CANADIAN DOLLAR	SEPT.	1	-3.92
U.K. POUND	SEPT.	1	-7.73
GERMAN MARK	SEPT.	1	1.13
FRENCH FRANC	SEPT.	1	-5.12
SWISS FRANC	SEPT.	1	4.34
DUTCH GUILDER	SEPT.	1	-9.82
JAPANESE YEN	SEPT.	1	-0.41

CHART 3. GOLD PRICE IN LONDON

U.S. DOLLAR PER FINE OUNCE	SEPT.	1	104.72
----------------------------	-------	---	--------

CHART 4. CALL MONEY RATES

U.S. FEDERAL FUNDS	SEPT.	1	5.28
OVERNIGHT EURO-DOLLAR DEPOSITS	SEPT.	1	5.29
U.K. 2-DAY LOCAL AUTHORITY DEPOSITS	AUG.	27	10.63
CANADA	AUG.	20	9.20
GERMANY	AUG.	27	4.40
EURO-DM	AUG.	20	3.72
JAPAN	AUG.	27	7.25
FRANCE	AUG.	27	9.38
NETHERLANDS	JULY	30	5.25
EURO-SWISS FRANC	AUG.	20	0.36

CHART 5. 3-MONTH INTEREST RATES

U.S. CD'S (60-89 DAYS)	SEPT.	1	5.24
GERMAN INTERBANK LOAN	SEPT.	1	4.52
JAPANESE COMPOSITE LOAN	JULY		8.23
EURO-DOLLAR DEPOSIT	SEPT.	1	5.53
CANADIAN FINANCE COMPANY PAPER	SEPT.	1	9.63
INTERBANK STERLING	SEPT.	1	11.17
SWISS DEPOSIT	SEPT.	1	4.50

SERIES NAME

LAST VALUE PLOTTED
DATE VALUE

CHART 6. EURO-DOLLAR DEPOSIT RATES: LONDON

OVERNIGHT	SEPT. 1	5.29
7-DAY	SEPT. 1	5.23
1-MONTH	SEPT. 1	5.22
3-MONTH	SEPT. 1	5.53
6-MONTH	SEPT. 1	6.05
1-YEAR	SEPT. 1	6.50

CHART 7. SELECTED EURO-DOLLAR AND U.S. MONEY MARKET RATES

OVERNIGHT EURO-DOLLAR DEPOSITS	SEPT. 1	5.29
U.S. FEDERAL FUNDS	SEPT. 1	5.28
DIFFERENTIAL ADJ. FOR RESERVE REQUIREMENTS	SEPT. 1	0.23
3-MONTH EURO-DOLLAR DEPOSIT RATE	SEPT. 1	5.53
U.S. CD'S (60-89 DAYS)	SEPT. 1	5.24
DIFFERENTIAL ADJ. FOR RESERVE REQUIREMENTS	SEPT. 1	0.19

CHART 8. INTEREST ARBITRAGE, 3-MONTH FUNDS

EURO-DOLLAR DEPOSIT	SEPT. 1	5.53
INTERBANK STERLING (LONDON), COVERED	SEPT. 1	3.44
DIFFERENTIAL	SEPT. 1	2.09
U.S. COMMERCIAL PAPER	SEPT. 1	5.30
CANADIAN FINANCE CO. PAPER, COVERED	SEPT. 1	5.70
DIFFERENTIAL	SEPT. 1	-0.40
EURO-DOLLAR DEPOSIT	SEPT. 1	5.53
INTERBANK DM (FRANKFURT), COVERED	SEPT. 1	5.65
DIFFERENTIAL	SEPT. 1	-0.12
EURO-DOLLAR DEPOSIT	SEPT. 1	5.53
SWISS DEPOSIT (SF), COVERED	SEPT. 1	8.84
DIFFERENTIAL	SEPT. 1	-3.31

SERIES NAME

LAST VALUE PLOTTED
DATE VALUE

15

CHART 9. LONG TERM GOVERNMENT BOND YIELDS

UNITED STATES	AUG. 27	7.71
GERMANY	AUG. 20	8.09
JAPAN (MONTHLY)	JULY	8.76
SWITZERLAND	AUG. 13	5.08
CANADA	AUG. 20	9.28
FRANCE	AUG. 20	10.31
NETHERLANDS	JULY 30	8.94
UNITED KINGDOM	JULY 30	13.84

U.S. CORPORATE

AAA BONDS	JULY	8.56
EURO-DM BONDS	JULY	7.49
EURO-DOLLAR BONDS	JULY	8.07

CHART 10. INDUSTRIAL STOCK INDEXES

UNITED STATES	AUG. 27	106.11
JAPAN	AUG. 13	236.02
CANADA	AUG. 20	102.42
FRANCE	AUG. 20	98.72
UNITED KINGDOM	JULY 30	88.52
SWITZERLAND	AUG. 20	71.61
GERMANY	AUG. 20	94.12



FEDERAL RESERVE

statistical release

H.10

SEPTEMBER 7, 1976

FOREIGN EXCHANGE RATES

FOR THE WEEK ENDING SEPTEMBER 3, 1976

The Board of Governors of the Federal Reserve System is advised that the Federal Reserve Bank of New York has certified for customs purposes the following noon buying rate in New York City for cable transfers payable in foreign currencies:

COUNTRY	MONETARY UNIT	(RATE U.S. CENTS)				
		AUG. 30	AUG. 31	SEP. 1	SEP. 2	SEP. 3
AUSTRALIA	DOLLAR	124.4500	124.3700	124.3700	124.4800	124.7000
AUSTRIA	SCHILLING	5.59000	5.59000	5.59000	5.59000	5.59000
BELGIUM	FRANC	2.57650	2.57300	2.58000	2.57550	2.57400
CANADA	DOLLAR	101.7900	101.8800	102.4000	102.1300	102.0000
DENMARK	KRONE	16.4900	16.5000	16.5200	16.5300	16.5200
FINLAND	MARKKA	25.7200	25.7100	25.7000	25.6900	25.6800
FRANCE	FRANC	20.3800	20.2600	20.2900	20.2900	20.2800
GERMANY	D. MARK	39.6100	39.5600	39.6400	39.6400	39.6300
INDIA	RUPEE	11.1000	11.1000	11.1000	11.1000	11.1000
IRELAND	POUND	177.5000	177.7500	177.5000	177.3000	177.2500
ITALY	LIRA	0.11860	0.11880	0.11890	0.11890	0.11880
JAPAN	YEN	0.34630	0.34560	0.34610	0.34640	0.34750
MALAYSIA	DOLLAR	39.7800	39.7800	39.7900	39.8500	39.8100
MEXICO	PESO	8.0000	8.0000	5.8800	4.8500	4.8500
NETHERLANDS	GUILDER	37.9200	37.8700	37.9500	37.9500	37.9300
NEW ZEALAND	DOLLAR	99.4800	99.6900	99.7600	99.6300	100.0000
NORWAY	KRONE	18.1600	18.1600	18.1700	18.1700	18.1700
PORTUGAL	ESCUDO	3.2100	3.2100	3.2100	3.2100	3.2100
SOUTH AFRICA	RAND	114.7500	114.7500	114.7500	114.7500	114.7500
SPAIN	PESATA	1.4695	1.4708	1.4695	1.4706	1.4695
SRI LANKA	RUPEE	11.5300	11.5300	11.5300	11.5300	11.5300
SWEDEN	KRONA	22.7300	22.6800	22.7600	22.7300	22.7000
SWITZERLAND	FRANC	40.3600	40.3500	40.4600	40.3200	40.2700
UNITED KINGDOM	POUND	177.5000	177.7500	177.5000	177.3000	177.2500