


XL3



Selected Interest & Exchange Rates

Weekly Series of Charts

AUGUST 30, 1976

**Prepared by the
FINANCIAL MARKETS
SECTION**

**DIVISION OF
INTERNATIONAL FINANCE**

**BOARD OF GOVERNORS
FEDERAL RESERVE SYSTEM
Washington, D.C. 20551**

Table of Contents

TABLES

1. LATEST FIGURES PLOTTED
2. DAILY CERTIFIED SPOT EXCHANGE RATES--
H.10 RELEASE

CHARTS

1. SPOT EXCHANGE RATE INDEXES
2. 3-MONTH FORWARD EXCHANGE RATES
3. GOLD PRICE--LONDON
4. CALL MONEY RATES
5. 3-MONTH INTEREST RATES
6. EURO-DOLLAR DEPOSIT RATES
7. SELECTED EURO-DOLLAR AND
U.S. MONEY MARKET RATES
8. INTEREST ARBITRAGE: 3-MONTH FUNDS
9. LONG-TERM GOVERNMENT BOND YIELDS
10. INDUSTRIAL STOCK INDEXES

SUBSCRIPTION RATES:

Weekly \$15.00 per year or \$.40 each in the United States, its possessions, Canada, and Mexico; 10 or more of the same issue to one address, \$13.50 per year or \$.35 each. Elsewhere, \$20.00 per year or \$.50 each. Address requests to Publications Services, Division of Administrative Services, and make payment remittance payable to the order of the Board of Governors of the Federal Reserve System in a form collectible at par in U.S. Currency.

Chart 1

SPOT EXCHANGE RATES

DOLLAR PRICES OF FOREIGN CURRENCIES AND WEIGHTED AVERAGE VALUES (DASHED LINE)

AVERAGES FOR WEEK ENDING WEDNESDAY

RATIO SCALE
MAY 1970 PARITY=100

RATIO SCALE
MAY 1970 PARITY=100

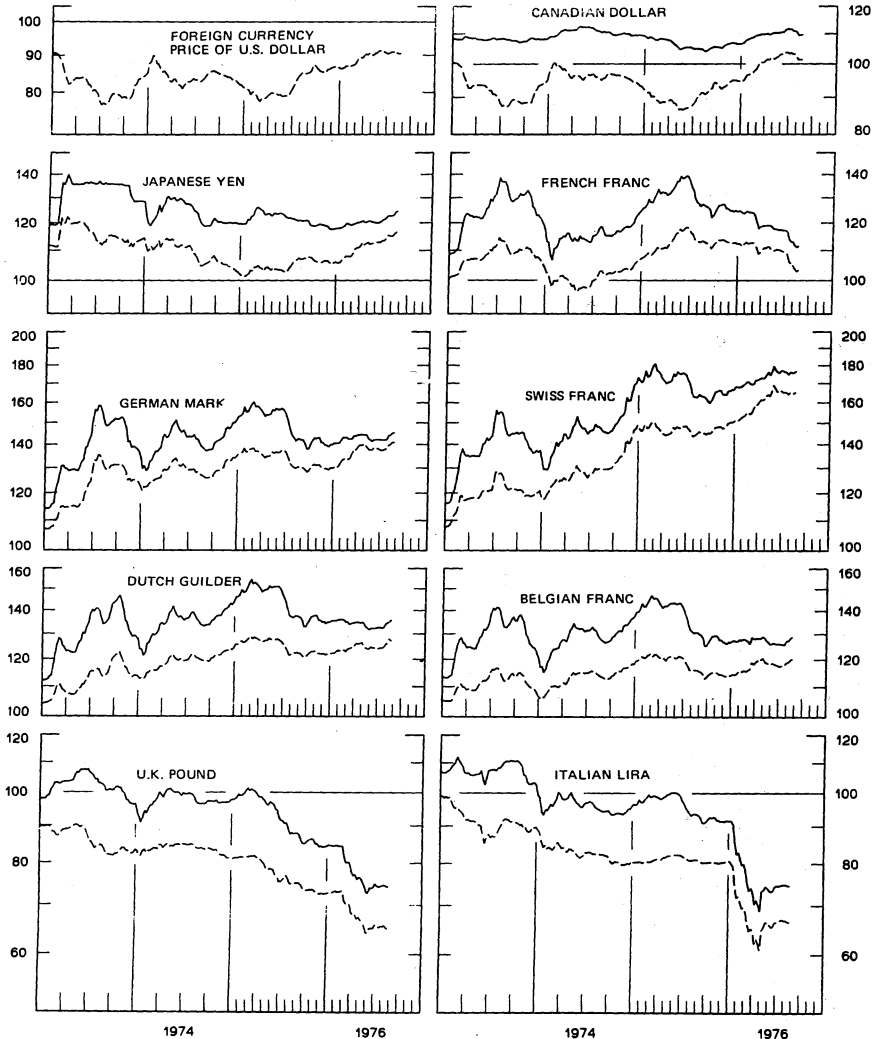


Chart 2

3-MONTH FORWARD EXCHANGE RATES

PREMIUMS (+), OR DISCOUNT (-)

AVERAGES FOR WEEK ENDING WEDNESDAY

PER CENT PER ANNUM

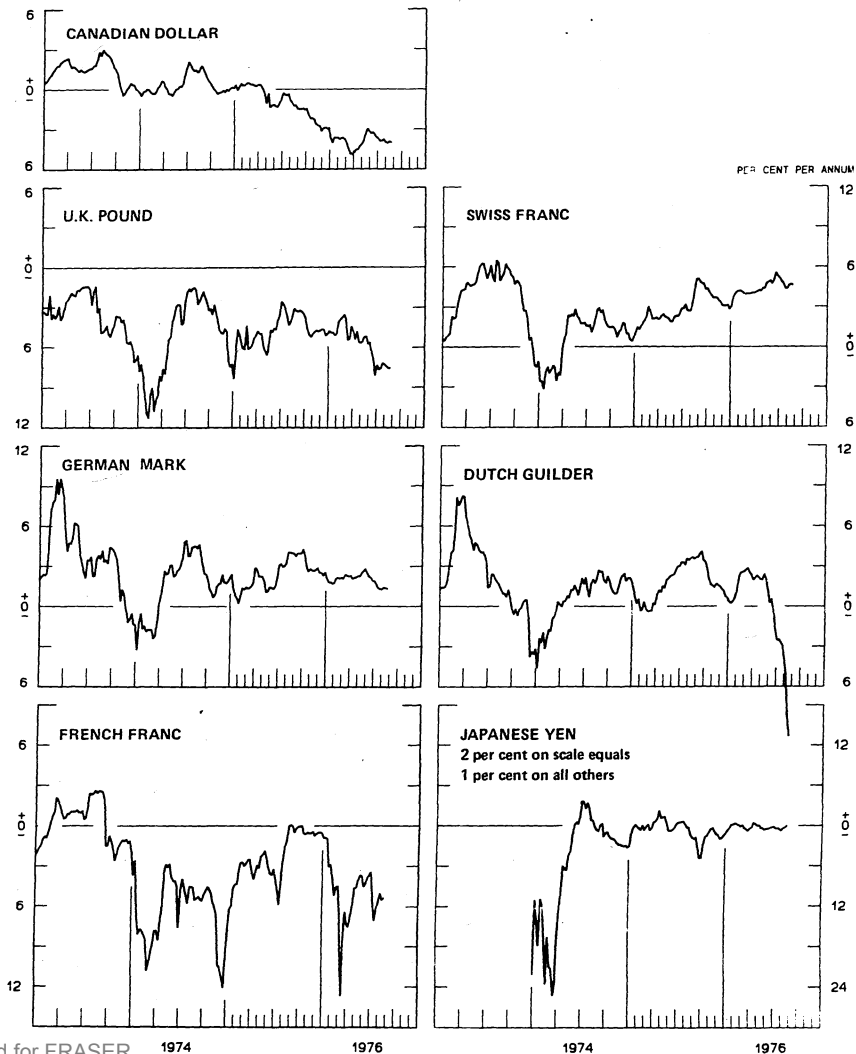


Chart 3
PRICE OF GOLD IN LONDON
AVERAGES FOR WEEK ENDING WEDNESDAY

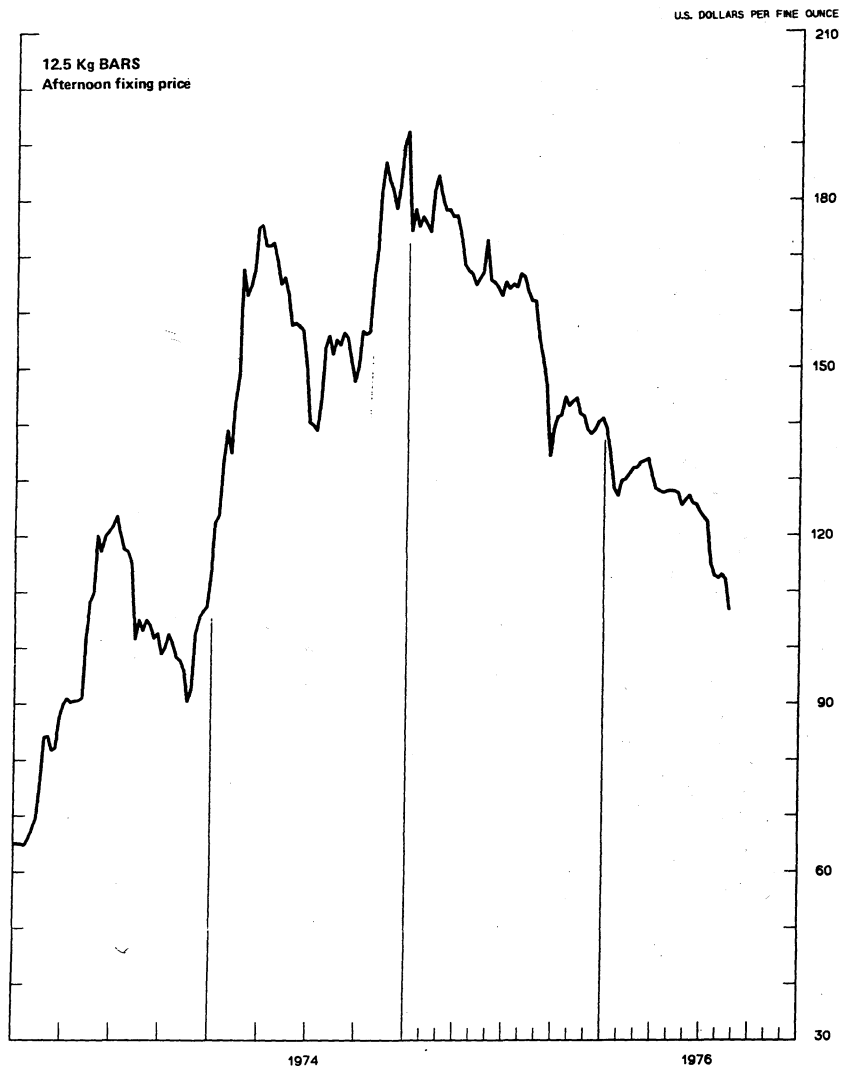


Chart 4
CALL MONEY RATES
WEEKLY SERIES

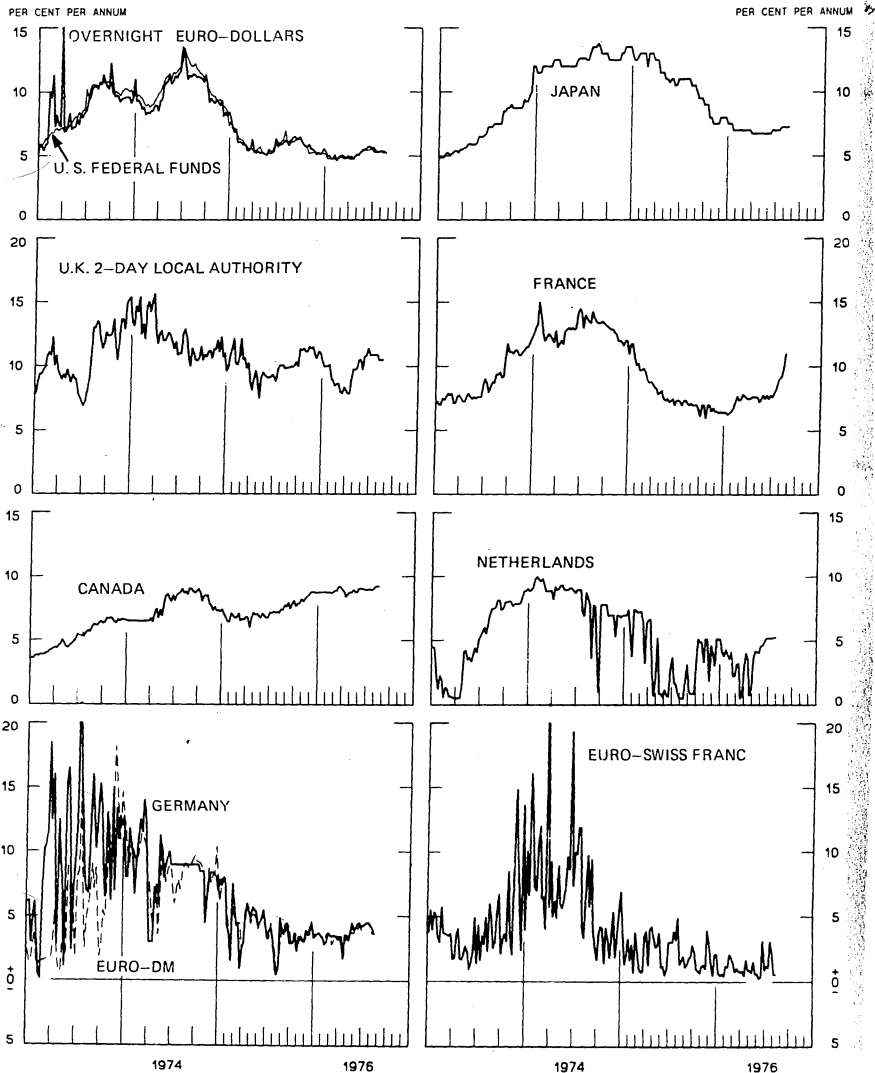


Chart 5
3-MONTH INTEREST RATES
WEEKLY SERIES

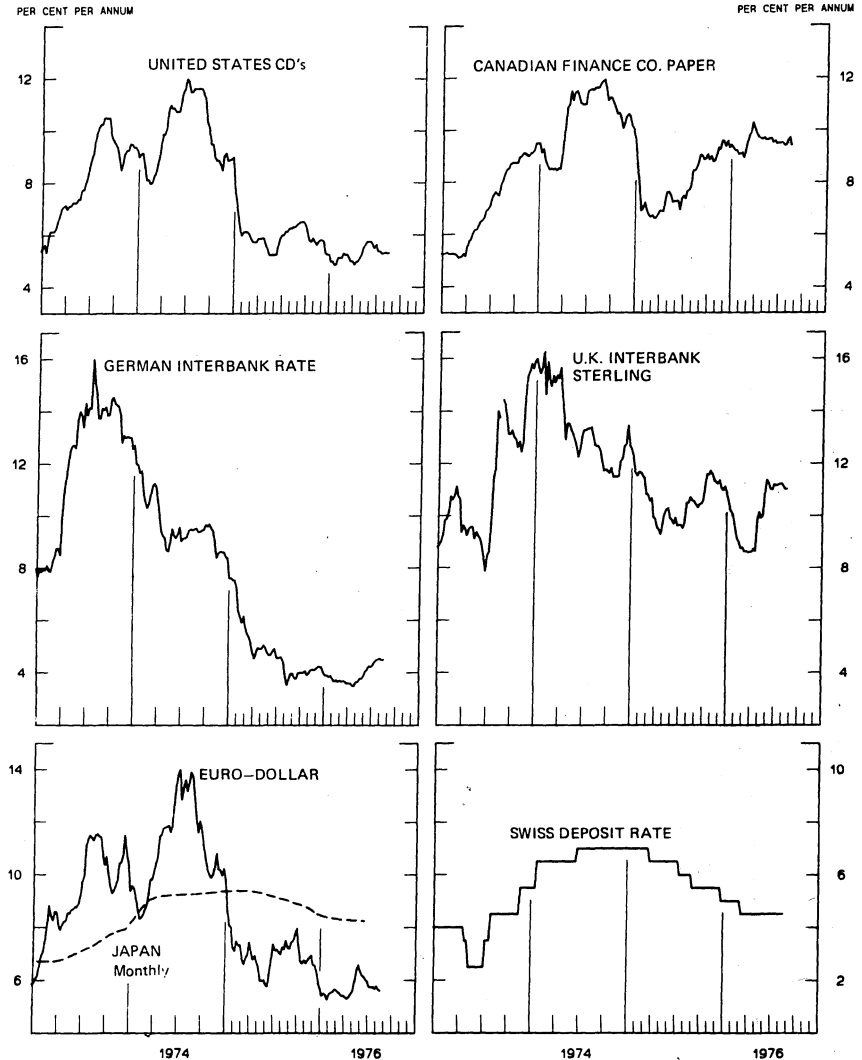


Chart 6
EURO-DOLLAR DEPOSIT RATES London
AVERAGES FOR WEEK ENDING WEDNESDAY

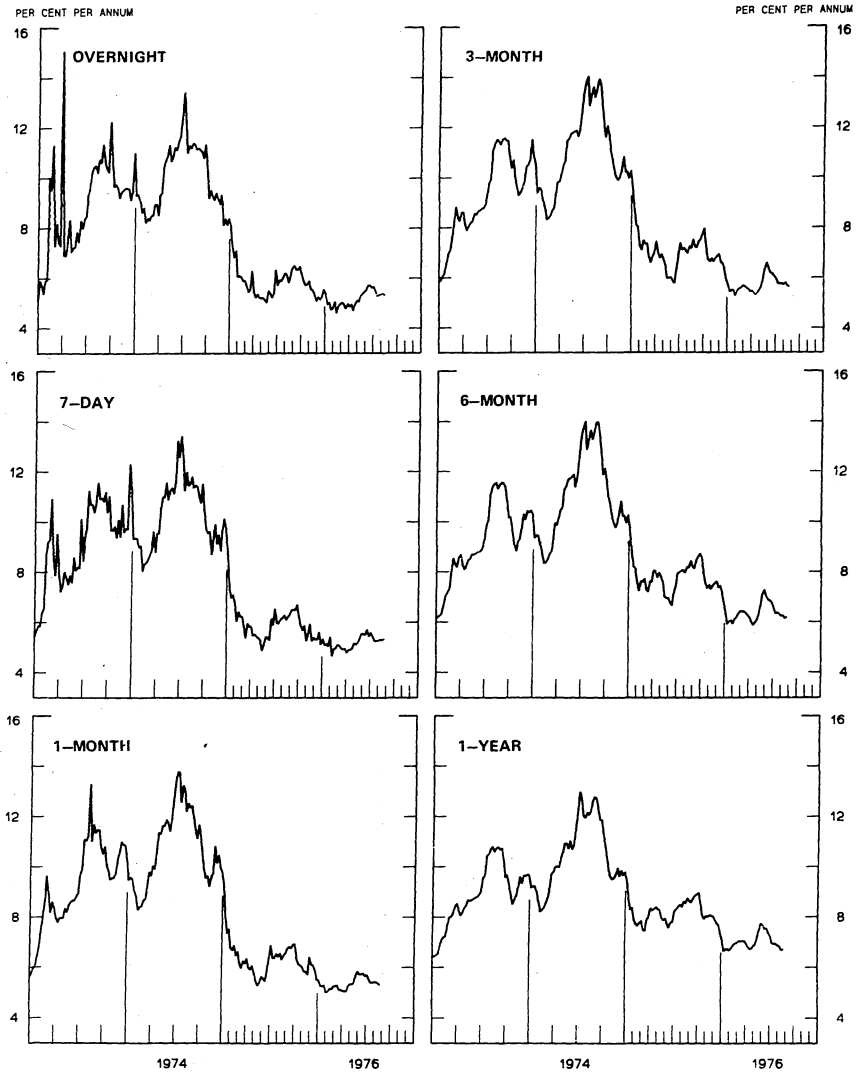


Chart 7
SELECTED EURO-DOLLAR AND U.S. MONEY MARKET RATES
 AVERAGES FOR WEEK ENDING WEDNESDAY

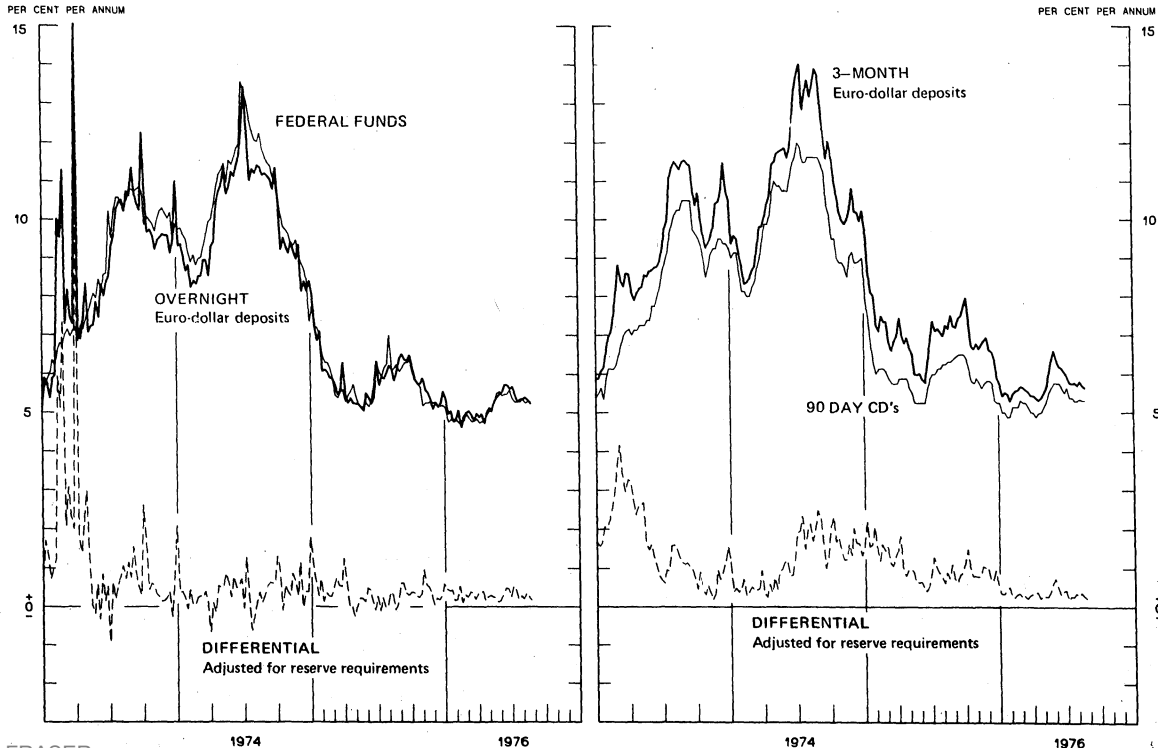


Chart 8

INTEREST ARBITRAGE: 3-MONTH FUNDS

AVERAGES FOR WEEK ENDING WEDNESDAY

DIFFERENTIAL: PLUS(+), INDICATES FAVOR DOLLAR ASSETS

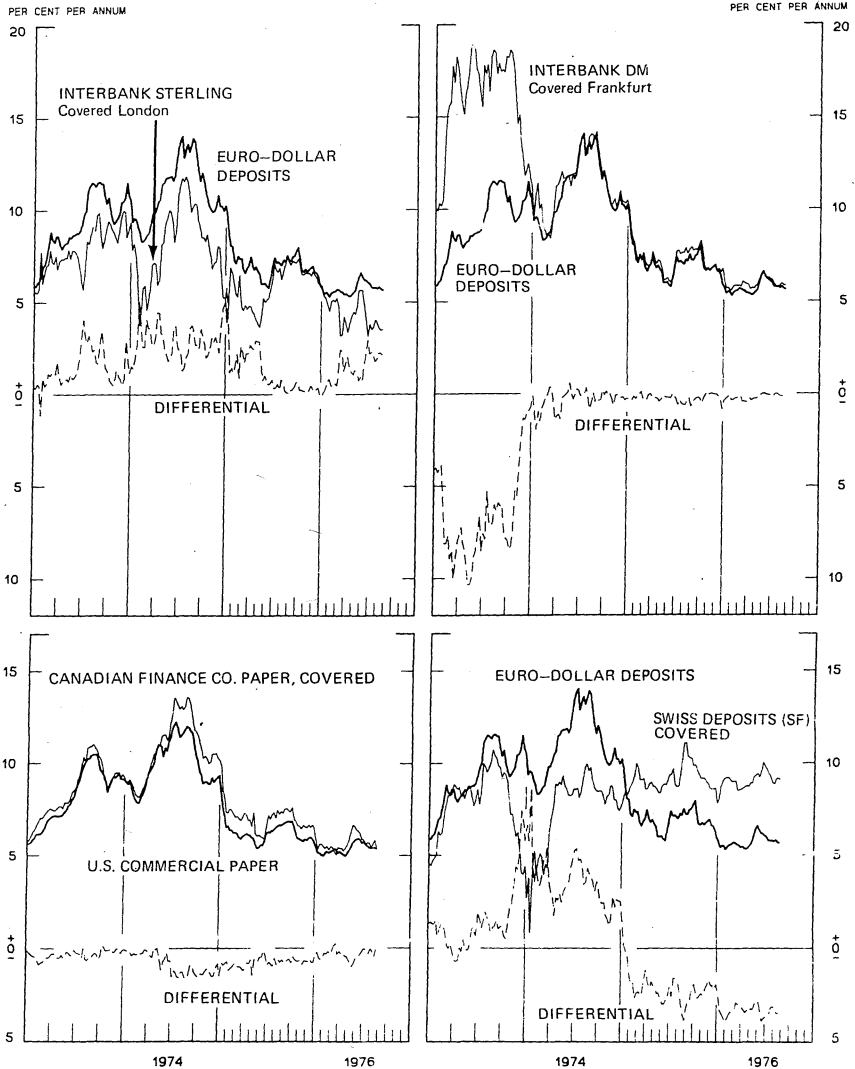


Chart 9
LONG-TERM GOVERNMENT BOND YIELDS
 WEEKLY SERIES

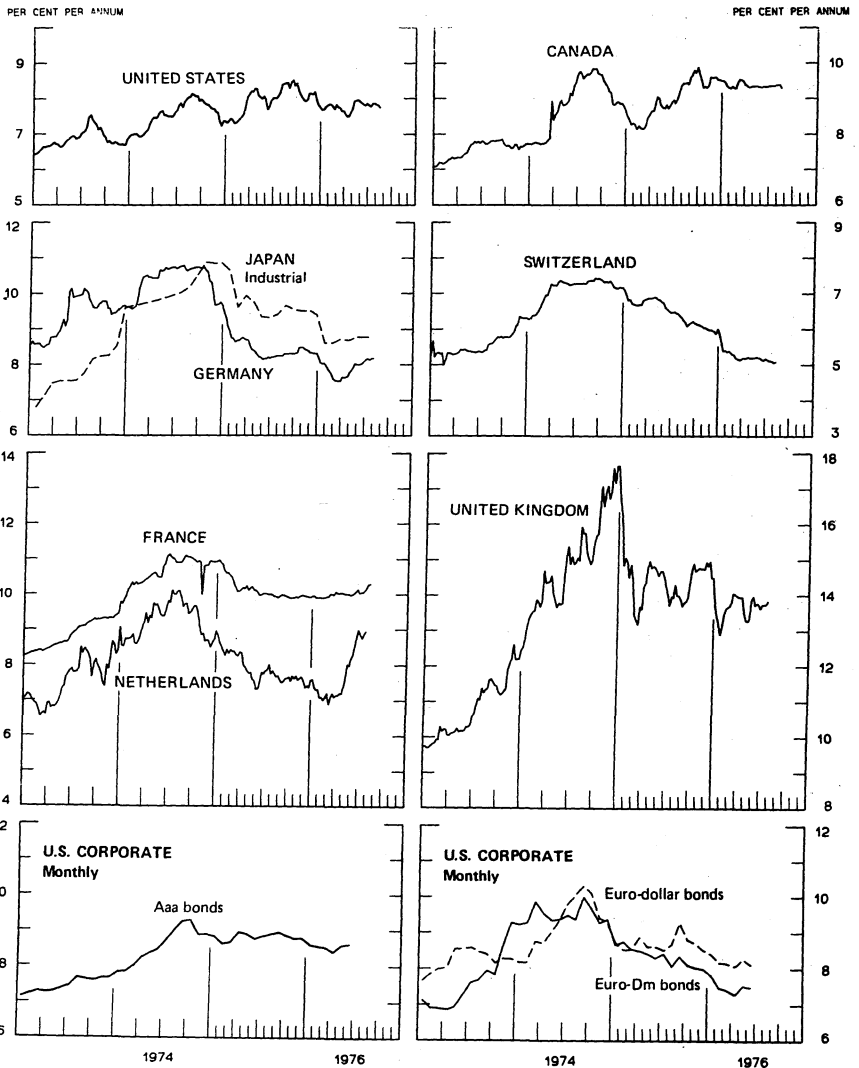
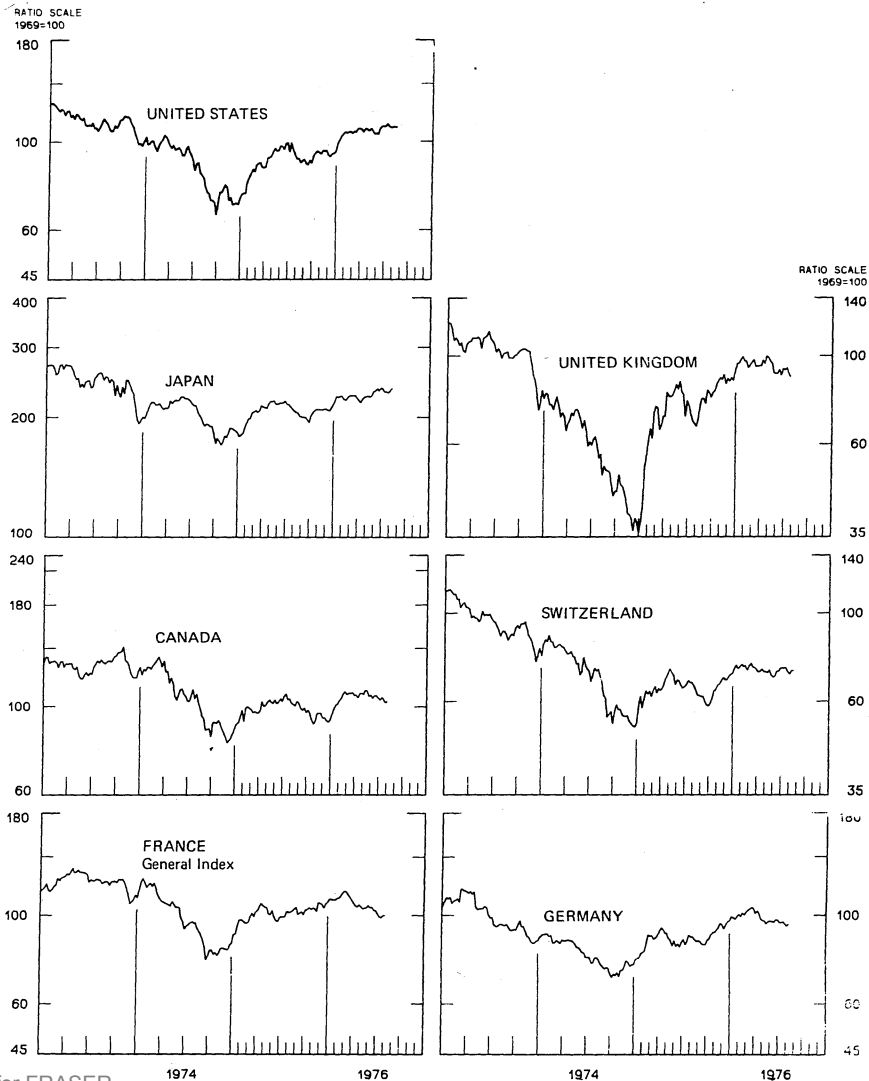


Chart 10
INDUSTRIAL STOCK INDEXES
 WEEKLY SERIES



SERIES NAME

LAST VALUE PLOTTED
DATE VALUE

CHART 1. SPOT EXCHANGE RATES

U.S. DOLLAR, WEIGHTED AVERAGE	AUG. 25	90.38
JAPANESE YEN	AUG. 25	124.55
GERMAN MARK	AUG. 25	145.30
DUTCH GUILDER	AUG. 25	135.73
U.K. POUND	AUG. 25	74.09
CANADIAN DOLLAR	AUG. 25	109.62
FRENCH FRANC	AUG. 25	111.53
SWISS FRANC	AUG. 25	176.65
BELGIAN FRANC	AUG. 25	128.77
ITALIAN LIRA	AUG. 25	74.54

CHART 2. 3-MONTH FORWARD EXCHANGE RATES

CANADIAN DOLLAR	AUG. 25	-3.98
U.K. POUND	AUG. 25	-7.56
GERMAN MARK	AUG. 25	1.32
FRENCH FRANC	AUG. 25	-5.40
SWISS FRANC	AUG. 25	4.60
DUTCH GUILDER	AUG. 25	-9.71
JAPANESE YEN	AUG. 25	-0.04

CHART 3. GOLD PRICE IN LONDON

U.S. DOLLAR PER FINE OUNCE	AUG. 25	106.67
----------------------------	---------	--------

CHART 4. CALL MONEY RATES

U.S. FEDERAL FUNDS	AUG. 25	5.28
OVERNIGHT EURO-DOLLAR DEPOSITS	AUG. 25	5.23
U.K. 2-DAY LOCAL AUTHORITY DEPOSITS	AUG. 20	10.50
CANADA	AUG. 20	9.20
GERMANY	AUG. 20	3.60
EURO-DM	AUG. 13	3.63
JAPAN	AUG. 20	7.25
FRANCE	AUG. 20	11.00
NETHERLANDS	JULY 30	5.25
EURO-SWISS FRANC	AUG. 13	0.55

CHART 5. 3-MONTH INTEREST RATES

U.S. CD'S (60-89 DAYS)	AUG. 25	5.30
GERMAN INTERBANK LOAN	AUG. 25	4.50
JAPANESE COMPOSITE LOAN	JUNE	8.24
EURO-DOLLAR DEPOSIT	AUG. 25	5.63
CANADIAN FINANCE COMPANY PAPER	AUG. 25	9.40
INTERBANK STERLING	AUG. 25	11.08
SWISS DEPOSIT	AUG. 25	4.50

SERIES NAME

LAST VALUE PLOTTED
DATE VALUE

CHART 6. EURO-DOLLAR DEPOSIT RATES: LONDON

OVERNIGHT	AUG. 25	5.23
7-DAY	AUG. 25	5.33
1-MONTH	AUG. 25	5.31
3-MONTH	AUG. 25	5.63
6-MONTH	AUG. 25	6.18
1-YEAR	AUG. 25	6.71

CHART 7. SELECTED EURO-DOLLAR AND U.S. MONEY MARKET RATES

OVERNIGHT EURO-DOLLAR DEPOSITS	AUG. 25	5.23
U.S. FEDERAL FUNDS	AUG. 25	5.28
DIFFERENTIAL ADJ. FOR RESERVE REQUIREMENTS	AUG. 25	0.17
3-MONTH EURO-DOLLAR DEPOSIT RATE	AUG. 25	5.63
U.S. CD'S (60-89 DAYS)	AUG. 25	5.30
DIFFERENTIAL ADJ. FOR RESERVE REQUIREMENTS	AUG. 25	0.22

CHART 8. INTEREST ARBITRAGE, 3-MONTH FUNDS

EURO-DOLLAR DEPOSIT	AUG. 25	5.63
INTERBANK STERLING (LONDON), COVERED	AUG. 25	3.51
DIFFERENTIAL	AUG. 25	2.11
U.S. COMMERCIAL PAPER	AUG. 25	5.35
CANADIAN FINANCE CO. PAPER, COVERED	AUG. 25	5.42
DIFFERENTIAL	AUG. 25	-0.07
EURO-DOLLAR DEPOSIT	AUG. 25	5.63
INTERBANK DM (FRANKFURT), COVERED	AUG. 25	5.82
DIFFERENTIAL	AUG. 25	-0.19
EURO-DOLLAR DEPOSIT	AUG. 25	5.63
SWISS DEPOSIT (SF), COVERED	AUG. 25	9.10
DIFFERENTIAL	AUG. 25	-3.48

15

SERIES NAME

LAST VALUE PLOTTED
DATE VALUE

CHART 9. LONG TERM GOVERNMENT BOND YIELDS

UNITED STATES	AUG. 20	7.75
GERMANY	AUG. 6	8.17
JAPAN (MONTHLY)	JULY	8.76
SWITZERLAND	AUG. 13	5.08
CANADA	AUG. 20	9.28
FRANCE	AUG. 13	10.29
NETHERLANDS	JULY 30	8.94
UNITED KINGDOM	JULY 30	13.84

U.S. CORPORATE

AAA BONDS	JUNE	8.62
EURO-DM BONDS	JUNE	7.48
EURO-DOLLAR BONDS	JUNE	8.11

CHART 10. INDUSTRIAL STOCK INDEXES

UNITED STATES	AUG. 20	108.56
JAPAN	AUG. 13	236.02
CANADA	AUG. 6	102.89
FRANCE	AUG. 6	100.08
UNITED KINGDOM	JULY 30	88.52
SWITZERLAND	AUG. 20	71.61
GERMANY	AUG. 13	94.87



FEDERAL RESERVE

statistical release

H.10

FOREIGN EXCHANGE RATES

AUGUST 30, 1976

FOR THE WEEK ENDING AUGUST 27, 1976

The Board of Governors of the Federal Reserve System is advised that the Federal Reserve Bank of New York has certified for customs purposes the following noon buying rate in New York City for cable transfers payable in foreign currencies:

COUNTRY	MONETARY UNIT	(RATE U.S. CENTS)				
		AUG. 23	AUG. 24	AUG. 25	AUG. 26	AUG. 27
AUSTRALIA	DOLLAR	124.2500	124.2900	124.3700	124.3000	124.4500
AUSTRIA	SCHILLING	5.57000	5.59000	5.57000	5.58000	5.60000
BELGIUM	FRANC	2.57100	2.58400	2.58230	2.58080	2.57500
CANADA	DOLLAR	101.3800	101.4000	101.5000	101.6100	101.6200
DENMARK	KRONE	16.5300	16.5400	16.4900	16.4800	16.4900
FINLAND	MARKKA	25.7900	25.7700	25.7400	25.7300	25.7200
FRANCE	FRANC	20.0900	20.1200	20.0800	20.1900	20.1900
GERMANY	D. MARK	39.7600	39.7200	39.5600	39.6500	39.6100
INDIA	RUPEE	11.1500	11.1500	11.1500	11.1500	11.1000
IRELAND	POUND	178.2400	177.5500	177.0400	177.2300	177.0000
ITALY	LIRA	0.11920	0.11930	0.11920	0.11920	0.11860
JAPAN	YEN	0.34510	0.34670	0.34620	0.34610	0.34650
MALAYSIA	DOLLAR	39.9000	39.9000	39.8900	39.7900	39.7800
MEXICO	PESO	8.0000	8.0000	8.0000	8.0000	8.0000
NETHERLANDS	GUILDER	37.4500	37.6100	37.8400	38.0500	37.5600
NEW ZEALAND	DOLLAR	99.6400	99.6800	99.5800	99.4900	99.9000
NORWAY	KRONE	18.2500	18.2300	18.1500	18.1600	18.1700
PORTUGAL	ESCUDDO	3.1800	3.1800	3.2000	3.2100	3.1900
SOUTH AFRICA	RAND	114.8500	114.8500	114.8500	114.8500	114.8500
SPAIN	PESATA	1.4663	1.4695	1.4685	1.4680	1.4688
SRI LANKA	RUPEE	11.5000	11.5000	11.5000	11.5000	11.5300
SWEDEN	KRONA	22.7800	22.7700	22.6900	22.7100	22.7200
SWITZERLAND	FRANC	40.4100	40.4200	40.3500	40.4100	40.3600
UNITED KINGDOM	POUND	178.2400	177.5500	177.0400	177.2300	177.0000

19