

113

LIBRARY
AUG 26 1976
FEDERAL RESERVE BANK
OF RICHMOND

Selected Interest & Exchange Rates

Weekly Series of Charts

AUGUST 23, 1976

**Prepared by the
FINANCIAL MARKETS
SECTION**

**DIVISION OF
INTERNATIONAL FINANCE**

**BOARD OF GOVERNORS
FEDERAL RESERVE SYSTEM
Washington, D.C. 20551**

Table of Contents

TABLES

- 1. LATEST FIGURES PLOTTED
- 2. DAILY CERTIFIED SPOT EXCHANGE RATES--H.10 RELEASE

CHARTS

- 1. SPOT EXCHANGE RATE INDEXES
- 2. 3-MONTH FORWARD EXCHANGE RATES
- 3. GOLD PRICE--LONDON
- 4. CALL MONEY RATES
- 5. 3-MONTH INTEREST RATES
- 6. EURO-DOLLAR DEPOSIT RATES
- 7. SELECTED EURO-DOLLAR AND U.S. MONEY MARKET RATES
- 8. INTEREST ARBITRAGE: 3-MONTH FUNDS
- 9. LONG-TERM GOVERNMENT BOND YIELDS
- 10. INDUSTRIAL STOCK INDEXES

SUBSCRIPTION RATES:

Weekly \$15.00 per year or \$40 each in the United States, its possessions, Canada, and Mexico; 10 or more of the same issue to one address, \$13.50 per year or \$.35 each. Elsewhere, \$20.00 per year or \$.50 each. Address requests to Publications Services, Division of Administrative Services, and make payment remittance payable to the order of the Board of Governors of the Federal Reserve System in a form collectible at par in U.S. Currency.

Chart 1 SPOT EXCHANGE RATES

DOLLAR PRICES OF FOREIGN CURRENCIES AND WEIGHTED AVERAGE VALUES (DASHED LINE)

AVERAGES FOR WEEK ENDING WEDNESDAY

RATIO SCALE
MAY 1970 PARITY=100

RATIO SCALE
MAY 1970 PARITY=100

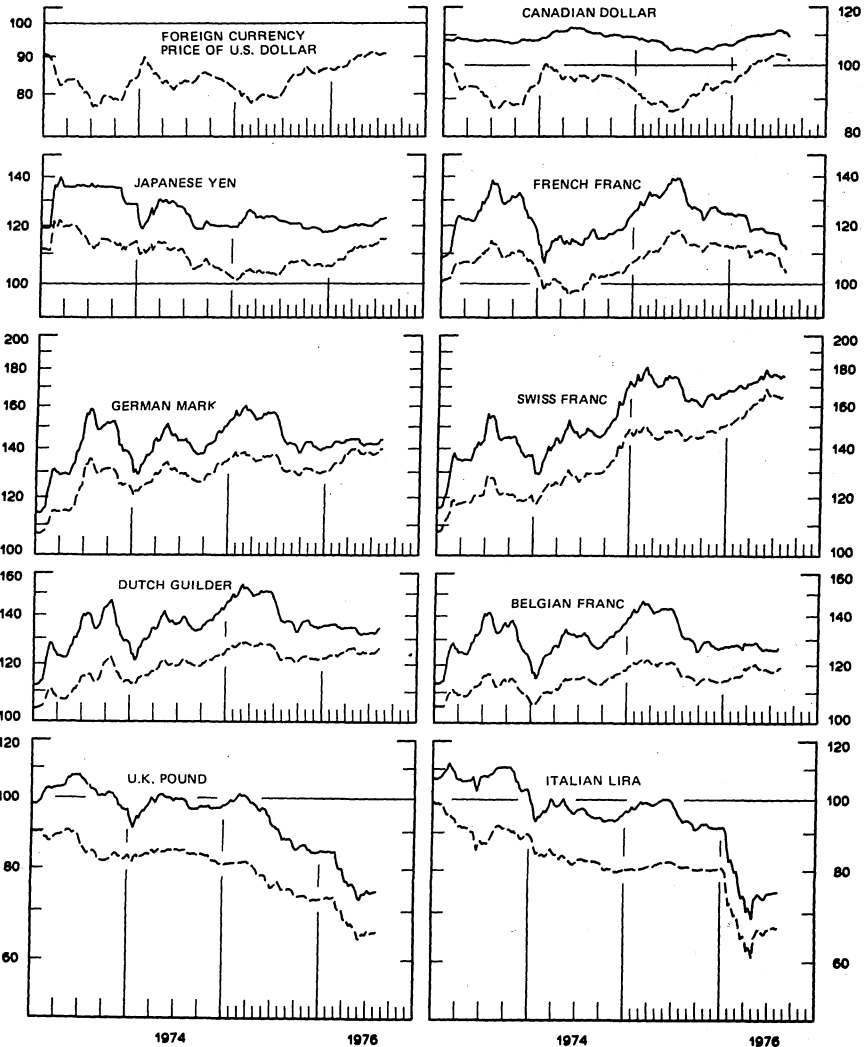


Chart 2

3-MONTH FORWARD EXCHANGE RATES

PREMIUMS (+), OR DISCOUNT (-)

AVERAGES FOR WEEK ENDING WEDNESDAY

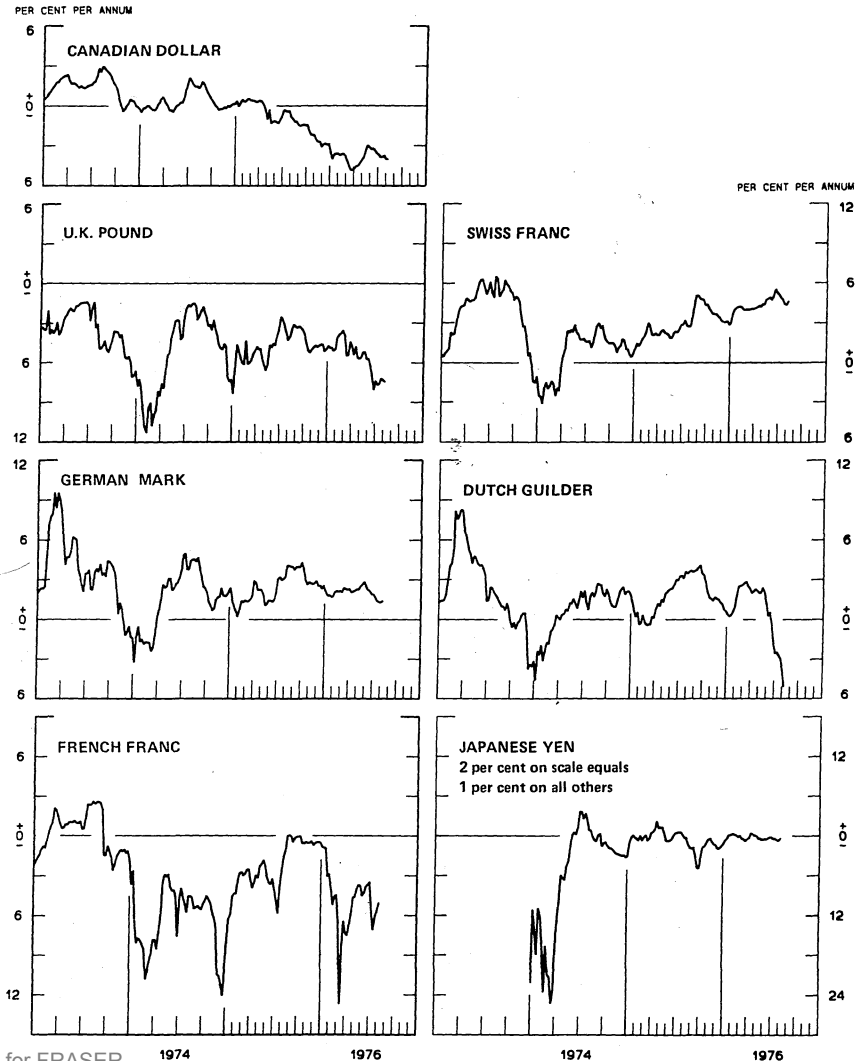


Chart 3
PRICE OF GOLD IN LONDON
AVERAGES FOR WEEK ENDING WEDNESDAY

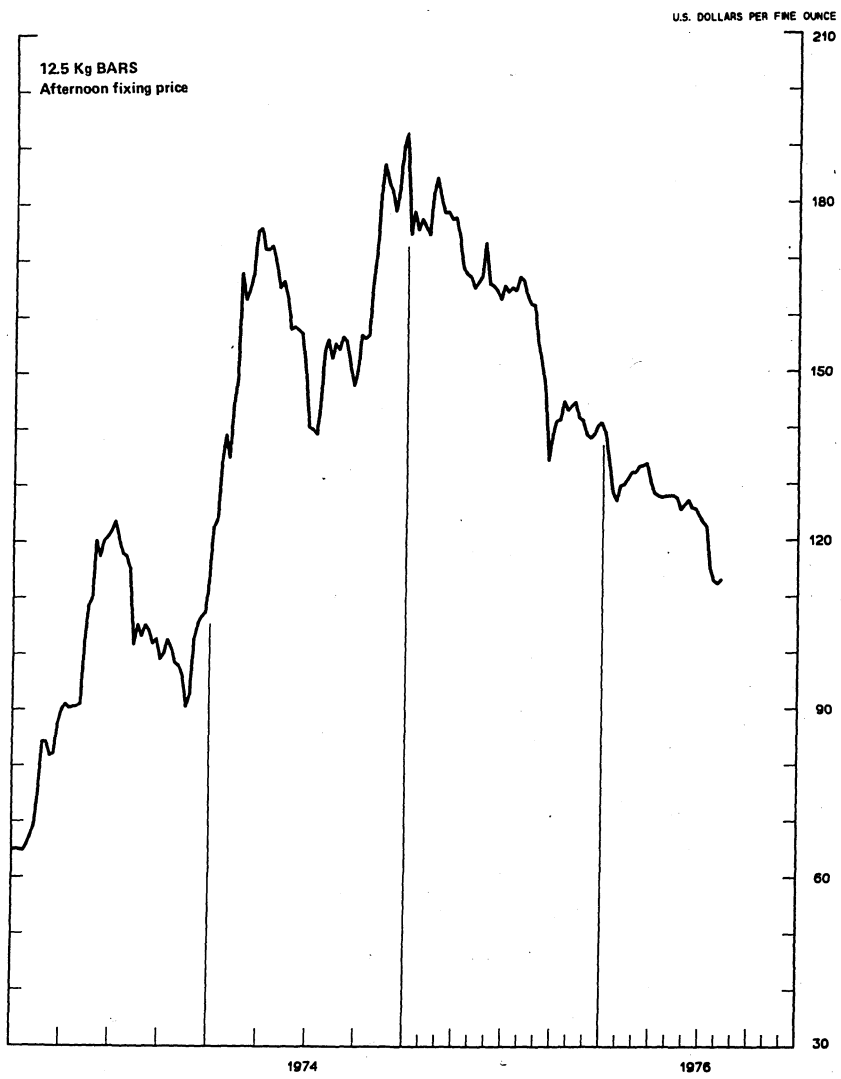


Chart 4
CALL MONEY RATES
WEEKLY SERIES

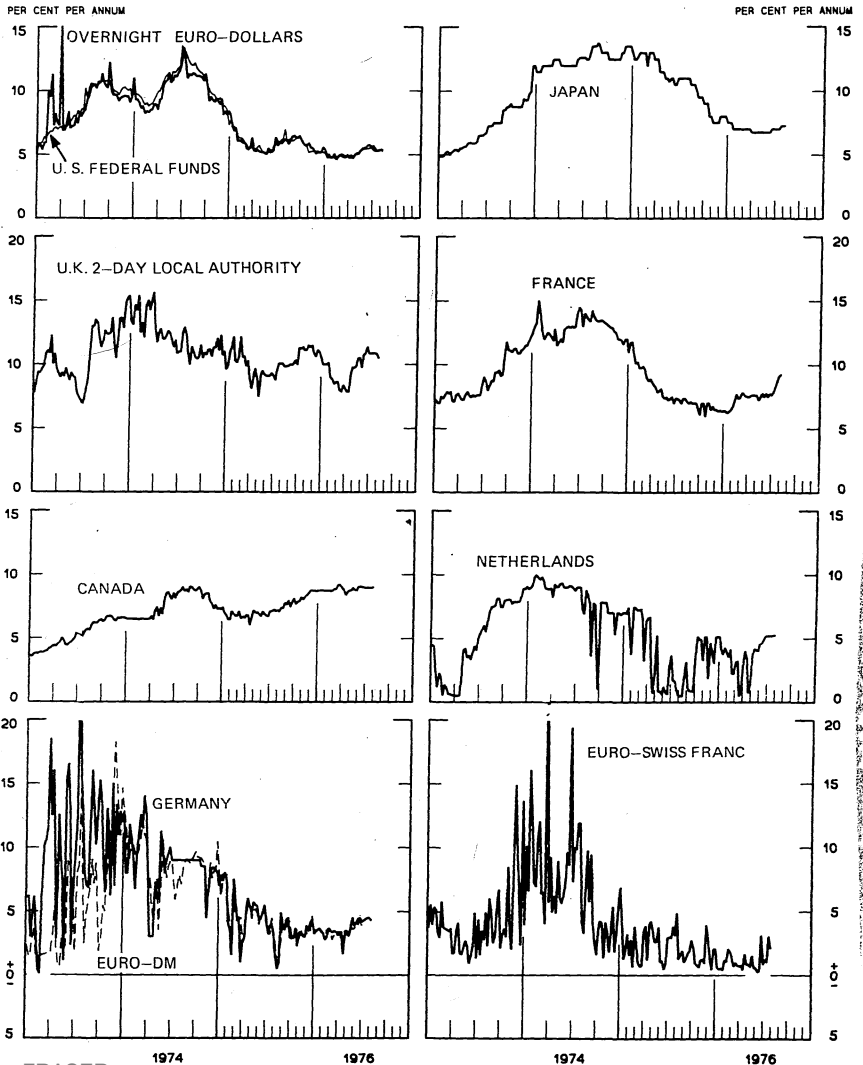


Chart 5
3-MONTH INTEREST RATES
 WEEKLY SERIES

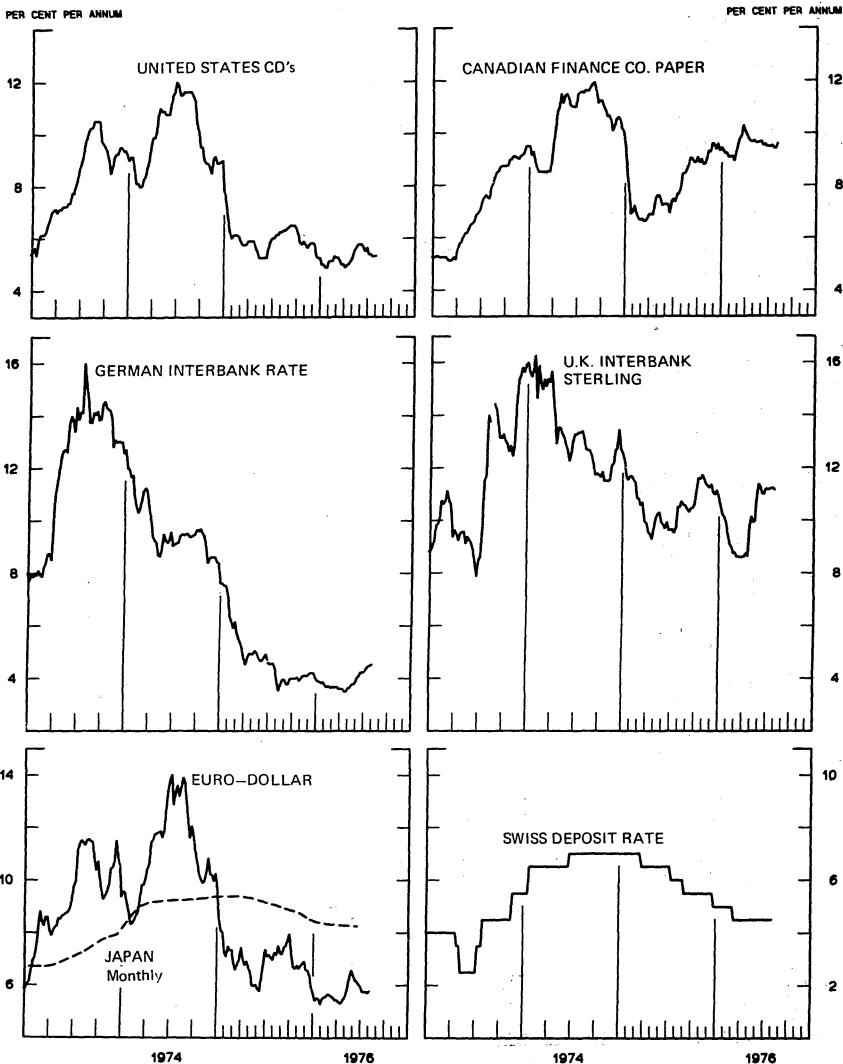


Chart 6
EURO-DOLLAR DEPOSIT RATES London
AVERAGES FOR WEEK ENDING WEDNESDAY

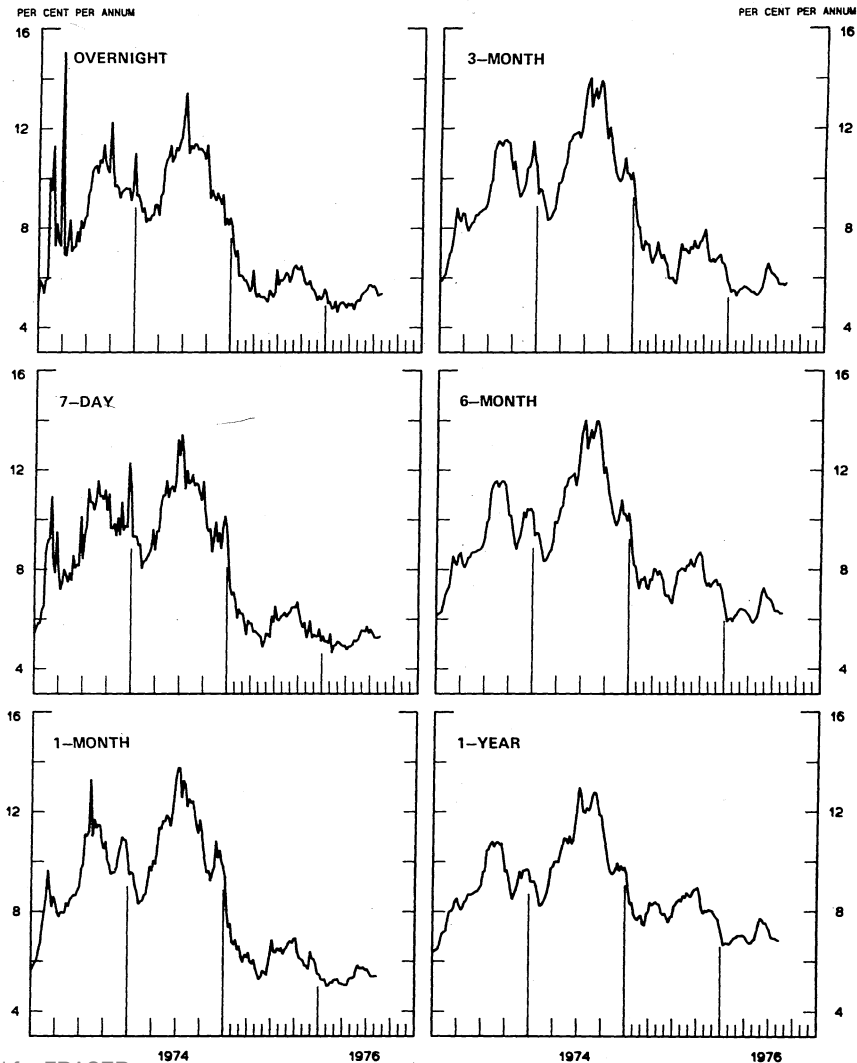


Chart 7
SELECTED EURO-DOLLAR AND U.S. MONEY MARKET RATES
 AVERAGES FOR WEEK ENDING WEDNESDAY

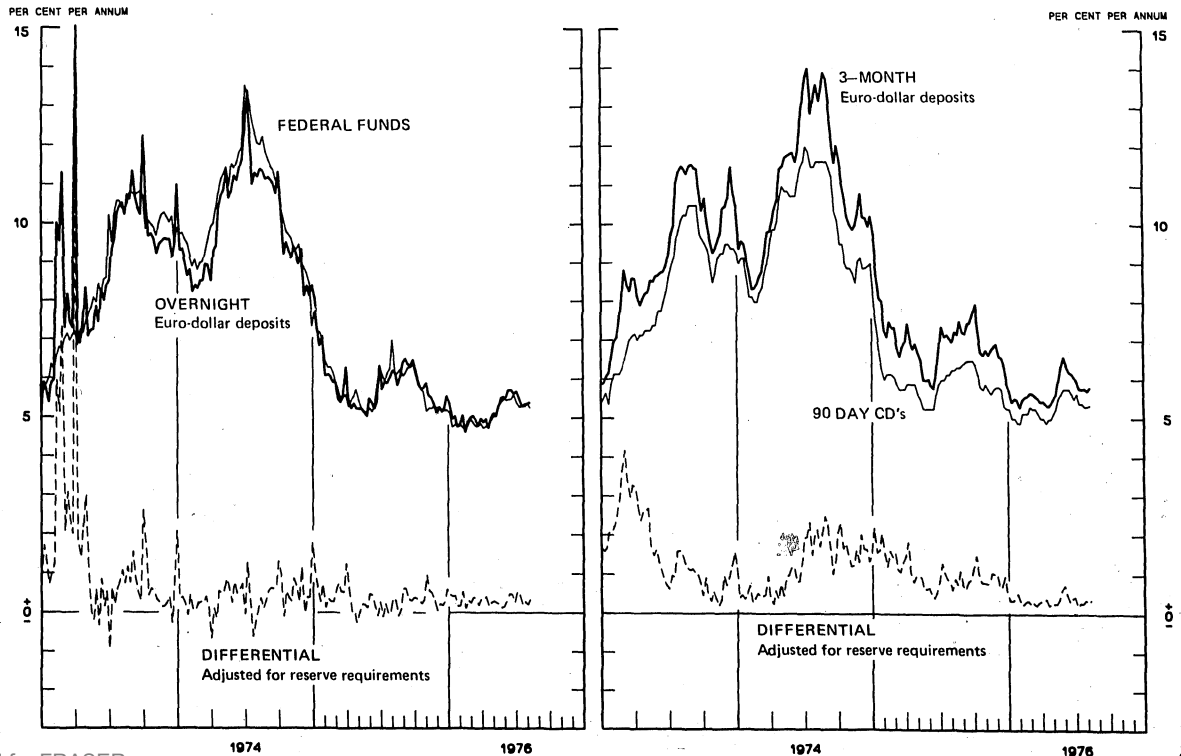


Chart 8
INTEREST ARBITRAGE: 3-MONTH FUNDS
 AVERAGES FOR WEEK ENDING WEDNESDAY
 DIFFERENTIAL: PLUS(+), INDICATES FAVOR DOLLAR ASSETS

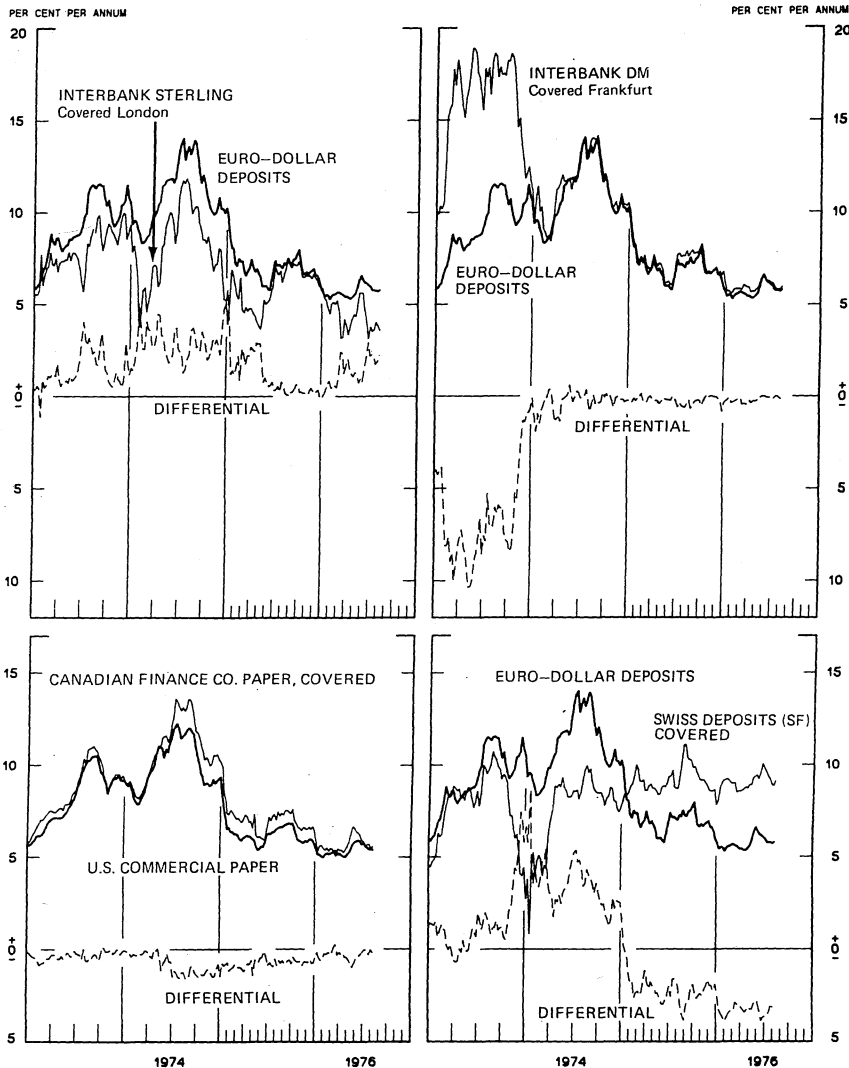


Chart 9
LONG-TERM GOVERNMENT BOND YIELDS
 WEEKLY SERIES

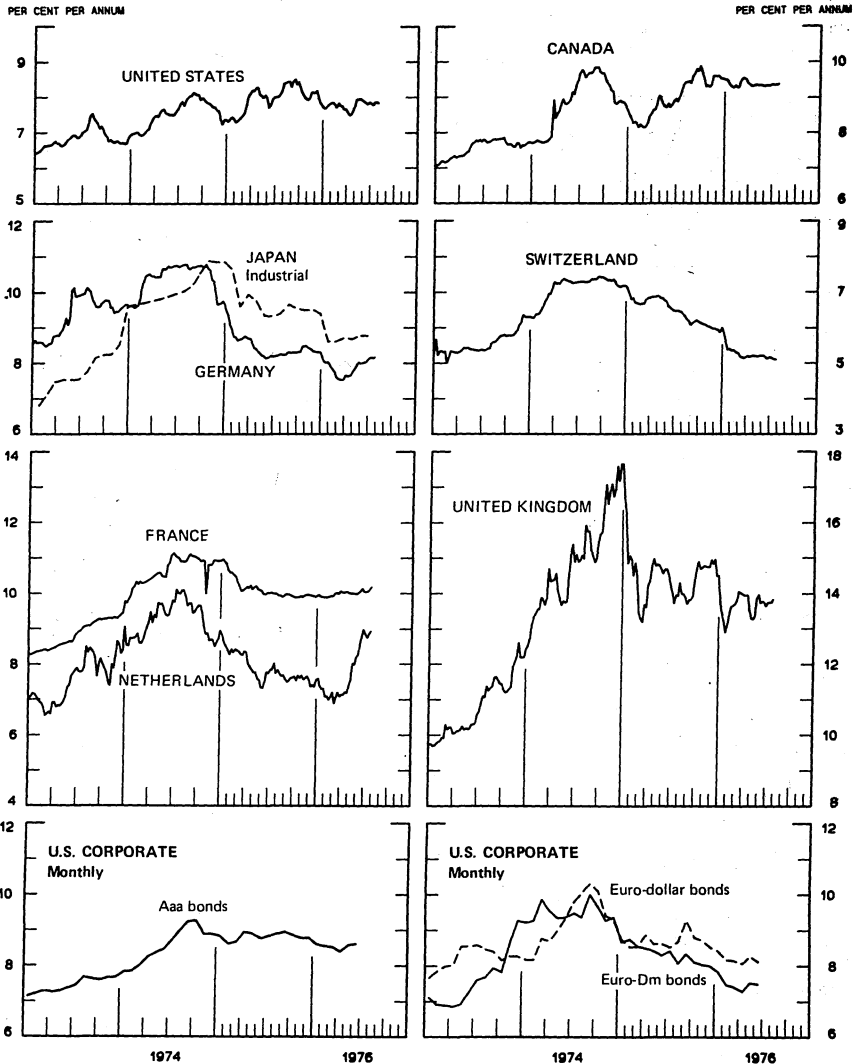
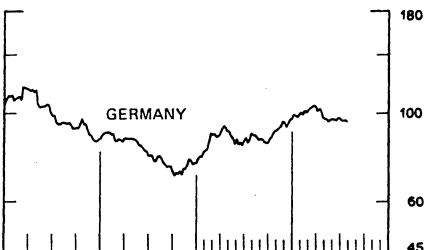
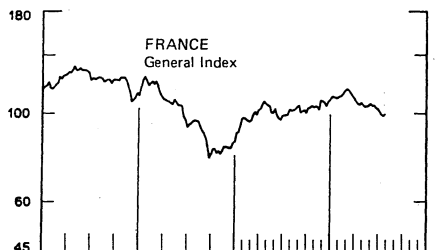
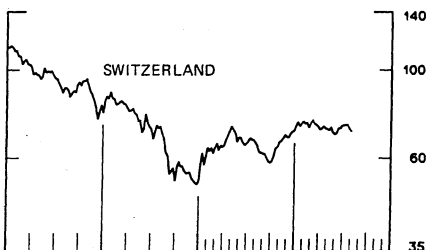
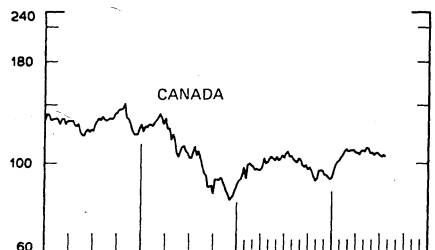
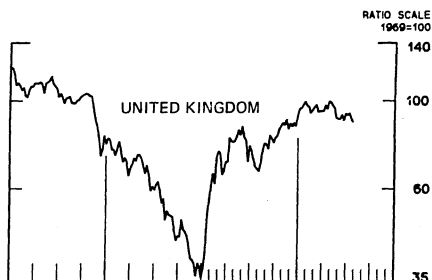
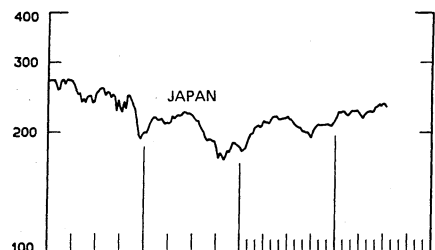
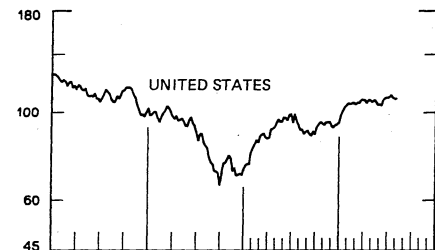


Chart 10
INDUSTRIAL STOCK INDEXES
 WEEKLY SERIES

RATIO SCALE
 1969=100



1974

1976

1974

1976

B

SERIES NAME

LAST VALUE PLOTTED
DATE VALUE

CHART 1. SPOT EXCHANGE RATES

U.S. DOLLAR, WEIGHTED AVERAGE	AUG. 18	90.44
JAPANESE YEN	AUG. 18	124.12
GERMAN MARK	AUG. 18	144.99
DUTCH GUILDER	AUG. 18	136.41
U.K. POUND	AUG. 18	74.31
CANADIAN DOLLAR	AUG. 18	109.50
FRENCH FRANC	AUG. 18	111.11
SWISS FRANC	AUG. 18	176.13
BELGIAN FRANC	AUG. 18	128.26
ITALIAN LIRA	AUG. 18	74.65

CHART 2. 3-MONTH FORWARD EXCHANGE RATES

CANADIAN DOLLAR	AUG. 18	-3.90
U.K. POUND	AUG. 18	-7.57
GERMAN MARK	AUG. 18	1.36
FRENCH FRANC	AUG. 18	-5.50
SWISS FRANC	AUG. 18	4.67
DUTCH GUILDER	AUG. 18	-8.21
JAPANESE YEN	AUG. 18	-0.31

CHART 3. GOLD PRICE IN LONDON

U.S. DOLLAR PER FINE OUNCE	AUG. 18	112.00
----------------------------	---------	--------

CHART 4. CALL MONEY RATES

U.S. FEDERAL FUNDS	AUG. 18	5.29
OVERNIGHT EURO-DOLLAR DEPOSITS	AUG. 18	5.33
U.K. 2-DAY LOCAL AUTHORITY DEPOSITS	AUG. 13	10.50
CANADA	AUG. 13	9.25
GERMANY	AUG. 13	4.00
EURO-DM	AUG. 6	4.10
JAPAN	AUG. 13	7.25
FRANCE	AUG. 13	9.81
NETHERLANDS	JULY 30	5.25
EURO-SWISS FRANC	AUG. 6	0.54

CHART 5. 3-MONTH INTEREST RATES

U.S. CD'S (60-89 DAYS)	AUG. 18	5.09
GERMAN INTERBANK LOAN	AUG. 18	4.48
JAPANESE COMPOSITE LOAN	JUNE	8.24
EURO-DOLLAR DEPOSIT	AUG. 18	5.68
CANADIAN FINANCE COMPANY PAPER	AUG. 18	9.70
INTERBANK STERLING	AUG. 18	11.04
SWISS DEPOSIT	AUG. 18	4.50

SERIES NAME

LAST VALUE PLOTTED
DATE VALUE

CHART 6. EURO-DOLLAR DEPOSIT RATES: LONDON

OVERNIGHT	AUG. 18	5.33
7-DAY	AUG. 18	5.29
1-MONTH	AUG. 18	5.38
3-MONTH	AUG. 18	5.68
6-MONTH	AUG. 18	6.14
1-YEAR	AUG. 18	6.69

CHART 7. SELECTED EURO-DOLLAR AND U.S. MONEY MARKET RATES

OVERNIGHT EURO-DOLLAR DEPOSITS	AUG. 18	5.33
U.S. FEDERAL FUNDS	AUG. 18	5.29
DIFFERENTIAL ADJ. FOR RESERVE REQUIREMENTS	AUG. 18	0.26
3-MONTH EURO-DOLLAR DEPOSIT RATE	AUG. 18	5.68
U.S. CD'S (60-89 DAYS)	AUG. 18	5.09
DIFFERENTIAL ADJ. FOR RESERVE REQUIREMENTS	AUG. 18	0.28

CHART 8. INTEREST ARBITRAGE, 3-MONTH FUNDS

EURO-DOLLAR DEPOSIT	AUG. 18	5.68
INTERBANK STERLING (LONDON), COVERED	AUG. 18	3.47
DIFFERENTIAL	AUG. 18	2.21
U.S. COMMERCIAL PAPER	AUG. 18	5.38
CANADIAN FINANCE CO. PAPER, COVERED	AUG. 18	5.80
DIFFERENTIAL	AUG. 18	-0.42
EURO-DOLLAR DEPOSIT	AUG. 18	5.68
INTERBANK DM (FRANKFURT), COVERED	AUG. 18	5.84
DIFFERENTIAL	AUG. 18	-0.17
EURO-DOLLAR DEPOSIT	AUG. 18	5.68
SWISS DEPOSIT (SF), COVERED	AUG. 18	9.17
DIFFERENTIAL	AUG. 18	-3.50

SERIES NAME

LAST VALUE PLOTTED
DATE VALUE

CHART 9. LONG TERM GOVERNMENT BOND YIELDS

UNITED STATES	AUG. 13	7.82
GERMANY	AUG. 6	8.17
JAPAN (MONTHLY)	JUNE	8.77
SWITZERLAND	AUG. 6	5.06
CANADA	AUG. 13	9.38
FRANCE	AUG. 6	10.27
NETHERLANDS	JULY 30	8.94
UNITED KINGDOM	JULY 30	13.84

U.S. CORPORATE

AAA BONDS	JUNE	8.62
EURO-DM BONDS	JUNE	7.48
EURO-DOLLAR BONDS	JUNE	8.11

CHART 10. INDUSTRIAL STOCK INDEXES

UNITED STATES	AUG. 13	108.77
JAPAN	JULY 30	230.64
CANADA	AUG. 6	102.89
FRANCE	JULY 30	99.64
UNITED KINGDOM	JULY 30	88.52
SWITZERLAND	AUG. 13	71.54
GERMANY	JULY 30	95.05



FEDERAL RESERVE

statistical release

H.10

AUGUST 23, 1976

FOREIGN EXCHANGE RATES

FOR THE WEEK ENDING AUGUST 20, 1976

The Board of Governors of the Federal Reserve System is advised that the Federal Reserve Bank of New York has certified for customs purposes the following noon buying rate in New York City for cable transfers payable in foreign currencies:

COUNTRY	MONETARY UNIT	(RATE U.S. CENTS)				
		AUG. 16	AUG. 17	AUG. 18	AUG. 19	AUG. 20
AUSTRALIA	DOLLAR	124.0300	124.1800	124.6100	124.5400	124.4100
AUSTRIA	SCHILLING	5.55000	5.58000	5.60000	5.59000	5.58000
BELGIUM	FRANC	2.55930	2.58300	2.58400	2.57400	2.56600
CANADA	DOLLAR	101.3200	101.1300	101.3500	101.4200	101.2700
DENMARK	KRONE	16.3900	16.5800	16.5500	16.5200	16.4900
FINLAND	MARKKA	25.6900	25.7700	25.8000	25.7900	25.7700
FRANCE	FRANC	19.9800	20.0400	20.0700	20.0600	20.0500
GERMANY	D. MARK	39.5600	39.8800	39.8300	39.7500	39.7000
INDIA	RUPEE	11.1500	11.1500	11.1500	11.1500	11.1500
IRELAND	POUND	178.1400	178.6400	178.3000	178.1500	178.0800
ITALY	LIRA	0.11930	0.11940	0.11950	0.11940	0.11920
JAPAN	YEN	0.34440	0.34740	0.34690	0.34630	0.34560
MALAYSIA	DOLLAR	40.2100	40.1800	40.3100	40.0700	39.9800
MEXICO	PESO	8.0000	8.0000	8.0000	8.0000	8.0000
NETHERLANDS	GUILDER	37.3700	37.4500	37.4100	37.3100	37.2600
NEW ZEALAND	DOLLAR	99.4600	99.6200	99.9500	99.7900	99.7500
NRWAY	KRONE	18.1100	18.2700	18.2600	18.2200	18.1900
PORTUGAL	ESCUDO	3.1900	3.1800	3.2100	3.2100	3.2100
SOUTH AFRICA	RAND	114.8500	114.8500	114.8500	114.8500	114.8500
SPAIN	PESATA	1.4640	1.4670	1.4695	1.4682	1.4645
SRI LANKA	RUPEE	11.5000	11.5000	11.5000	11.5000	11.5000
SWEDEN	KRONA	22.6300	22.8300	22.8000	22.7800	22.6900
SWITZERLAND	FRANC	40.2100	40.4700	40.4800	40.4100	40.3900
UNITED KINGDOM	POUND	178.1400	178.6400	178.3000	178.1500	178.0800

16