

113



Selected Interest & Exchange Rates

Weekly Series of Charts

AUGUST 16, 1976

**Prepared by the
FINANCIAL MARKETS
SECTION**

**DIVISION OF
INTERNATIONAL FINANCE**

**BOARD OF GOVERNORS
FEDERAL RESERVE SYSTEM
Washington, D.C. 20551**

Table of Contents

TABLES

1. LATEST FIGURES PLOTTED
2. DAILY CERTIFIED SPOT EXCHANGE RATES--
H.10 RELEASE

CHARTS

1. SPOT EXCHANGE RATE INDEXES
2. 3-MONTH FORWARD EXCHANGE RATES
3. GOLD PRICE--LONDON
4. CALL MONEY RATES
5. 3-MONTH INTEREST RATES
6. EURO-DOLLAR DEPOSIT RATES
7. SELECTED EURO-DOLLAR AND U.S. MONEY MARKET RATES
8. INTEREST ARBITRAGE: 3-MONTH FUNDS
9. LONG-TERM GOVERNMENT BOND YIELDS
10. INDUSTRIAL STOCK INDEXES

SUBSCRIPTION RATES:

Weekly \$15.00 per year or \$.40 each in the United States, its possessions, Canada, and Mexico; 10 or more of the same issue to one address, \$13.50 per year or \$.35 each. Elsewhere, \$20.00 per year or \$.50 each. Address requests to Publications Services, Division of Administrative Services, and make payment remittance payable to the order of the Board of Governors of the Federal Reserve System in a form collectible at par in U.S. Currency.

Chart 1 SPOT EXCHANGE RATES

DOLLAR PRICES OF FOREIGN CURRENCIES AND WEIGHTED AVERAGE VALUES (DASHED LINE)
AVERAGES FOR WEEK ENDING WEDNESDAY

RATIO SCALE
MAY 1970 PARITY=100

RATIO SCALE
MAY 1970 PARITY=100

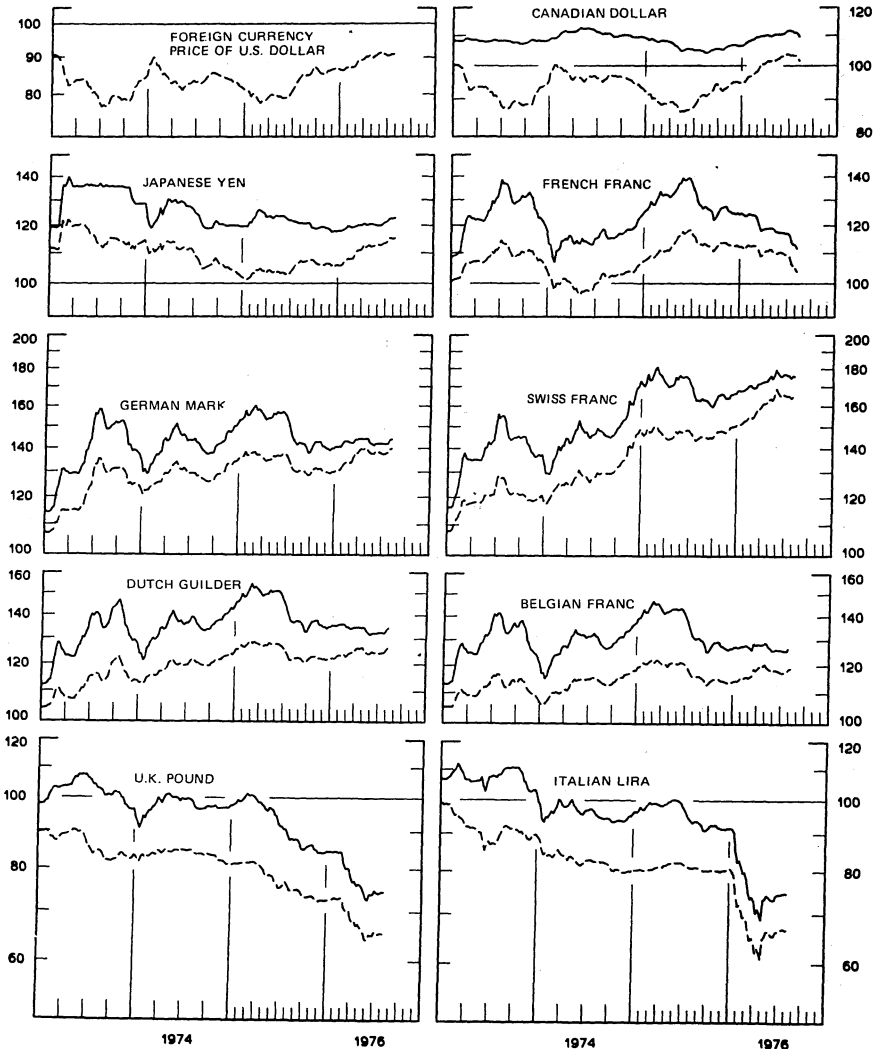


Chart 2
3-MONTH FORWARD EXCHANGE RATES
 PREMIUMS (+), OR DISCOUNT (-)
 AVERAGES FOR WEEK ENDING WEDNESDAY

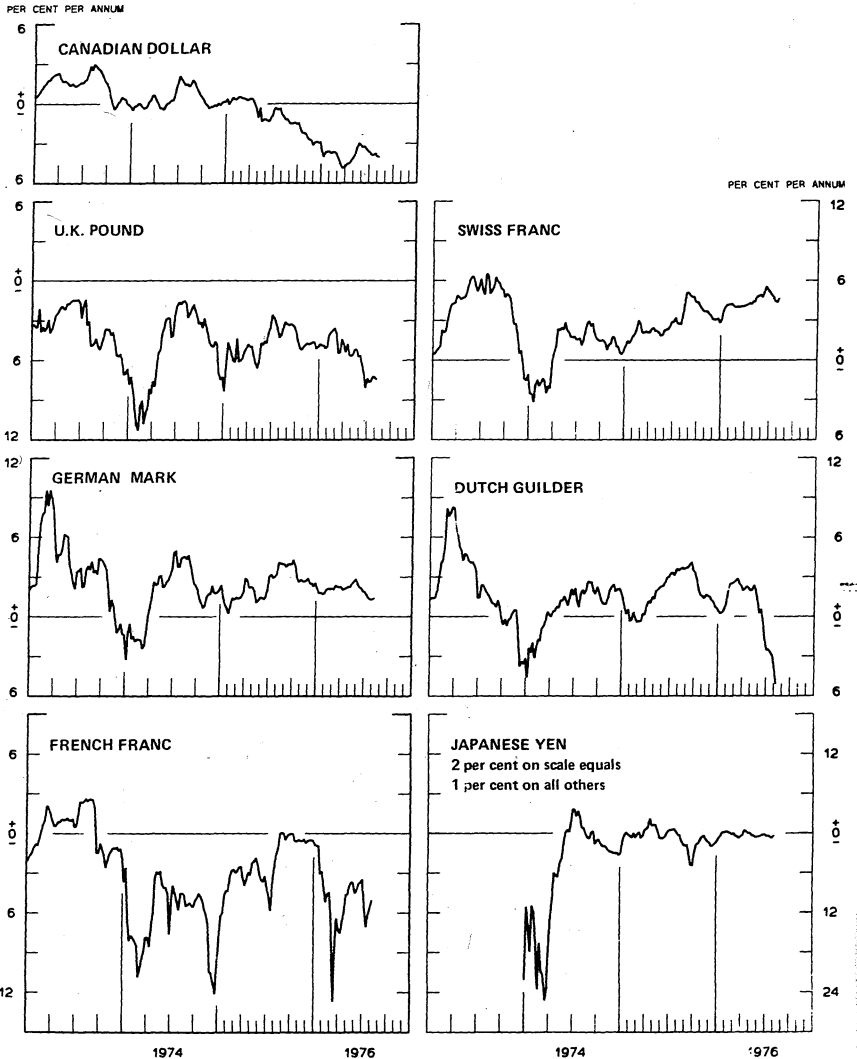


Chart 3
PRICE OF GOLD IN LONDON
AVERAGES FOR WEEK ENDING WEDNESDAY

5

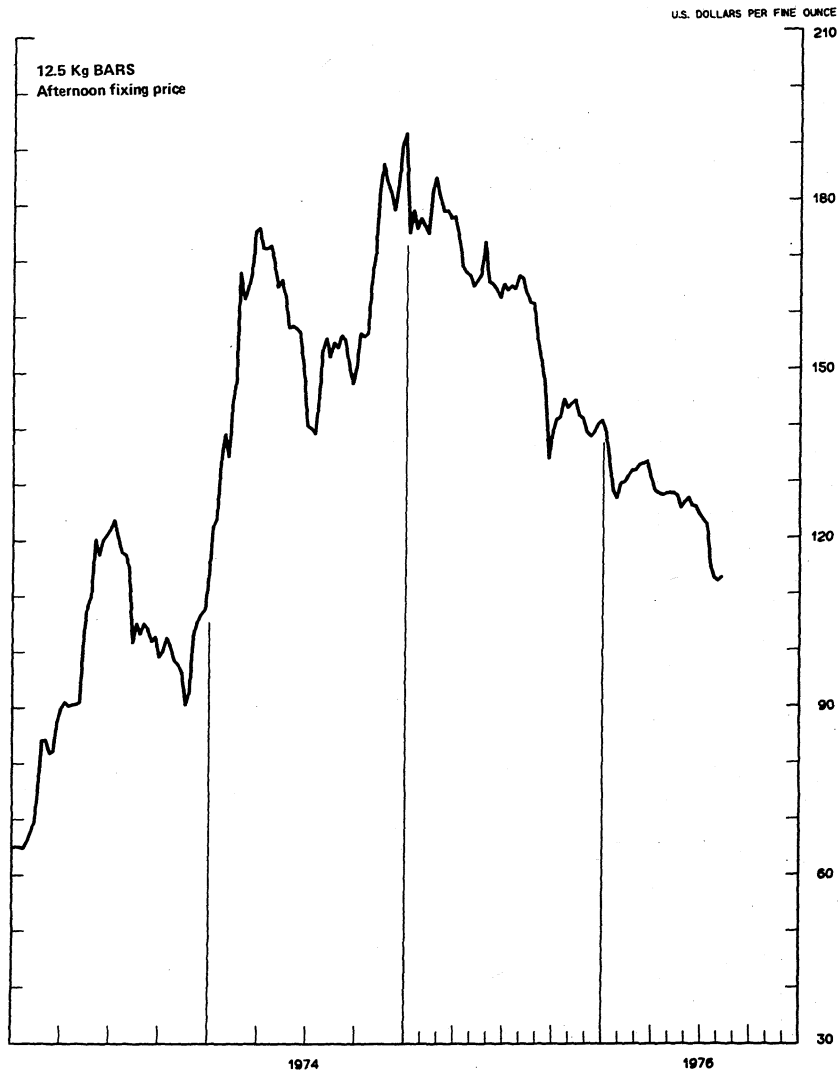


Chart 4
CALL MONEY RATES
 WEEKLY SERIES

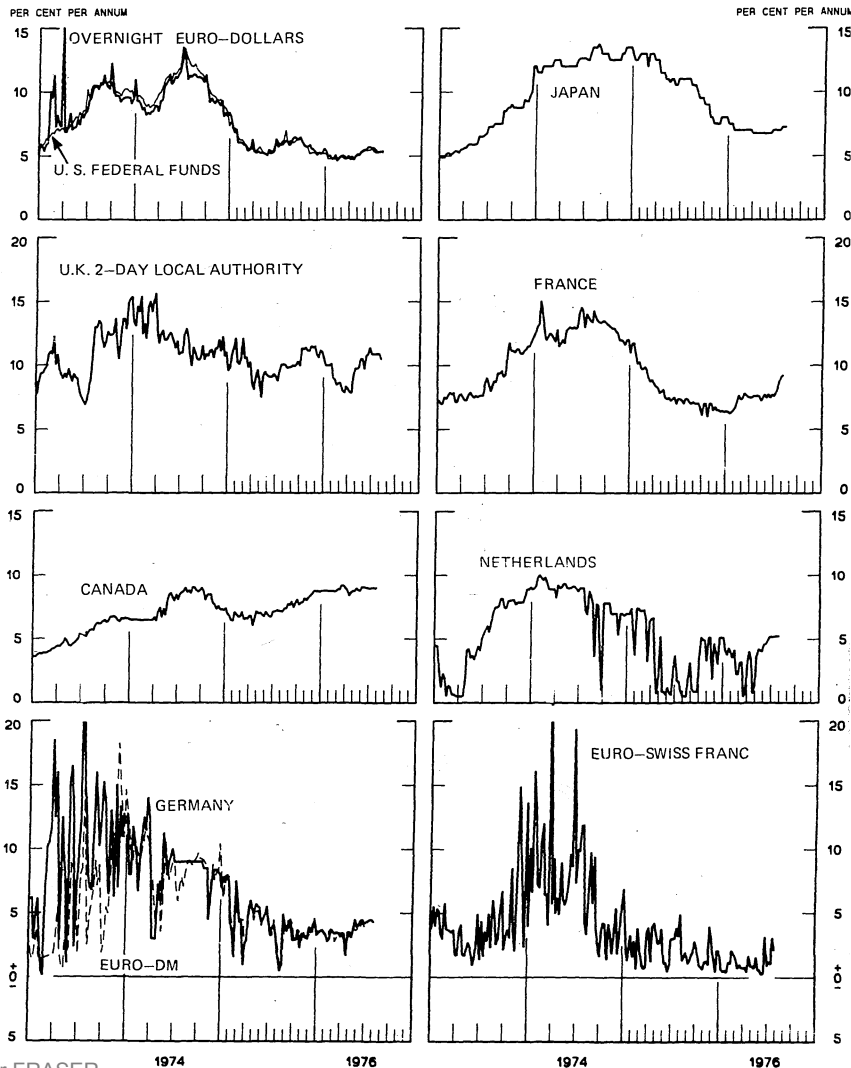


Chart 5
3-MONTH INTEREST RATES
WEEKLY SERIES

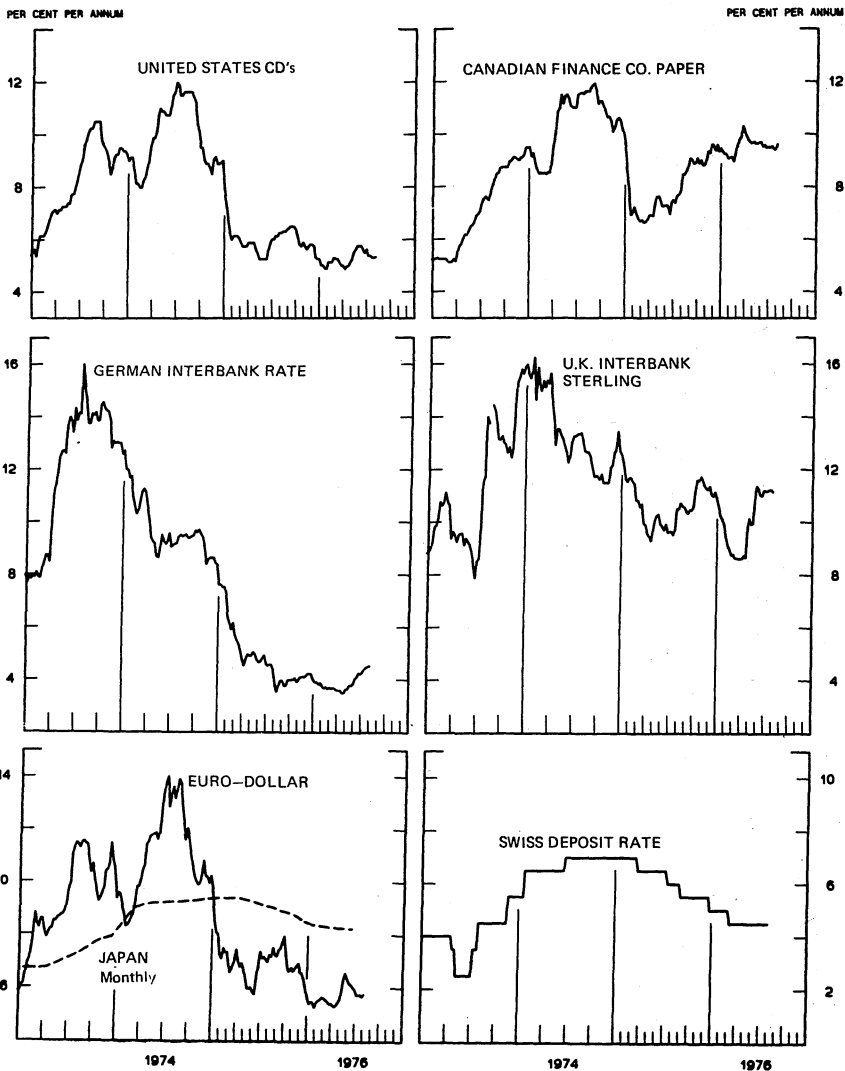


Chart 6
EURO-DOLLAR DEPOSIT RATES London
AVERAGES FOR WEEK ENDING WEDNESDAY

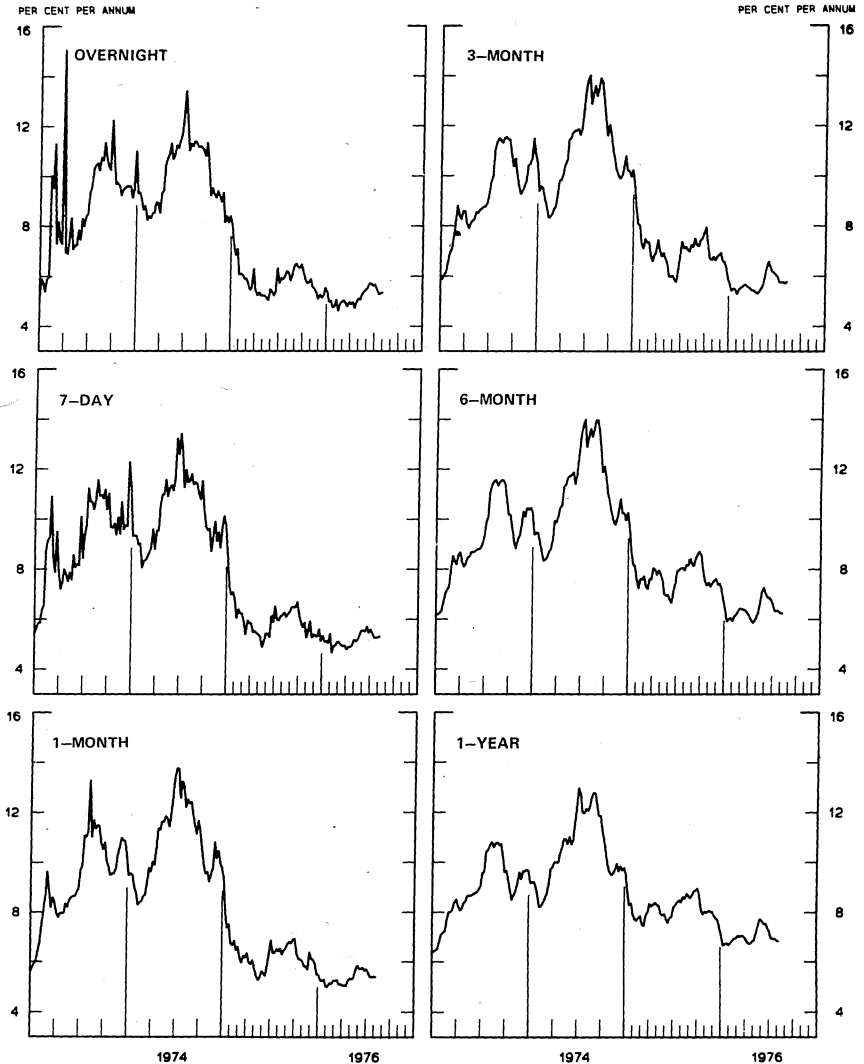
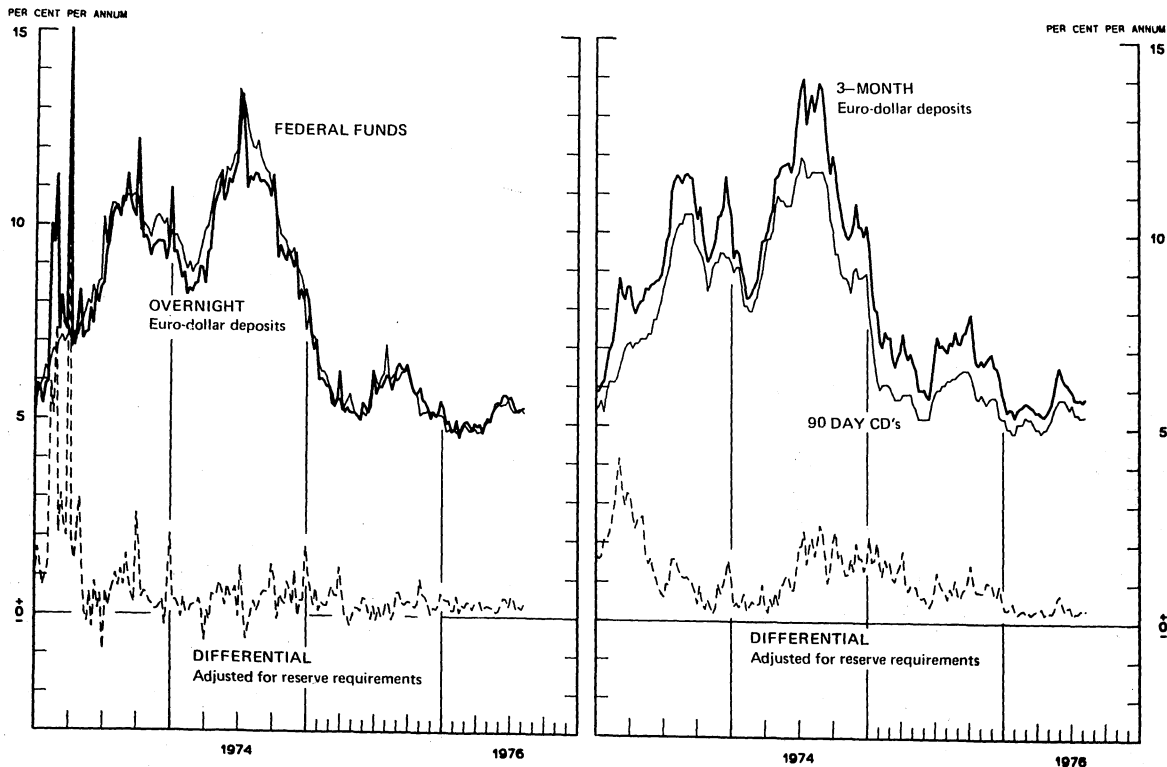


Chart 7
SELECTED EURO-DOLLAR AND U.S. MONEY MARKET RATES
 AVERAGES FOR WEEK ENDING WEDNESDAY



Favors Borrowing in U.S. if Positive

Chart 8
INTEREST ARBITRAGE: 3-MONTH FUNDS
 AVERAGES FOR WEEK ENDING WEDNESDAY
 DIFFERENTIAL: PLUS(+), INDICATES FAVOR DOLLAR ASSETS

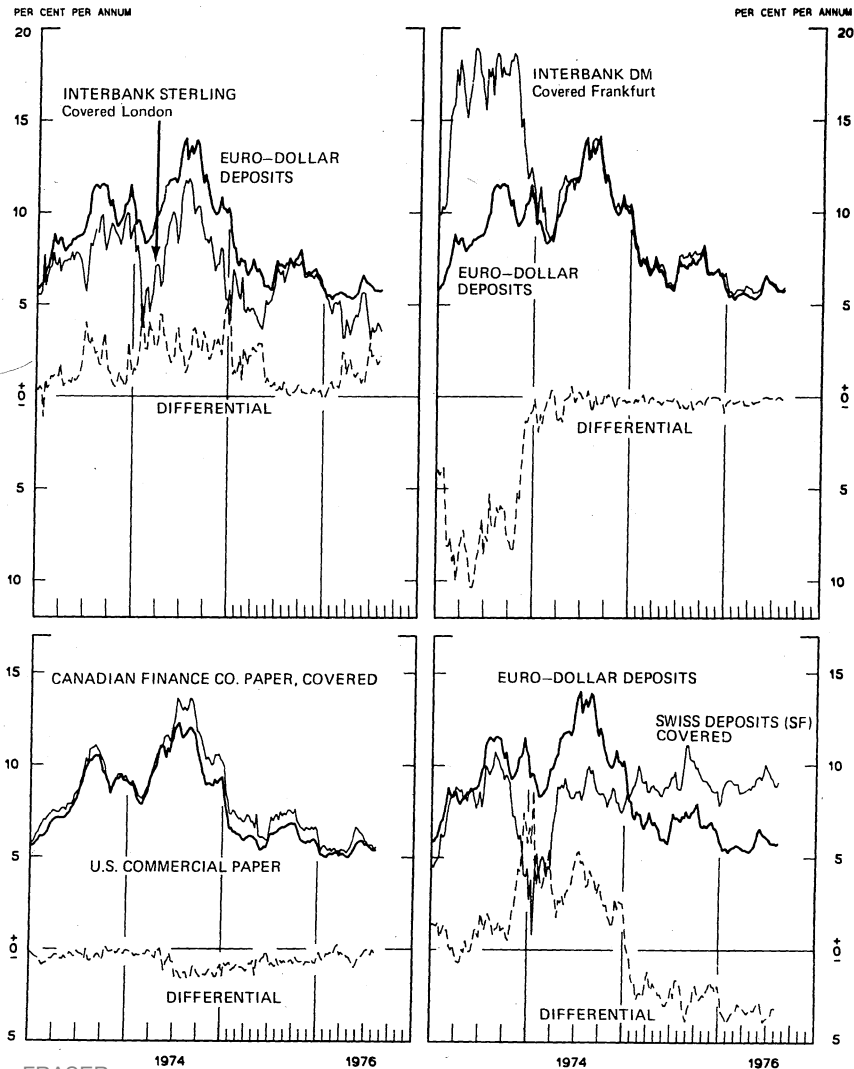


Chart 9
LONG-TERM GOVERNMENT BOND YIELDS
 WEEKLY SERIES

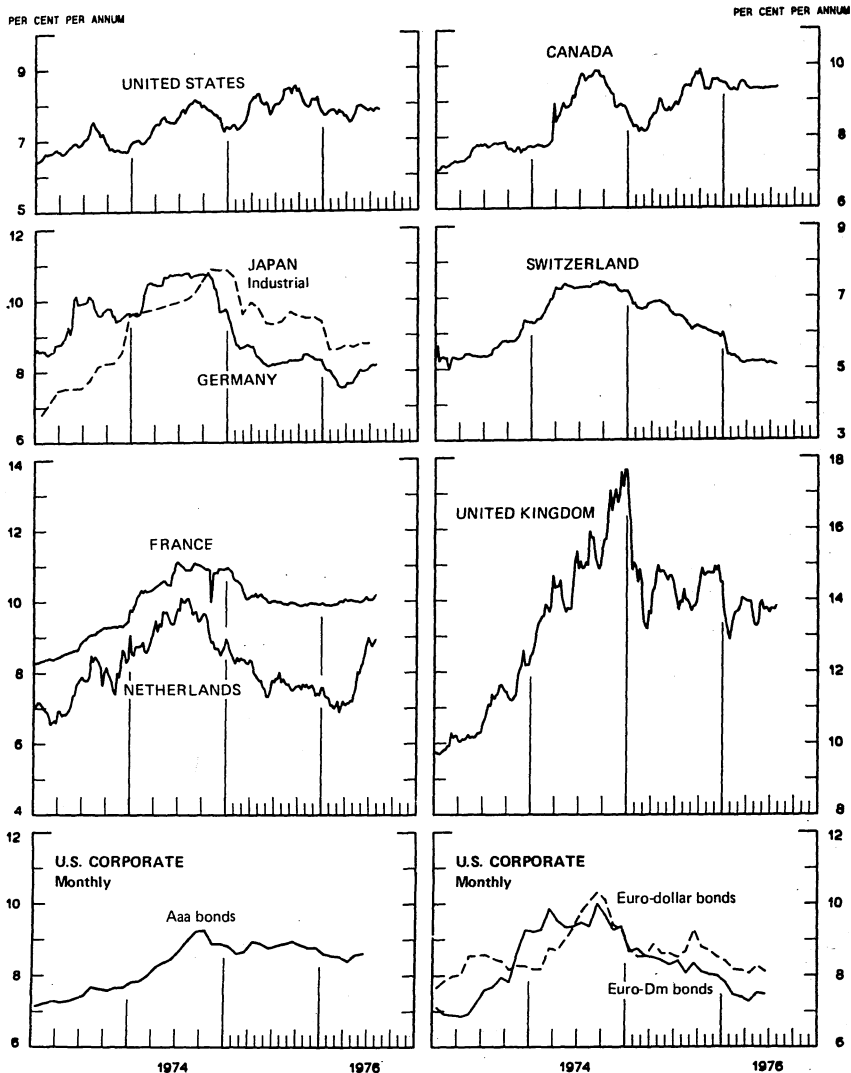
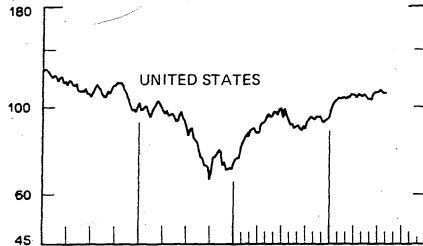
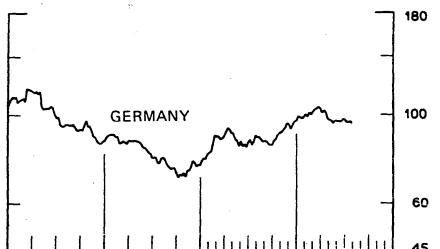
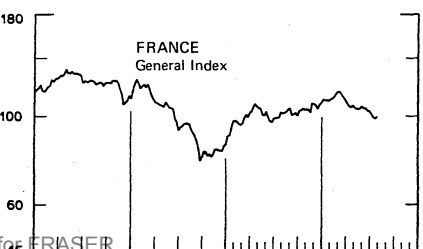
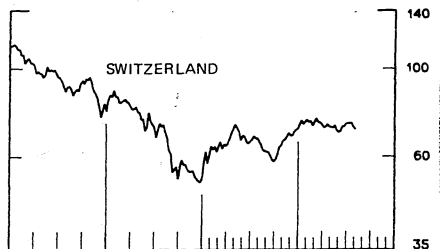
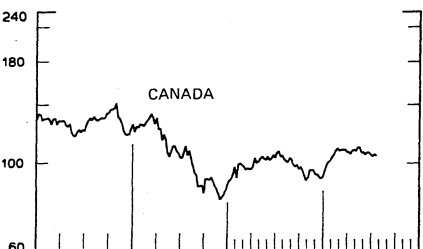
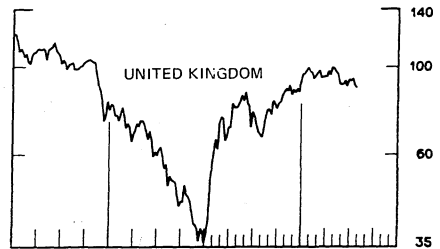
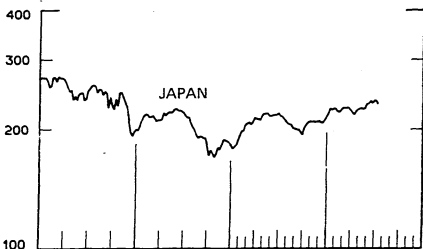


Chart 10
INDUSTRIAL STOCK INDEXES
 WEEKLY SERIES

RATIO SCALE
 1969=100



RATIO SCALE
 1969=100



1974

1976

1974

1976

SERIES NAME

LAST VALUE PLOTTED
DATE VALUE

CHART 1. SPOT EXCHANGE RATES

U.S. DOLLAR, WEIGHTED AVERAGE	AUG. 11	90.65
JAPANESE YEN	AUG. 11	122.95
GERMAN MARK	AUG. 11	144.00
DUTCH GUILDER	AUG. 11	134.50
U.K. POUND	AUG. 11	74.58
CANADIAN DOLLAR	AUG. 11	109.47
FRENCH FRANC	AUG. 11	111.62
SWISS FRANC	AUG. 11	175.60
BELGIAN FRANC	AUG. 11	157.33
ITALIAN LIRA	AUG. 11	74.76

CHART 2. 3-MONTH FORWARD EXCHANGE RATES

CANADIAN DOLLAR	AUG. 11	-4.03
U.K. POUND	AUG. 11	-7.45
GERMAN MARK	AUG. 11	1.41
FRENCH FRANC	AUG. 11	-5.08
SWISS FRANC	AUG. 11	4.62
DUTCH GUILDER	AUG. 11	-5.08
JAPANESE YEN	AUG. 11	-0.39

CHART 3. GOLD PRICE IN LONDON

U.S. DOLLAR PER FINE OUNCE	AUG. 11	113.01
----------------------------	---------	--------

CHART 4. CALL MONEY RATES

U.S. FEDERAL FUNDS	AUG. 11	5.25
OVERNIGHT EURO-DOLLAR DEPOSITS	AUG. 11	5.39
U.K. 2-DAY LOCAL AUTHORITY DEPOSITS	AUG. 6	10.50
CANADA	JULY 30	9.03
GERMANY	AUG. 6	4.30
EURO-DM	JULY 30	4.45
JAPAN	AUG. 6	7.25
FRANCE	AUG. 6	9.25
NETHERLANDS	JULY 30	5.25
EURO-SWISS FRANC	JULY 30	2.13

CHART 5. 3-MONTH INTEREST RATES

U.S. CD'S (60-89 DAYS)	AUG. 11	5.33
GERMAN INTERBANK LOAN	AUG. 11	4.54
JAPANESE COMPOSITE LOAN	JUNE	8.24
EURO-DOLLAR DEPOSIT	AUG. 11	5.79
CANADIAN FINANCE COMPANY PAPER	AUG. 11	9.60
INTERBANK STERLING	AUG. 11	11.01
SWISS DEPOSIT	AUG. 11	4.50

SERIES NAME

LAST VALUE PLOTTED
DATE VALUE

CHART 6. EURO-DOLLAR DEPOSIT RATES: LONDON

OVERNIGHT	AUG. 11	5.39
7-DAY	AUG. 11	5.31
1-MONTH	AUG. 11	5.40
3-MONTH	AUG. 11	5.79
6-MONTH	AUG. 11	6.25
1-YEAR	AUG. 11	6.83

CHART 7. SELECTED EURO-DOLLAR AND U.S. MONEY MARKET RATES

OVERNIGHT EURO-DOLLAR DEPOSITS	AUG. 11	5.39
U.S. FEDERAL FUNDS	AUG. 11	5.25
DIFFERENTIAL ADJ. FOR RESERVE REQUIREMENTS	AUG. 11	0.36
3-MONTH EURO-DOLLAR DEPOSIT RATE	AUG. 11	5.79
U.S. CD'S (60-89 DAYS)	AUG. 11	5.33
DIFFERENTIAL ADJ. FOR RESERVE REQUIREMENTS	AUG. 11	0.36

CHART 8. INTEREST ARBITRAGE, 3-MONTH FUNDS

EURO-DOLLAR DEPOSIT	AUG. 11	5.79
INTERBANK STERLING (LONDON), COVERED	AUG. 11	3.56
DIFFERENTIAL	AUG. 11	2.23
U.S. COMMERCIAL PAPER	AUG. 11	5.38
CANADIAN FINANCE CO. PAPER, COVERED	AUG. 11	5.57
DIFFERENTIAL	AUG. 11	-0.19
EURO-DOLLAR DEPOSIT	AUG. 11	5.79
INTERBANK DM (FRANKFURT), COVERED	AUG. 11	5.95
DIFFERENTIAL	AUG. 11	-0.16
EURO-DOLLAR DEPOSIT	AUG. 11	5.79
SWISS DEPOSIT (SF), COVERED	AUG. 11	9.12
DIFFERENTIAL	AUG. 11	-3.33

15

SERIES NAME

LAST VALUE PLOTTED
DATE VALUE

CHART 9. LONG TERM GOVERNMENT BOND YIELDS

UNITED STATES	AUG. 6	7.83
GERMANY	JULY 30	8.17
JAPAN (MONTHLY)	JUNE	8.77
SWITZERLAND	JULY 30	5.09
CANADA	JULY 30	9.37
FRANCE	JULY 30	10.18
NETHERLANDS	JULY 30	8.94
UNITED KINGDOM	JULY 30	13.84

U.S. CORPORATE

AAA BONDS	JUNE	8.62
EURO-DM BONDS	JUNE	7.48
EURO-DOLLAR BONDS	JUNE	8.11

CHART 10. INDUSTRIAL STOCK INDEXES

UNITED STATES	AUG. 6	108.62
JAPAN	JULY 16	231.55
CANADA	JULY 23	104.10
FRANCE	JULY 30	99.64
UNITED KINGDOM	JULY 30	88.52
SWITZERLAND	AUG. 6	70.09
GERMANY	JULY 30	95.05



FEDERAL RESERVE

statistical release

H.10

AUGUST 16, 1976

FOREIGN EXCHANGE RATES

FOR THE WEEK ENDING AUGUST 13, 1976

The Board of Governors of the Federal Reserve System is advised that the Federal Reserve Bank of New York has certified for customs purposes the following noon buying rate in New York City for cable transfers payable in foreign currencies:

COUNTRY	MONETARY UNIT	(RATE U.S. CENTS)				
		AUG. 9	AUG. 10	AUG. 11	AUG. 12	AUG. 13
AUSTRALIA	DOLLAR	123.8800	123.9700	123.9100	123.9600	123.9000
AUSTRIA	SCHILLING	5.54000	5.54000	5.54000	5.55000	5.55000
BELGIUM	FRANC	2.54630	2.54500	2.54750	2.54500	2.55440
CANADA	DOLLAR	101.1100	101.3600	101.2600	101.3700	101.2900
DENMARK	KRONE	16.4000	16.3900	16.3900	16.3700	16.3900
FINLAND	MARKKA	25.7600	25.7400	25.7200	25.7200	25.7100
FRANCE	FRANC	20.1100	20.0600	20.0700	19.9500	19.9800
GERMANY	D. MARK	39.2600	39.3000	39.4100	39.3100	39.4900
INDIA	RUPEE	11.1500	11.1500	11.1500	11.1500	11.1500
IRELAND	POUND	179.2500	178.9500	178.9800	178.5200	178.1500
ITALY	LIRA	0.11960	0.11950	0.11960	0.11950	0.11950
JAPAN	YEN	0.34170	0.34150	0.34180	0.34170	0.34350
MALAYSIA	DOLLAR	40.2100	40.2300	40.3000	40.2400	40.2500
MEXICO	PESO	8.0000	8.0000	8.0000	8.0000	8.0000
NETHERLANDS	GUILDER	37.2100	37.1900	37.2300	37.1400	37.0400
NEW ZEALAND	DOLLAR	99.5300	99.7400	99.5600	99.6100	99.4300
NORWAY	KRONE	18.0900	18.1000	18.1000	18.1000	18.1000
PORTUGAL	ESCUDD	3.1900	3.2000	3.1900	3.1900	3.2000
SOUTH AFRICA	RAND	114.8500	114.8500	114.8500	114.8500	114.8500
SPAIN	PESATA	1.4630	1.4605	1.4630	1.4641	1.4556
SRI LANKA	RUPEE	11.5000	11.5000	11.5000	11.5000	11.5000
SWEDEN	KRONA	22.5800	22.5600	22.5800	22.5700	22.6000
SWITZERLAND	FRANC	40.0900	39.9200	40.1400	40.0500	40.1800
UNITED KINGDOM	POUND	179.2500	178.9500	178.9800	178.5200	178.1500

16