

113

1.



Selected Interest & Exchange Rates

Weekly Series of Charts

AUGUST 2, 1976

Prepared by the
FINANCIAL MARKETS
SECTION

DIVISION OF
INTERNATIONAL FINANCE

BOARD OF GOVERNORS
FEDERAL RESERVE SYSTEM
Washington, D.C. 20551

Table of Contents

TABLES

1. LATEST FIGURES PLOTTED
2. DAILY CERTIFIED SPOT
EXCHANGE RATES--
H.10 RELEASE

CHARTS

1. SPOT EXCHANGE RATE INDEXES
2. 3-MONTH FORWARD EXCHANGE RATES
3. GOLD PRICE--LONDON
4. CALL MONEY RATES
5. 3-MONTH INTEREST RATES
6. EURO-DOLLAR DEPOSIT RATES
7. SELECTED EURO-DOLLAR AND
U.S. MONEY MARKET RATES
8. INTEREST ARBITRAGE: 3-MONTH FUNDS
9. LONG-TERM GOVERNMENT BOND YIELDS
10. INDUSTRIAL STOCK INDEXES

SUBSCRIPTION RATES:

Weekly \$15.00 per year or \$.40 each in the United States, its possessions, Canada, and Mexico; 10 or more of the same issue to one address, \$13.50 per year or \$.35 each. Elsewhere, \$20.00 per year or \$.50 each. Address requests to Publications Services, Division of Administrative Services, and make payment remittance payable to the order of the Board of Governors of the Federal Reserve System in a form collectible at par in U.S. Currency.

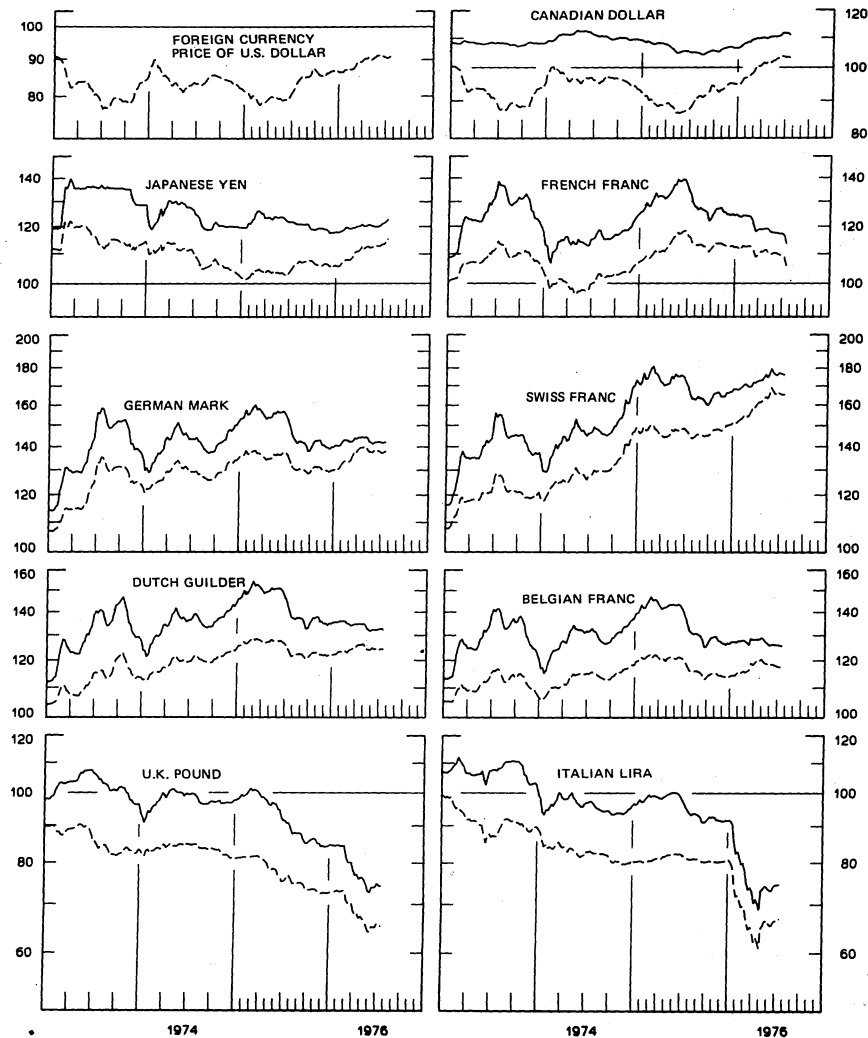
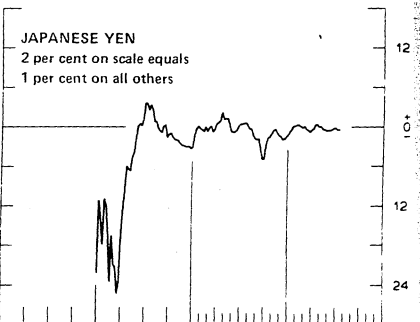
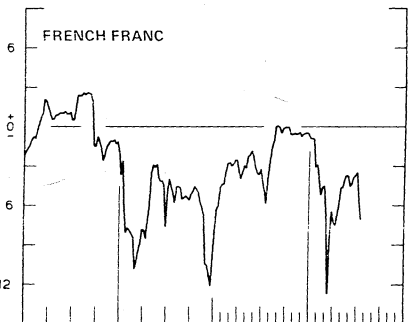
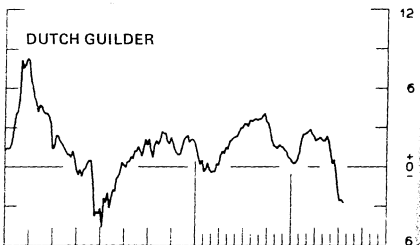
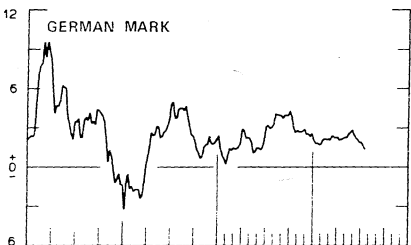
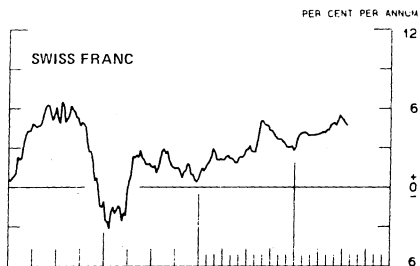
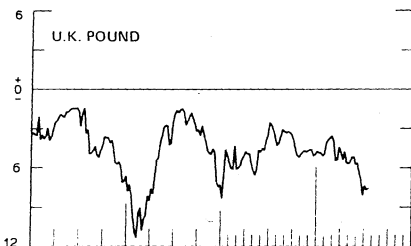

SPOT EXCHANGE RATES**DOLLAR PRICES OF FOREIGN CURRENCIES AND WEIGHTED AVERAGE VALUES (DASHED LINE)****AVERAGES FOR WEEK ENDING WEDNESDAY**RATIO SCALE
MAY 1970 PARITY=100RATIO SCALE
MAY 1970 PARITY=100

Chart 2
3-MONTH FORWARD EXCHANGE RATES

PREMIUMS (+), OR DISCOUNT (-)

AVERAGES FOR WEEK ENDING WEDNESDAY

PER CENT PER ANNUM



1974

1976

1974

1976

Chart 3
PRICE OF GOLD IN LONDON
AVERAGES FOR WEEK ENDING WEDNESDAY

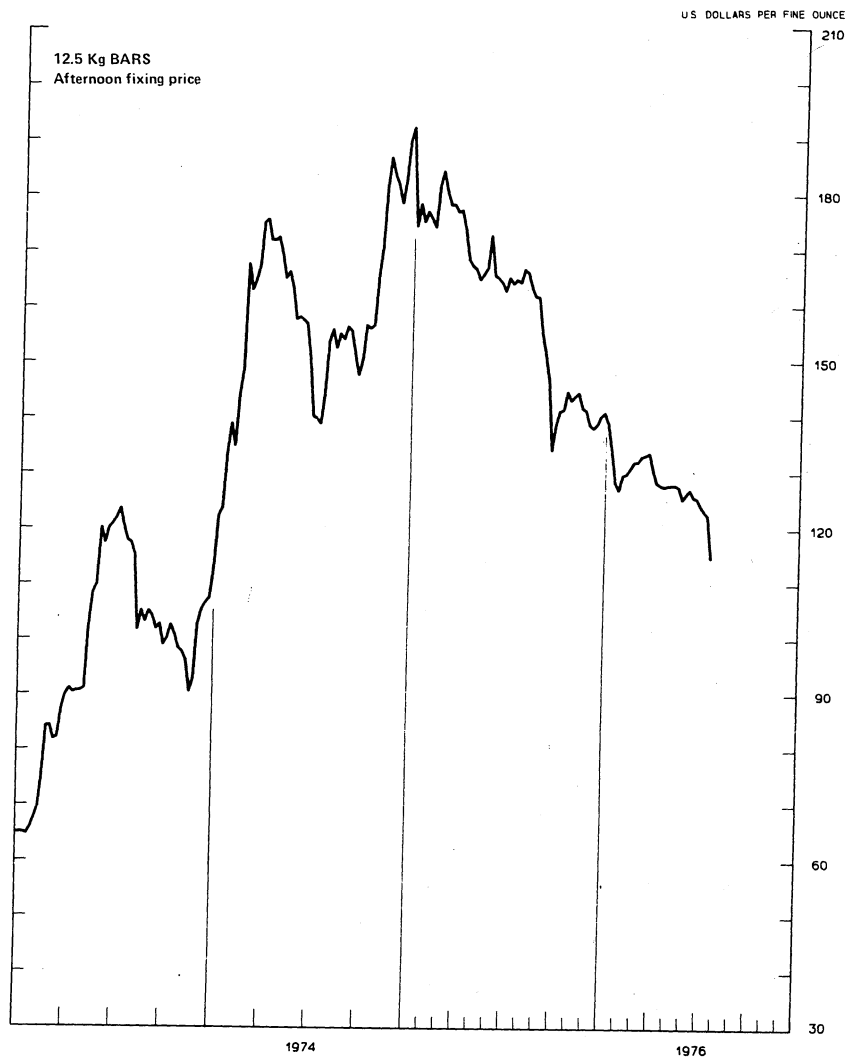


Chart 4
CALL MONEY RATES
 WEEKLY SERIES

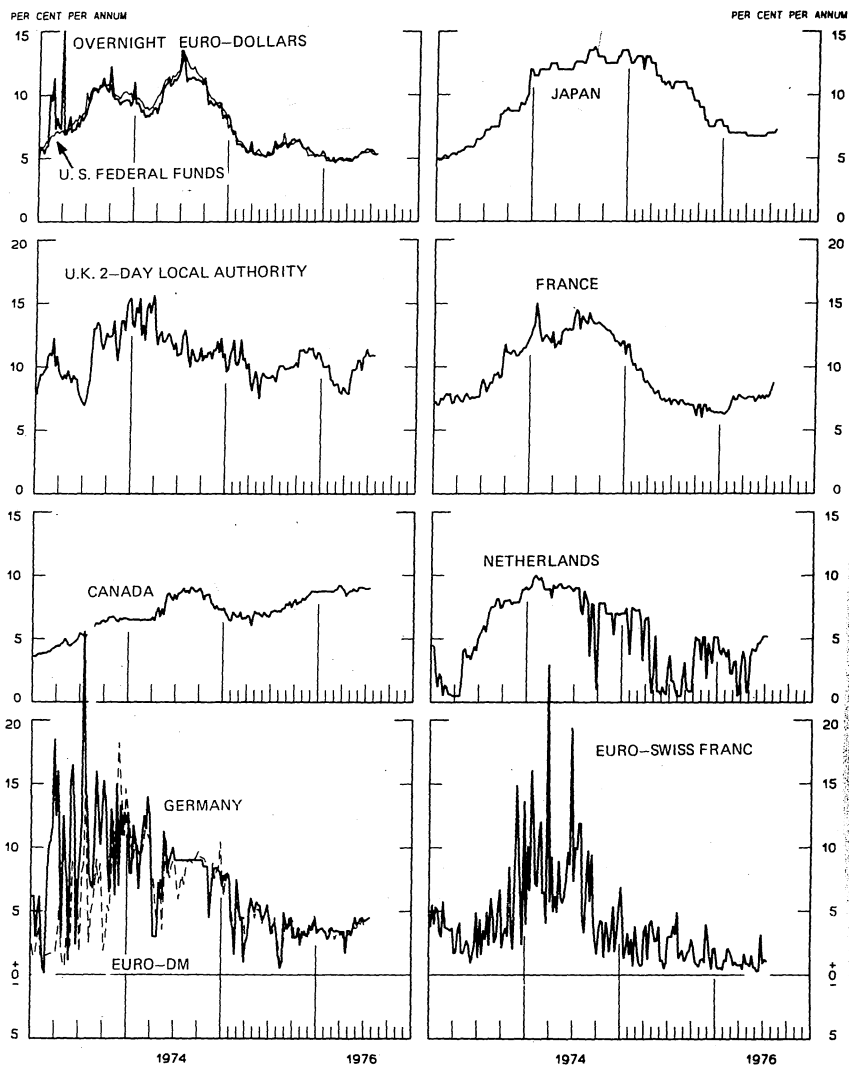


Chart 5
3-MONTH INTEREST RATES
 WEEKLY SERIES

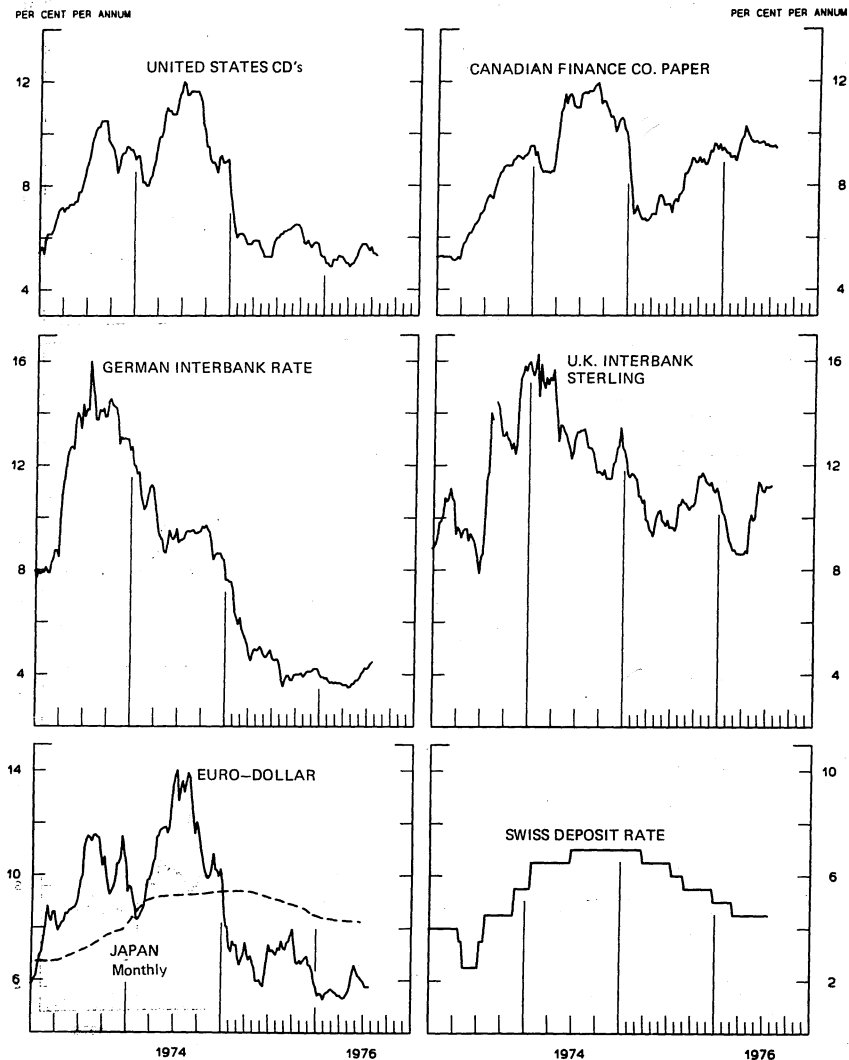


Chart 6

EURO-DOLLAR DEPOSIT RATES London **AVERAGES FOR WEEK ENDING WEDNESDAY**

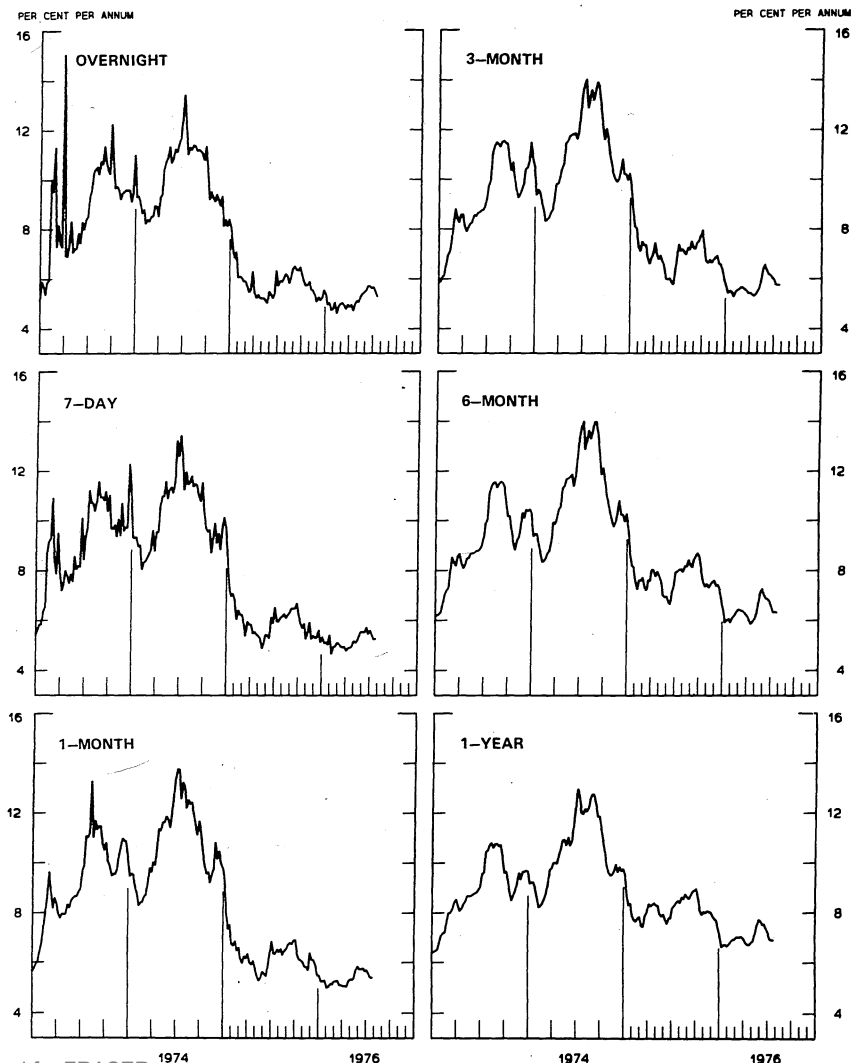


Chart 7
SELECTED EURO-DOLLAR AND U.S. MONEY MARKET RATES
 AVERAGES FOR WEEK ENDING WEDNESDAY

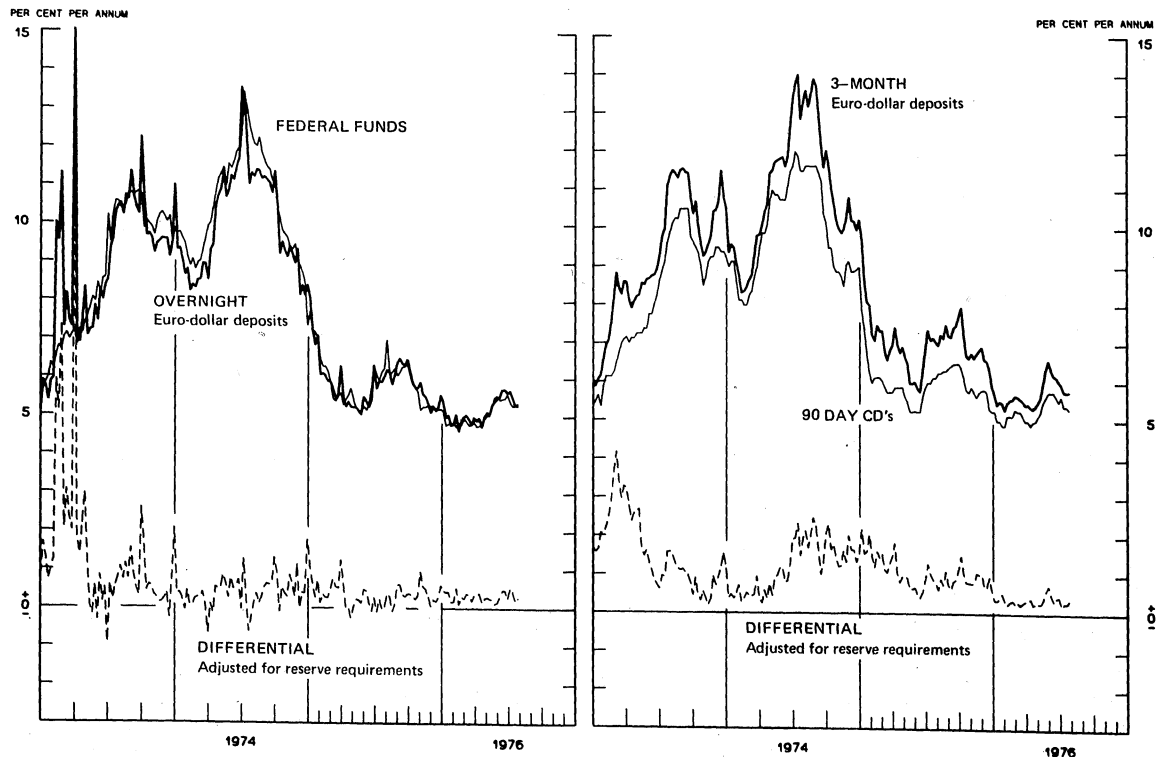


Chart 8

INTEREST ARBITRAGE: 3-MONTH FUNDS

AVERAGES FOR WEEK ENDING WEDNESDAY

DIFFERENTIAL: PLUS(+), INDICATES FAVOR DOLLAR ASSETS

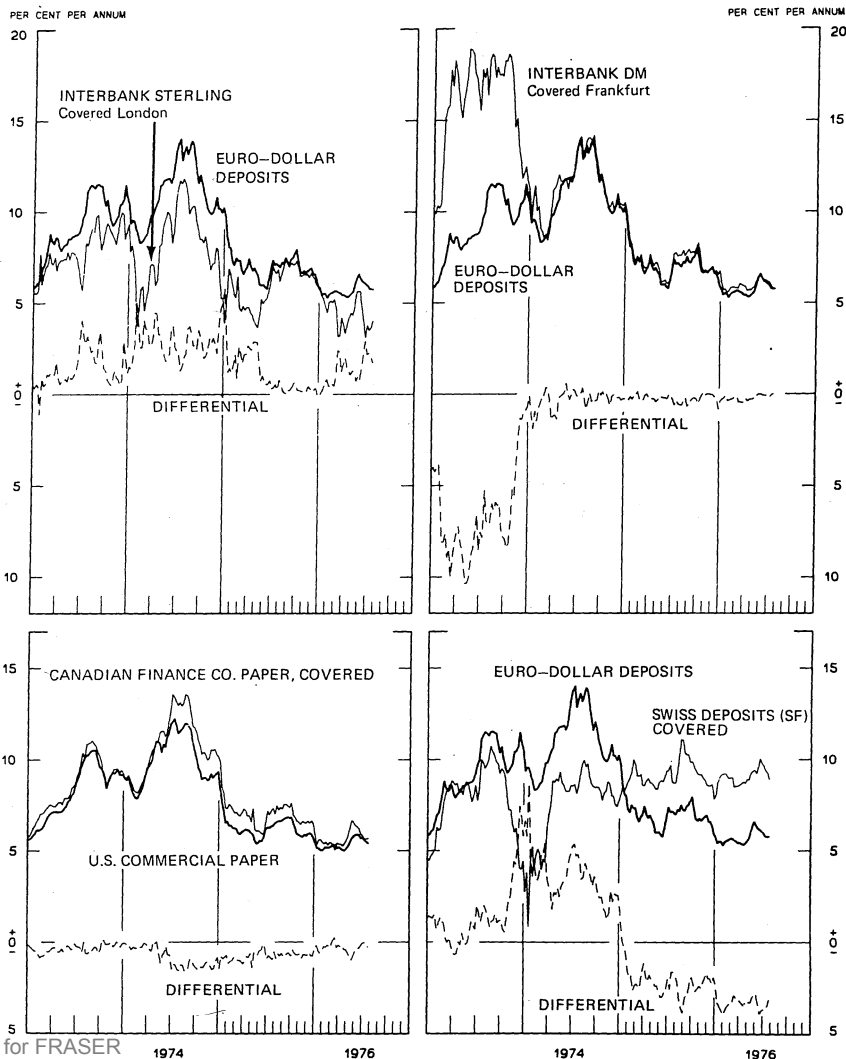


Chart 9
LONG-TERM GOVERNMENT BOND YIELDS
 WEEKLY SERIES

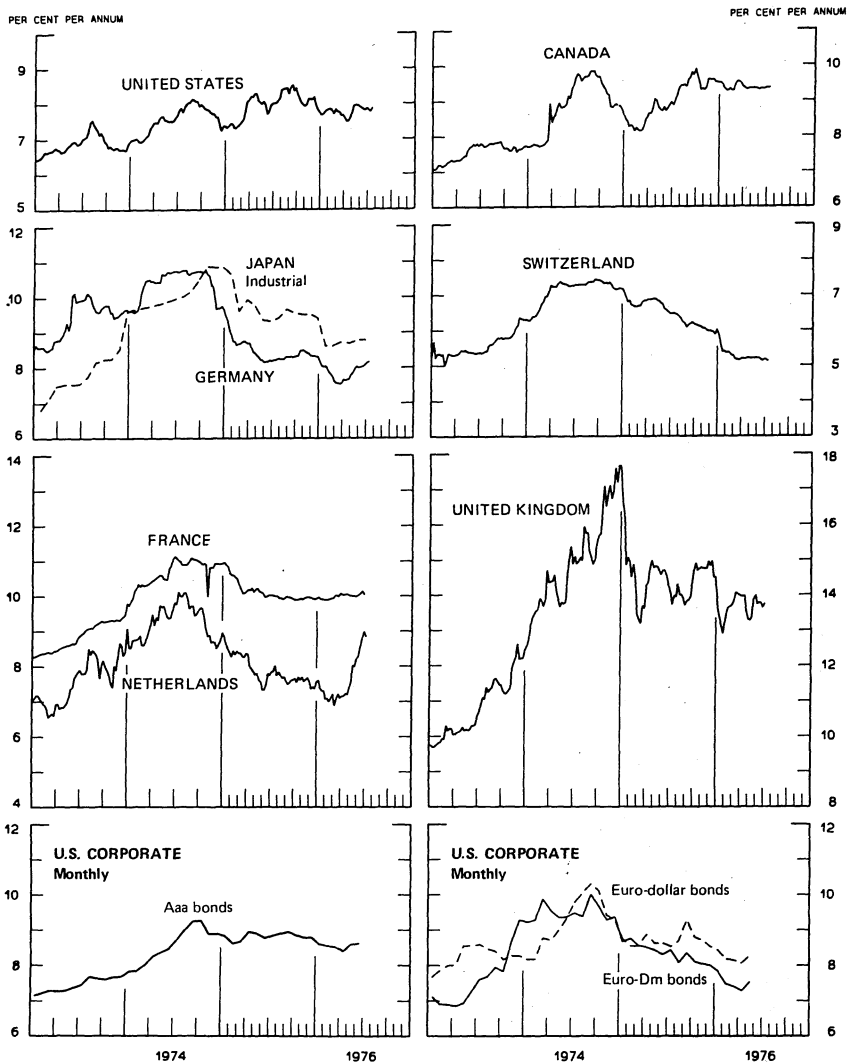
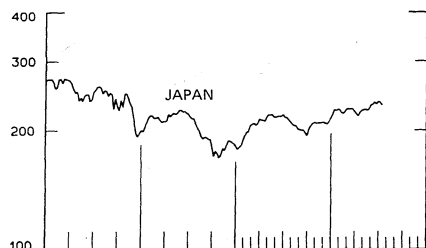
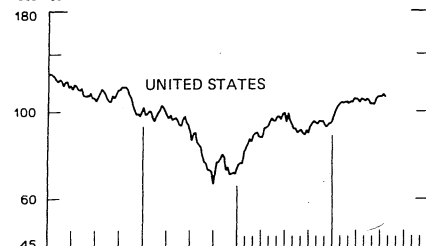
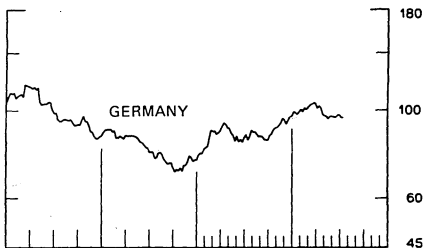
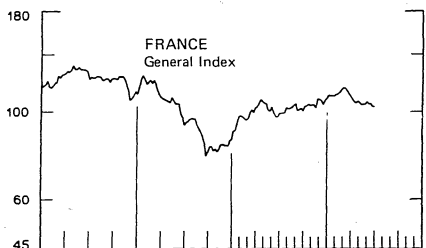
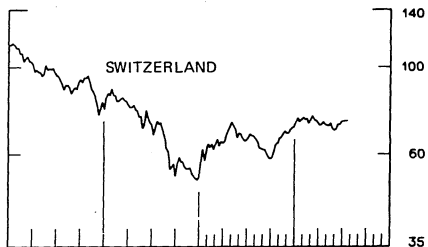
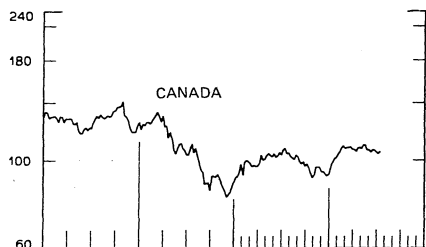
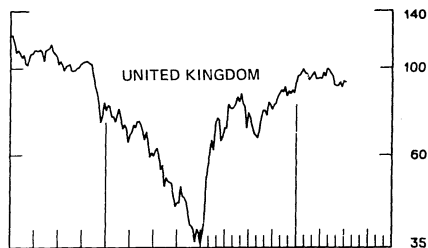


Chart 10
INDUSTRIAL STOCK INDEXES
 WEEKLY SERIES

RATIO SCALE
 1969=100



RATIO SCALE
 1969=100



SERIES NAME

LAST VALUE PLOTTED
DATE VALUE

CHART 1. SPOT EXCHANGE RATES

U.S. DOLLAR, WEIGHTED AVERAGE	JULY 28	90.89
JAPANESE YEN	JULY 28	122.57
GERMAN MARK	JULY 28	142.13
DUTCH GUILDER	JULY 28	132.57
U.K. POUND	JULY 28	74.30
CANADIAN DOLLAR	JULY 28	110.94
FRENCH FRANC	JULY 28	112.94
SWISS FRANC	JULY 28	174.82
BELGIAN FRANC	JULY 28	185.80
ITALIAN LIRA	JULY 28	74.76

CHART 2. 3-MONTH FORWARD EXCHANGE RATES

CANADIAN DOLLAR	JULY 28	-3.75
U.K. POUND	JULY 28	-7.21
GERMAN MARK	JULY 28	1.29
FRENCH FRANC	JULY 28	-6.14
SWISS FRANC	JULY 28	4.40
DUTCH GUILDER	JULY 28	-2.99
JAPANESE YEN	JULY 28	-0.59

CHART 3. GOLD PRICE IN LONDON

U.S. DOLLAR PER FINE OUNCE	JULY 28	112.78
----------------------------	---------	--------

CHART 4. CALL MONEY RATES

U.S. FEDERAL FUNDS	JULY 28	5.28
OVERNIGHT EURO-DOLLAR DEPOSITS	JULY 28	5.34
U.K. 2-DAY LOCAL AUTHORITY DEPOSITS	JULY 23	10.88
CANADA	JULY 16	9.00
GERMANY	JULY 23	4.50
EURO-DM	JULY 16	4.40
JAPAN	JULY 23	7.25
FRANCE	JULY 23	8.75
NETHERLANDS	JULY 9	5.19
EURO-SWISS FRANC	JULY 16	1.05

CHART 5. 3-MONTH INTEREST RATES

U.S. CD'S (60-89 DAYS)	JULY 28	5.30
GERMAN INTERBANK LOAN	JULY 28	4.48
JAPANESE COMPOSITE LOAN	JUNE	8.24
EURO-DOLLAR DEPOSIT	JULY 28	5.76
CANADIAN FINANCE COMPANY PAPER	JULY 28	9.42
INTERBANK STERLING	JULY 28	11.23
SWISS DEPOSIT	JULY 28	4.50

SERIES NAME

LAST VALUE PLOTTED
DATE VALUE

CHART 6. EURO-DOLLAR DEPOSIT RATES: LONDON

OVERNIGHT	JULY 28	5.34
7-DAY	JULY 28	5.26
1-MONTH	JULY 28	5.39
3-MONTH	JULY 28	5.76
6-MONTH	JULY 28	6.31
1-YEAR	JULY 28	6.93

CHART 7. SELECTED EURO-DOLLAR AND U.S. MONEY MARKET RATES

OVERNIGHT EURO-DOLLAR DEPOSITS	JULY 28	5.34
U.S. FEDERAL FUNDS	JULY 28	5.28
DIFFERENTIAL ADJ. FOR RESERVE REQUIREMENTS	JULY 28	0.28
3-MONTH EURO-DOLLAR DEPOSIT RATE	JULY 28	5.76
U.S. CD'S (60-89 DAYS)	JULY 28	5.30
DIFFERENTIAL ADJ. FOR RESERVE REQUIREMENTS	JULY 28	0.36

CHART 8. INTEREST ARBITRAGE, 3-MONTH FUNDS

EURO-DOLLAR DEPOSIT	JULY 28	5.76
INTERBANK STERLING (LONDON), COVERED	JULY 28	4.02
DIFFERENTIAL	JULY 28	1.75
U.S. COMMERCIAL PAPER	JULY 28	5.40
CANADIAN FINANCE CO. PAPER, COVERED	JULY 28	5.68
DIFFERENTIAL	JULY 28	-0.28
EURO-DOLLAR DEPOSIT	JULY 28	5.76
INTERBANK DM (FRANKFURT), COVERED	JULY 28	5.77
DIFFERENTIAL	JULY 28	-0.01
EURO-DOLLAR DEPOSIT	JULY 28	5.76
SWISS DEPOSIT (SF), COVERED	JULY 28	8.90
DIFFERENTIAL	JULY 28	-3.14

SERIES NAME

LAST VALUE PLOTTED
DATE VALUE

CHART 9. LONG TERM GOVERNMENT BOND YIELDS

UNITED STATES	JULY 23	7.86
GERMANY	JULY 16	8.16
JAPAN (MONTHLY)	JUNE	8.77
SWITZERLAND	JULY 16	5.12
CANADA	JULY 16	9.35
FRANCE	JULY 2	10.04
NETHERLANDS	JULY 9	8.84
UNITED KINGDOM	JULY 9	13.74

U.S. CORPORATE

AAA BONDS	JUNE	8.62
EURO-DM BONDS	MAY	7.52
EURO-DOLLAR BONDS	MAY	8.27

CHART 10. INDUSTRIAL STOCK INDEXES

UNITED STATES	JULY 23	108.90
JAPAN	JULY 16	231.55
CANADA	JULY 16	105.22
FRANCE	JULY 2	102.82
UNITED KINGDOM	JULY 9	92.12
SWITZERLAND	JULY 23	72.77
GERMANY	JULY 16	95.71



FEDERAL RESERVE

statistical release

H.10

FOREIGN EXCHANGE RATES

AUGUST 2, 1976

FOR THE WEEK ENDING

JULY 30, 1976

The Board of Governors of the Federal Reserve System is advised that the Federal Reserve Bank of New York has certified for customs purposes the following noon buying rate in New York City for cable transfers payable in foreign currencies:

COUNTRY	MONETARY UNIT	(RATE U.S. CENTS)				
		JULY 26	JULY 27	JULY 28	JULY 29	JULY 30
AUSTRALIA	DOLLAR	123.5200	123.7900	123.6600	123.8500	124.0500
AUSTRIA	SCHILLING	5.46000	5.46000	5.46000	5.47000	5.53000
BELGIUM	FRANC	2.51580	2.51530	2.52100	2.53250	2.54380
CANADA	DOLLAR	102.6100	102.5900	102.6300	102.6000	102.5400
DENMARK	KRONE	16.1800	16.1800	16.2100	16.2800	16.3100
FINLAND	MARKKA	25.7100	25.7200	25.7200	25.7400	25.7700
FRANCE	FRANC	20.2300	20.4000	20.4200	20.3300	20.3200
GERMANY	D. MARK	38.8200	38.8200	38.9400	39.1500	39.3300
INDIA	RUPEE	11.2300	11.2300	11.2300	11.2300	11.1500
IRELAND	POUND	177.8600	178.1500	179.1500	178.5000	178.5000
ITALY	LIRA	0.11960	0.11970	0.11960	0.11960	0.11970
JAPAN	YEN	0.34070	0.34030	0.34070	0.34060	0.34100
MALAYSIA	DOLLAR	39.9800	40.0500	40.1300	40.2200	40.2200
MEXICO	PESO	8.0000	8.0000	8.0000	8.0000	8.0000
NETHERLANDS	GUILDER	36.5800	36.6200	36.7900	36.8500	36.9400
NEW ZEALAND	DOLLAR	98.8500	98.8300	98.9600	100.0000	99.7000
NORWAY	KRONE	17.8600	17.8400	17.9000	17.9900	18.0600
PORTUGAL	ESCUDO	3.1800	3.1800	3.1700	3.1800	3.1900
SOUTH AFRICA	RAND	114.7500	114.7500	114.7500	114.7500	114.8500
SPAIN	PESATA	1.4665	1.4665	1.4640	1.4645	1.4495
SRI LANKA	RUPEE	11.5000	11.5000	11.5000	11.5000	11.5000
SWEDEN	KRONA	22.2900	22.3100	22.3500	22.4200	22.4900
SWITZERLAND	FRANC	39.8700	39.9200	40.4500	40.2300	40.2900
UNITED KINGDOM	POUND	177.8600	178.1500	179.1500	178.5000	178.5000