


1/13



Selected Interest & Exchange Rates

Weekly Series of Charts

JULY 26, 1976

**Prepared by the
FINANCIAL MARKETS
SECTION**

**DIVISION OF
INTERNATIONAL FINANCE**

**BOARD OF GOVERNORS
FEDERAL RESERVE SYSTEM
Washington, D.C. 20551**

Table of Contents

TABLES

1. LATEST FIGURES PLOTTED
2. DAILY CERTIFIED SPOT EXCHANGE RATES--H.10 RELEASE

CHARTS

1. SPOT EXCHANGE RATE INDEXES
2. 3-MONTH FORWARD EXCHANGE RATES
3. GOLD PRICE--LONDON
4. CALL MONEY RATES
5. 3-MONTH INTEREST RATES
6. EURO-DOLLAR DEPOSIT RATES
7. SELECTED EURO-DOLLAR AND U.S. MONEY MARKET RATES
8. INTEREST ARBITRAGE: 3-MONTH FUNDS
9. LONG-TERM GOVERNMENT BOND YIELDS
10. INDUSTRIAL STOCK INDEXES

SUBSCRIPTION RATES:

Weekly \$15.00 per year or \$.40 each in the United States, its possessions, Canada, and Mexico; 10 or more of the same issue to one address, \$13.50 per year or \$.35 each. Elsewhere, \$20.00 per year or \$.50 each. Address requests to Publications Services, Division of Administrative Services, and make payment remittance payable to the order of the Board of Governors of the Federal Reserve System in a form collectible at par in U.S. Currency.

Chart 1 SPOT EXCHANGE RATES

DOLLAR PRICES OF FOREIGN CURRENCIES AND WEIGHTED AVERAGE VALUES (DASHED LINE)

AVERAGES FOR WEEK ENDING WEDNESDAY

RATIO SCALE
MAY 1970 PARITY=100

RATIO SCALE
MAY 1970 PARITY=100

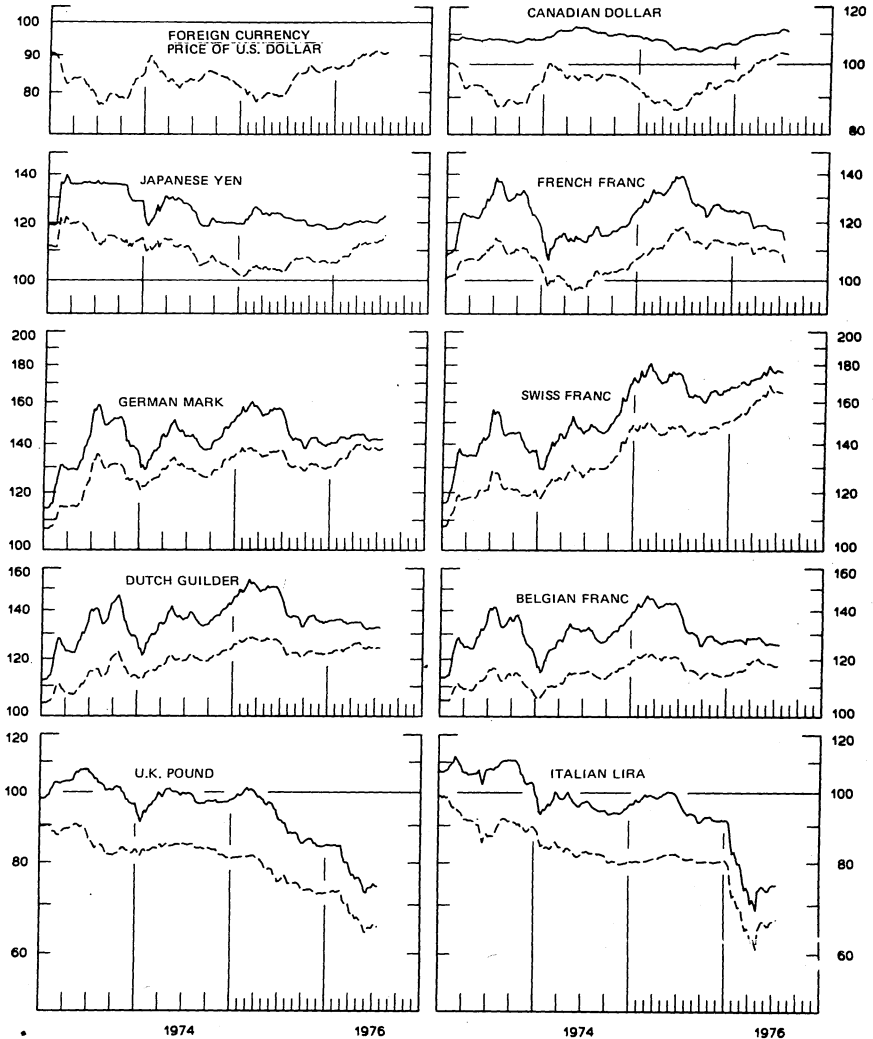


Chart 2
3-MONTH FORWARD EXCHANGE RATES
 PREMIUMS (+), OR DISCOUNT (-)
 AVERAGES FOR WEEK ENDING WEDNESDAY

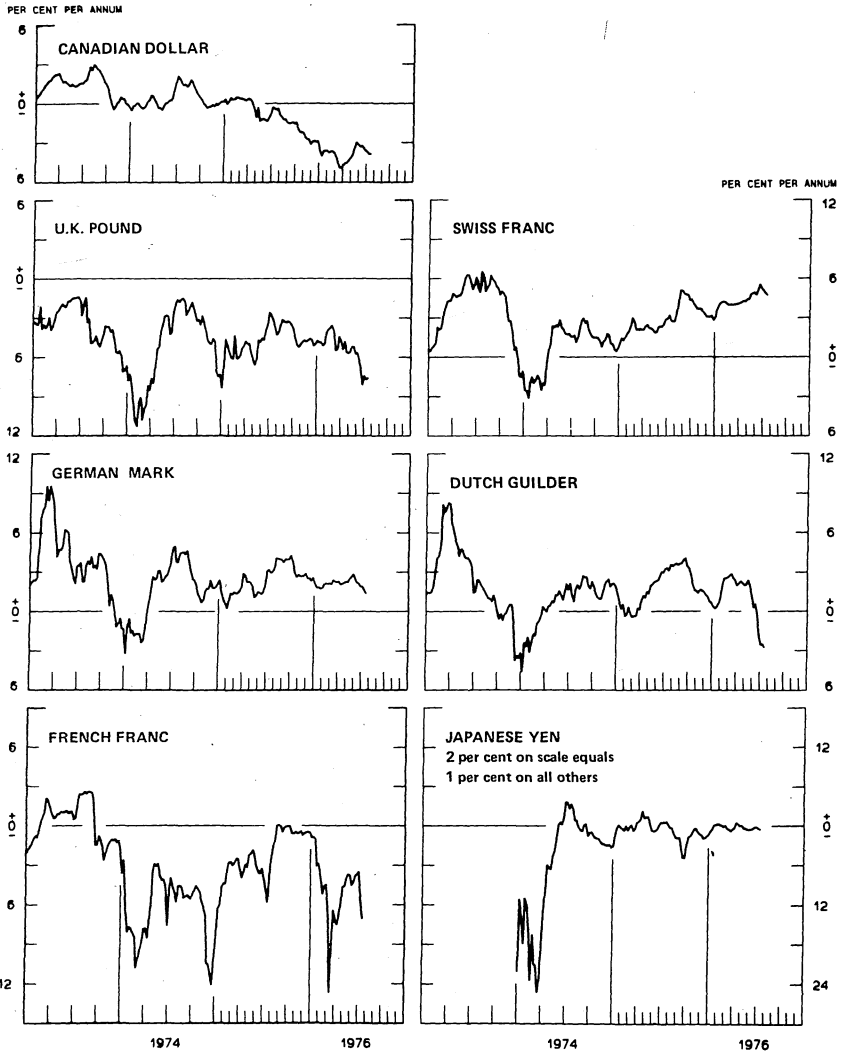


Chart 3
PRICE OF GOLD IN LONDON
AVERAGES FOR WEEK ENDING WEDNESDAY

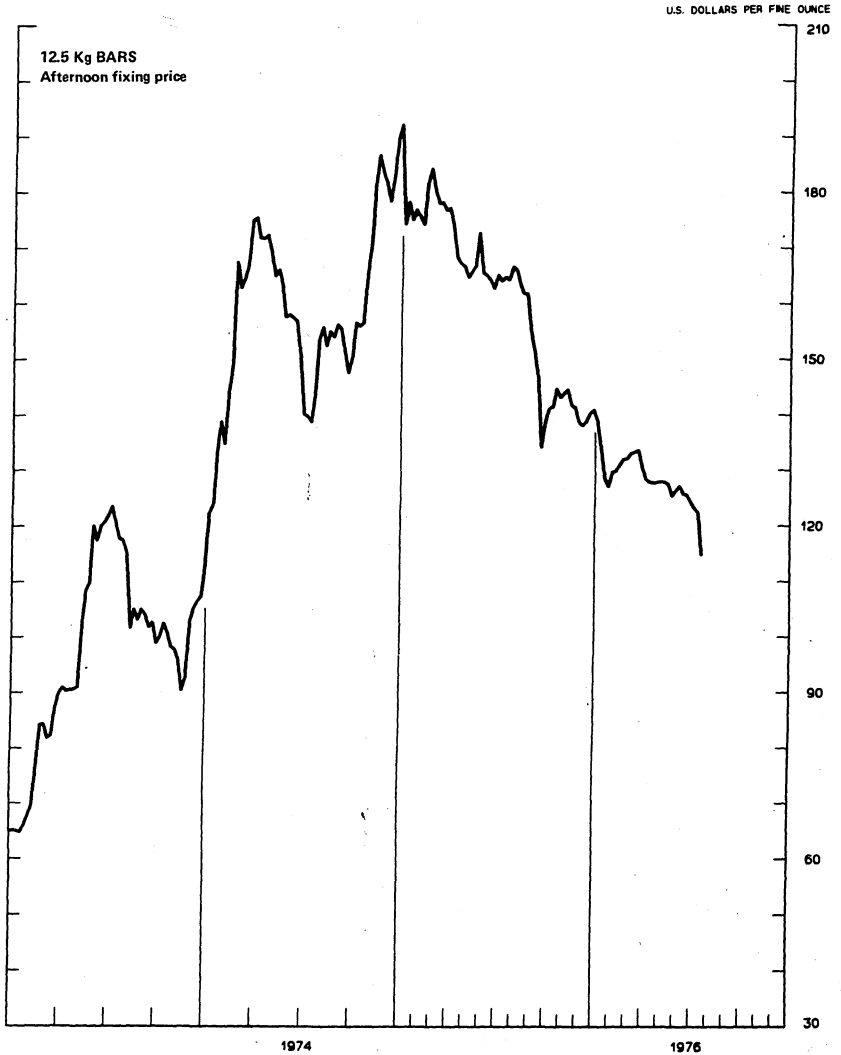


Chart 4
CALL MONEY RATES
 WEEKLY SERIES

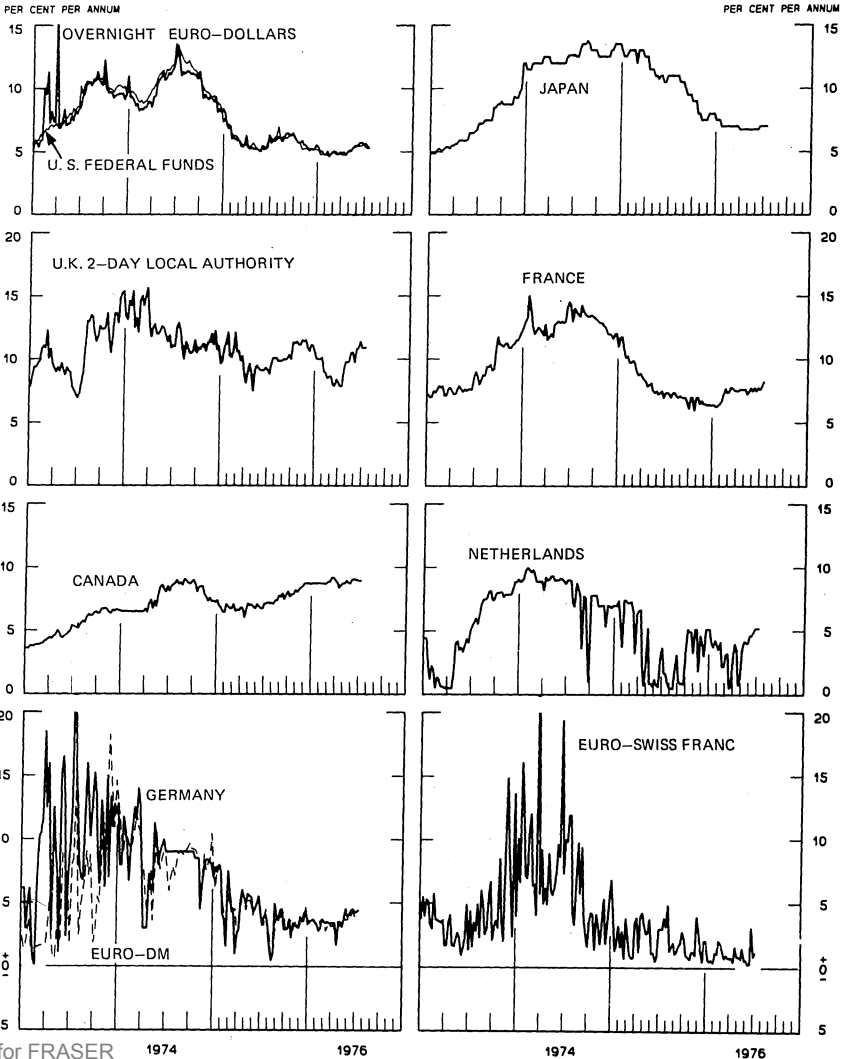


Chart 5
3-MONTH INTEREST RATES
 WEEKLY SERIES

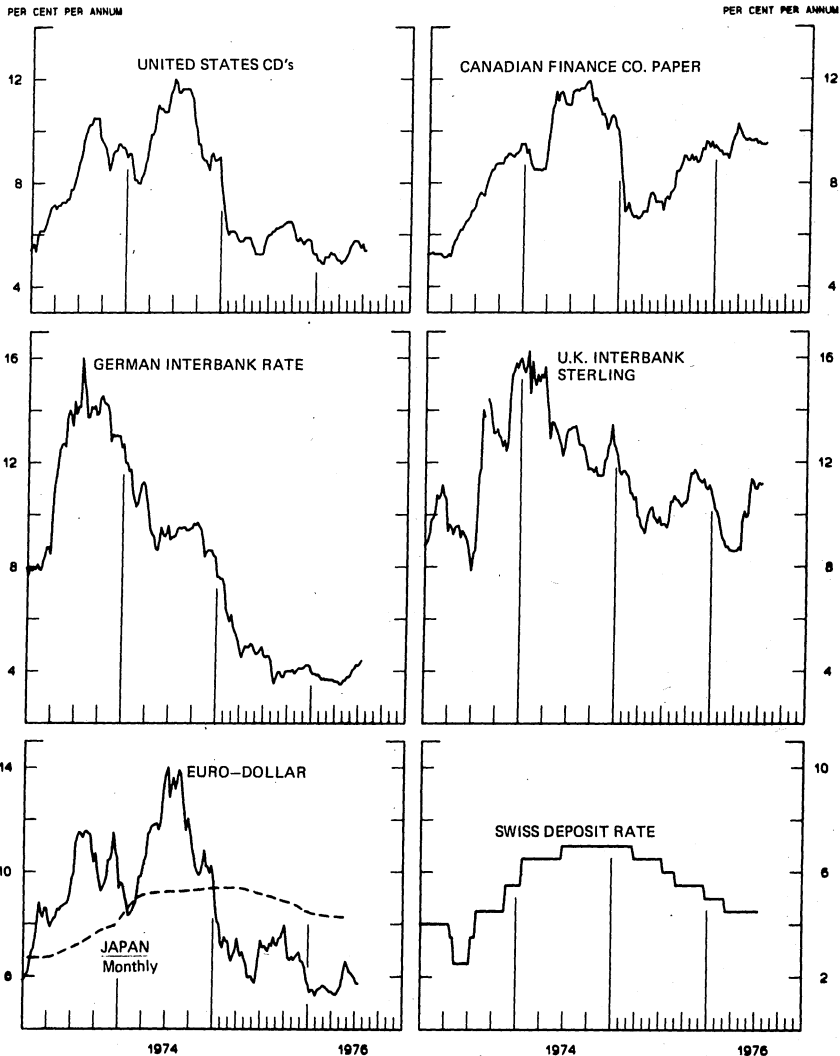


Chart 6
EURO-DOLLAR DEPOSIT RATES London
AVERAGES FOR WEEK ENDING WEDNESDAY

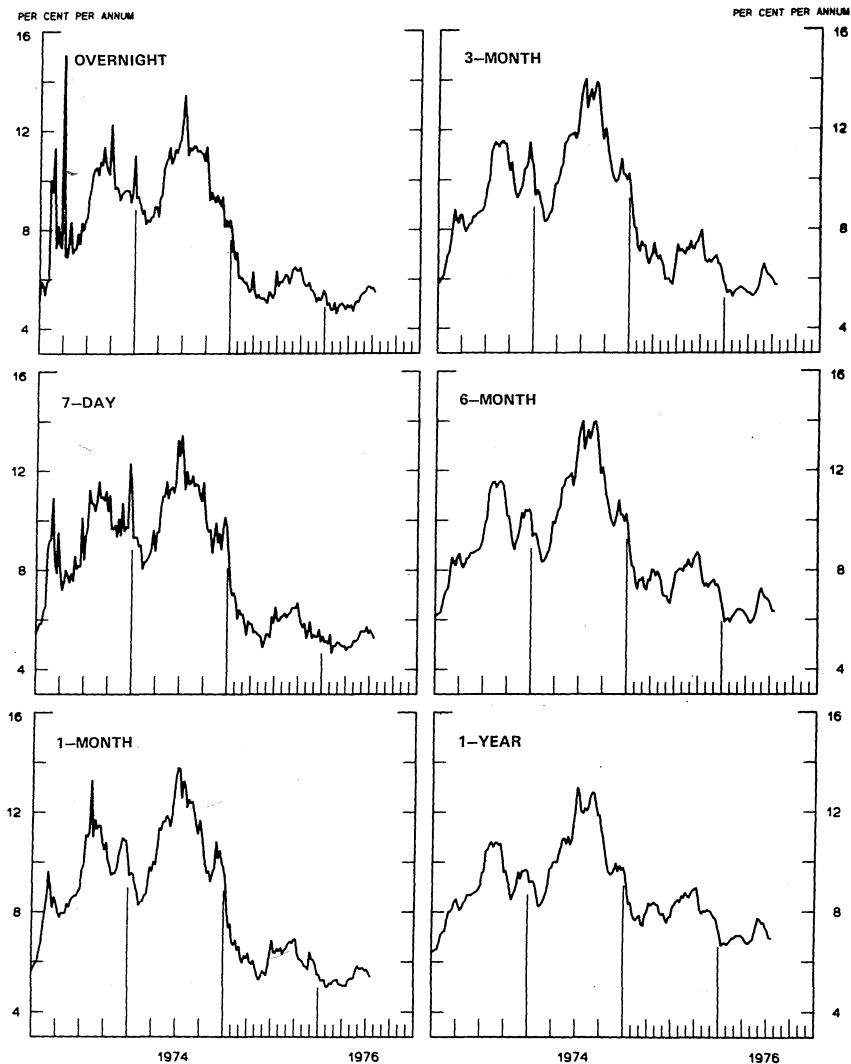


Chart 7
SELECTED EURO-DOLLAR AND U.S. MONEY MARKET RATES
 AVERAGES FOR WEEK ENDING WEDNESDAY

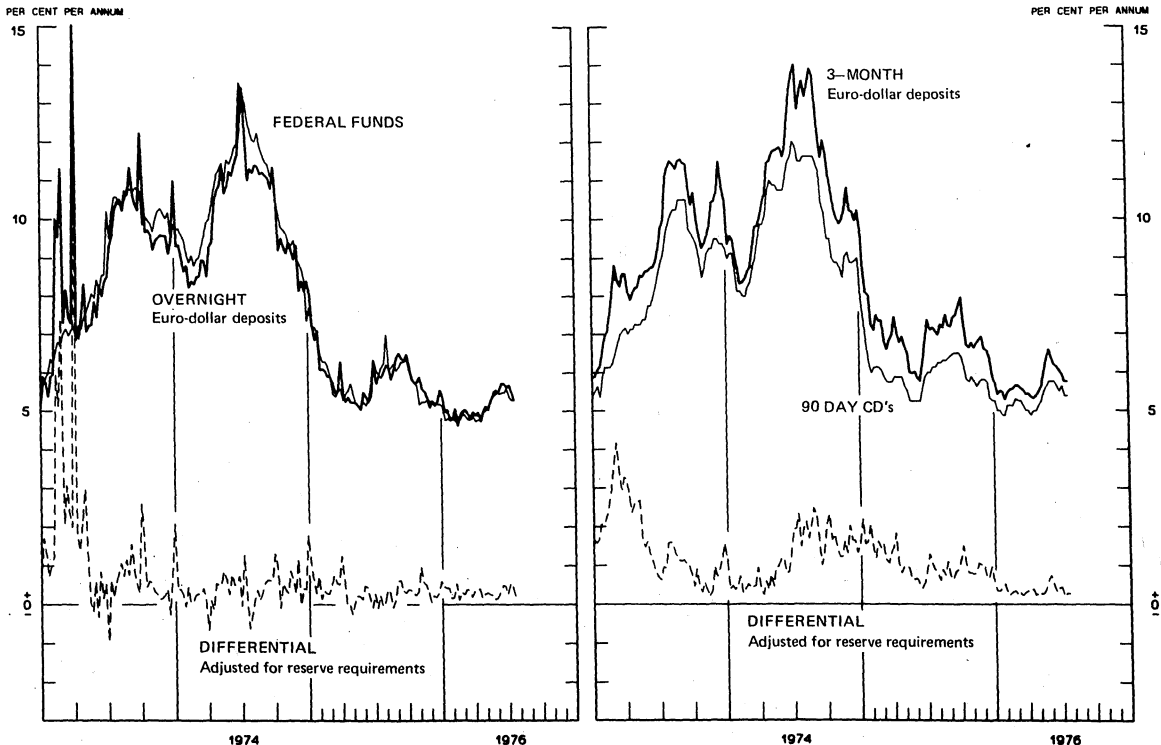


Chart 8

INTEREST ARBITRAGE: 3-MONTH FUNDS

AVERAGES FOR WEEK ENDING WEDNESDAY

DIFFERENTIAL: PLUS(+), INDICATES FAVOR DOLLAR ASSETS

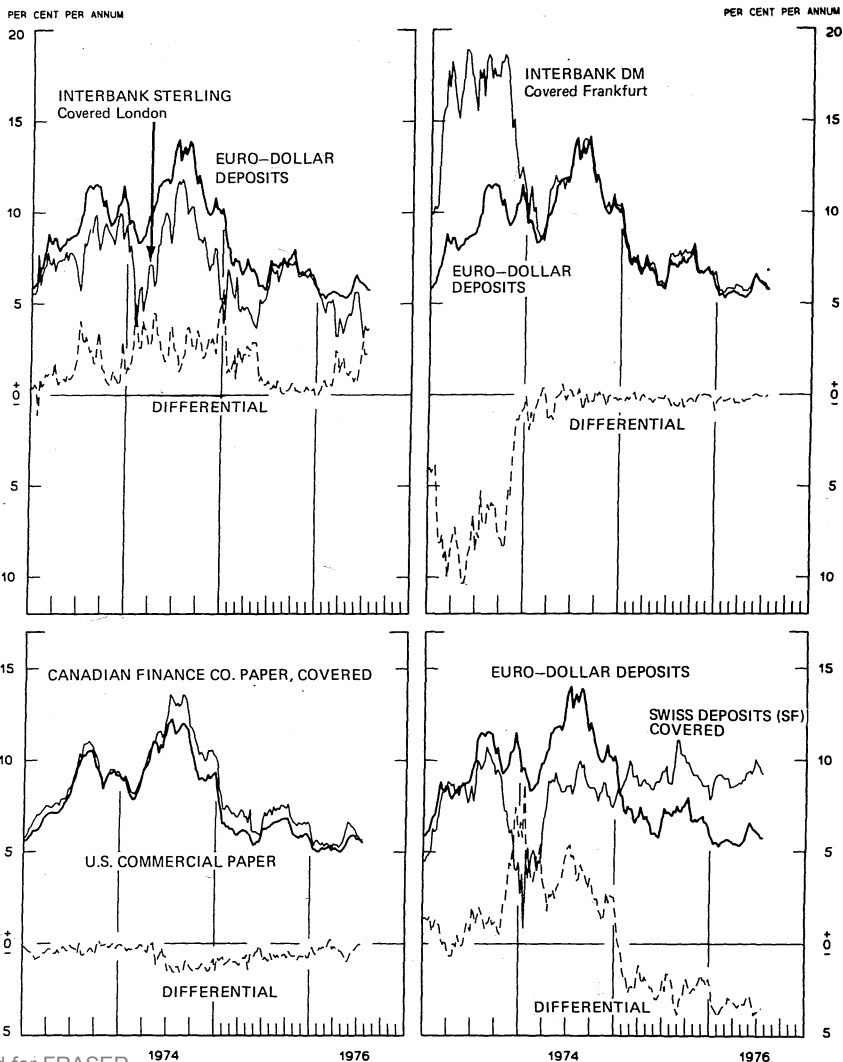


Chart 9
LONG-TERM GOVERNMENT BOND YIELDS
 WEEKLY SERIES

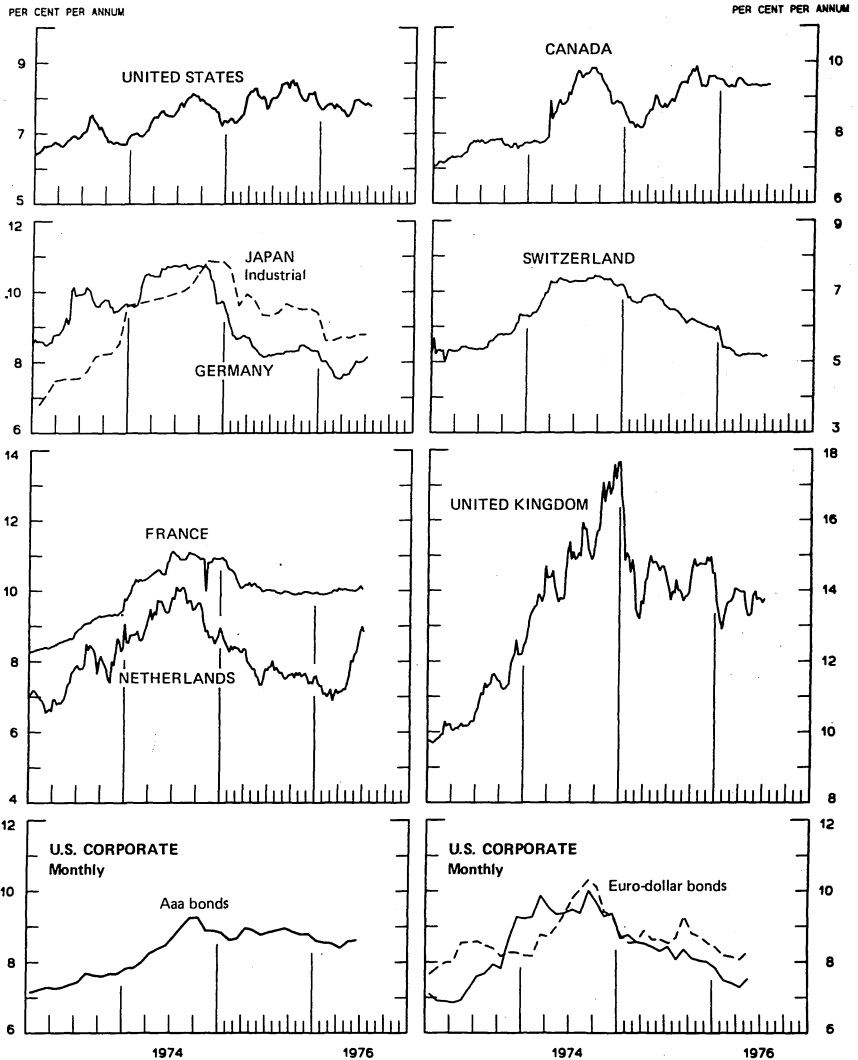
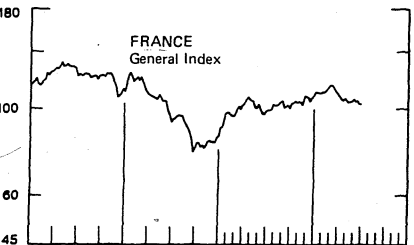
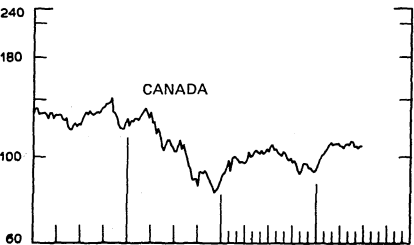
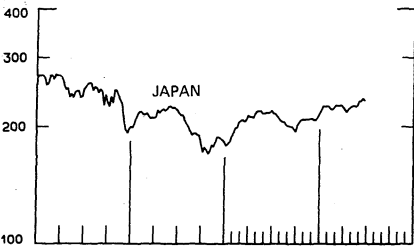
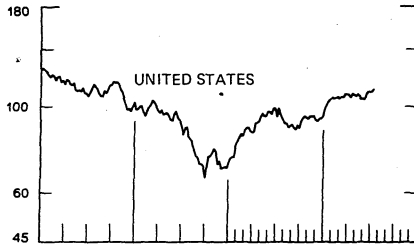
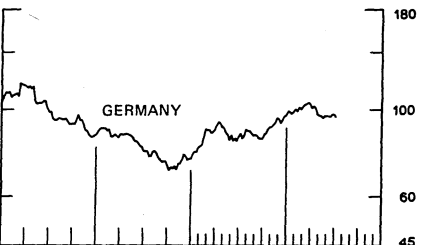
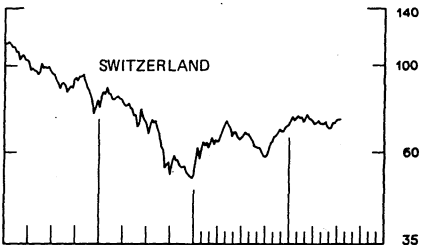
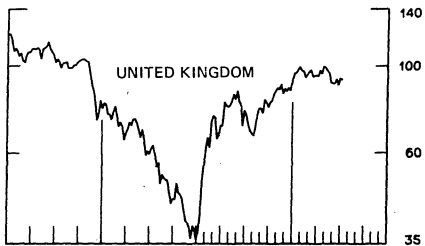


Chart 10
INDUSTRIAL STOCK INDEXES
 WEEKLY SERIES

RATIO SCALE
 1969=100



RATIO SCALE
 1969=100



1974

1976

1974

1976

SERIES NAME

LAST VALUE PLOTTED
DATE VALUE

CHART 1. SPOT EXCHANGE RATES

U.S. DOLLAR, WEIGHTED AVERAGE	JULY 21	90.87
JAPANESE YEN	JULY 21	122.63
GERMAN MARK	JULY 21	142.03
DUTCH GUILDER	JULY 21	132.35
U.K. POUND	JULY 21	74.12
CANADIAN DOLLAR	JULY 21	110.94
FRENCH FRANC	JULY 21	113.69
SWISS FRANC	JULY 21	175.98
BELGIAN FRANC	JULY 21	125.68
ITALIAN LIRA	JULY 21	74.66

CHART 2. 3-MONTH FORWARD EXCHANGE RATES

CANADIAN DOLLAR	JULY 21	-3.86
U.K. POUND	JULY 21	-7.57
GERMAN MARK	JULY 21	1.38
FRENCH FRANC	JULY 21	-7.06
SWISS FRANC	JULY 21	4.73
DUTCH GUILDER	JULY 21	-2.74
JAPANESE YEN	JULY 21	-0.44

CHART 3. GOLD PRICE IN LONDON

U.S. DOLLAR PER FINE OUNCE	JULY 21	114.83
----------------------------	---------	--------

CHART 4. CALL MONEY RATES

U.S. FEDERAL FUNDS	JULY 21	5.30
OVERNIGHT EURO-DOLLAR DEPOSITS	JULY 21	5.28
U.K. 2-DAY LOCAL AUTHORITY DEPOSITS	JULY 16	10.88
CANADA	JULY 9	8.97
GERMANY	JULY 16	4.40
EURO-DM	JULY 9	4.09
JAPAN	JULY 16	7.00
FRANCE	JULY 16	8.25
NETHERLANDS	JULY 9	5.19
EURO-SWISS FRANC	JULY 9	1.19

CHART 5. 3-MONTH INTEREST RATES

U.S. CD'S (60-89 DAYS)	JULY 21	5.38
GERMAN INTERBANK LOAN	JULY 21	4.40
JAPANESE COMPOSITE LOAN	MAY	8.26
EURO-DOLLAR DEPOSIT	JULY 21	5.75
CANADIAN FINANCE COMPANY PAPER	JULY 21	9.52
INTERBANK STERLING	JULY 21	11.21
SWISS DEPOSIT	JULY 21	4.50

SERIES NAME

LAST VALUE PLOTTEC
DATE VALUE

CHART 6. EURO-DOLLAR DEPOSIT RATES: LONDON

OVERNIGHT	JULY 21	5.28
7-DAY	JULY 21	5.25
1-MONTH	JULY 21	5.40
3-MONTH	JULY 21	5.75
6-MONTH	JULY 21	6.35
1-YEAR	JULY 21	6.93

CHART 7. SELECTED EURO-DOLLAR AND U.S. MONEY MARKET RATES

OVERNIGHT EURO-DOLLAR DEPOSITS	JULY 21	5.28
U.S. FEDERAL FUNDS	JULY 21	5.30
DIFFERENTIAL ADJ. FOR RESERVE REQUIREMENTS	JULY 21	0.20
3-MONTH EURO-DOLLAR DEPOSIT RATE	JULY 21	5.75
U.S. CD'S (60-89 DAYS)	JULY 21	5.38
DIFFERENTIAL ADJ. FOR RESERVE REQUIREMENTS	JULY 21	0.27

CHART 8. INTEREST ARBITRAGE, 3-MONTH FUNDS

EURO-DOLLAR DEPOSIT	JULY 21	5.75
INTERBANK STERLING (LONDON), COVERED	JULY 21	3.64
DIFFERENTIAL	JULY 21	2.11
U.S. COMMERCIAL PAPER	JULY 21	5.50
CANADIAN FINANCE CO. PAPER, COVERED	JULY 21	5.67
DIFFERENTIAL	JULY 21	-0.17
EURO-DOLLAR DEPOSIT	JULY 21	5.75
INTERBANK DM (FRANKFURT), COVERED	JULY 21	5.78
DIFFERENTIAL	JULY 21	-0.03
EURO-DOLLAR DEPOSIT	JULY 21	5.75
SWISS DEPOSIT (SF), COVERED	JULY 21	9.23
DIFFERENTIAL	JULY 21	-3.48

15

SERIES NAME

LAST VALUE PLOTTED
DATE VALUE

CHART 9. LONG TERM GOVERNMENT BOND YIELDS

UNITED STATES	JULY 16	7.78
GERMANY	JULY 9	8.14
JAPAN (MONTHLY)	JUNE	8.77
SWITZERLAND	JULY 9	5.15
CANADA	JULY 9	9.34
FRANCE	JULY 2	10.04
NETHERLANDS	JULY 9	8.84
UNITED KINGDOM	JULY 9	13.74

U.S. CORPORATE

AAA BONDS	JUNE	8.62
EURO-DM BONDS	MAY	7.52
EURO-DOLLAR BONDS	MAY	8.27

CHART 10. INDUSTRIAL STOCK INDEXES

UNITED STATES	JULY 16	110.56
JAPAN	JUNE 25	232.99
CANADA	JUNE 25	106.25
FRANCE	JULY 2	102.82
UNITED KINGDOM	JULY 9	92.12
SWITZERLAND	JULY 16	72.79
GERMANY	JULY 9	95.89



FEDERAL RESERVE

statistical release

H.10

JULY 26, 1976

FOREIGN EXCHANGE RATES

FOR THE WEEK ENDING JULY 23, 1976

The Board of Governors of the Federal Reserve System is advised that the Federal Reserve Bank of New York has certified for customs purposes the following noon buying rate in New York City for cable transfers payable in foreign currencies:

COUNTRY	MONETARY UNIT	(RATE U.S. CENTS)				
		JULY 19	JULY 20	JULY 21	JULY 22	JULY 23
AUSTRALIA	DOLLAR	123.4300	123.3700	123.5000	123.7000	123.4600
AUSTRIA	SCHILLING	5.46000	5.46000	5.46000	5.46000	5.46000
BELGIUM	FRANC	2.51450	2.51200	2.51300	5.51300	5.51500
CANADA	DOLLAR	102.5400	102.5300	102.7300	102.6100	102.6600
DENMARK	KRONE	16.1800	16.1900	16.1900	16.2000	16.1700
FINLAND	MARKKA	25.7600	25.7400	25.7300	25.7300	25.7400
FRANCE	FRANC	20.3000	20.4000	20.3800	20.3400	20.2800
GERMANY	D. MARK	38.8100	38.7900	38.8300	38.7900	38.8000
INDIA	RUPEE	11.2300	11.2300	11.2300	11.2300	11.2300
IRELAND	POUND	177.4000	178.1500	178.3400	178.3000	178.1800
ITALY	LIRA	0.11940	0.11960	0.11960	0.11960	0.11960
JAPAN	YEN	0.34050	0.34090	0.34060	0.34050	0.34020
MALAYSIA	DOLLAR	39.7100	39.8000	39.9300	39.9600	39.9800
MEXICO	PESO	8.0000	8.0000	8.0000	8.0000	8.0000
NETHERLANDS	GUILDER	36.5500	36.5400	36.5700	36.5700	36.5500
NEW ZEALAND	DOLLAR	98.7900	98.6600	98.8500	98.9500	98.8300
NORWAY	KRONE	17.8800	17.8800	17.8700	17.8600	17.8500
PORTUGAL	ESCUDO	3.1800	3.1800	3.1800	3.1800	3.1900
SOUTH AFRICA	RAND	114.8000	114.8000	114.8000	114.8000	114.7500
SPAIN	PESATA	1.4688	1.4688	1.4690	1.4682	1.4660
SRI LANKA	RUPEE	11.5000	11.5000	11.5000	11.5000	11.5000
SWEDEN	KRONA	22.3800	22.3600	22.3400	22.3500	22.3000
SWITZERLAND	FRANC	40.2800	40.2000	40.1300	39.8500	39.8000
UNITED KINGDOM	POUND	177.4000	178.1500	178.3400	178.3000	178.1800

16