

1/13

---

1/2

# Selected Interest & Exchange Rates

## Weekly Series of Charts

**JULY 19, 1976**

**Prepared by the  
FINANCIAL MARKETS  
SECTION**

**DIVISION OF  
INTERNATIONAL FINANCE**

**BOARD OF GOVERNORS  
FEDERAL RESERVE SYSTEM  
Washington, D.C. 20551**

---

2

# Table of Contents

## TABLES

1. LATEST FIGURES PLOTTED
2. DAILY CERTIFIED SPOT EXCHANGE RATES--  
H.10 RELEASE

## CHARTS

1. SPOT EXCHANGE RATE INDEXES
2. 3-MONTH FORWARD EXCHANGE RATES
3. GOLD PRICE--LONDON
4. CALL MONEY RATES
5. 3-MONTH INTEREST RATES
6. EURO-DOLLAR DEPOSIT RATES
7. SELECTED EURO-DOLLAR AND U.S. MONEY MARKET RATES
8. INTEREST ARBITRAGE: 3-MONTH FUNDS
9. LONG-TERM GOVERNMENT BOND YIELDS
10. INDUSTRIAL STOCK INDEXES

## SUBSCRIPTION RATES:

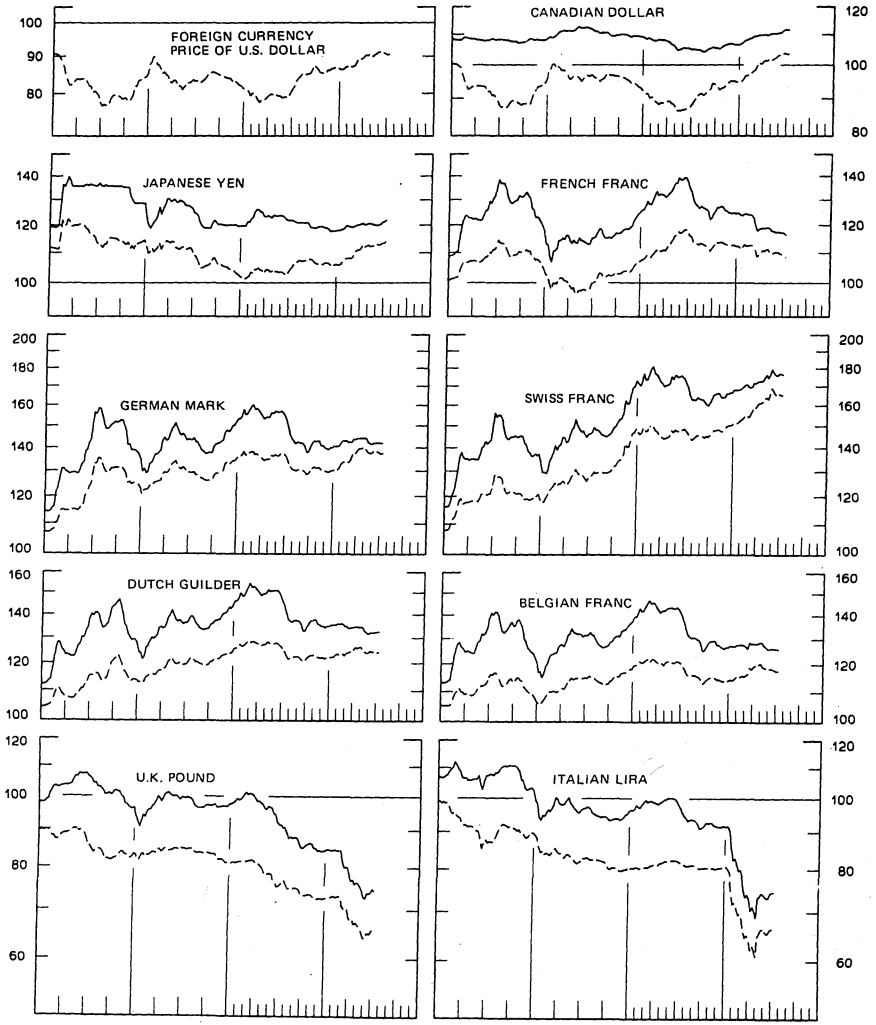
Weekly \$15.00 per year or \$.40 each in the United States, its possessions, Canada, and Mexico; 10 or more of the same issue to one address, \$13.50 per year or \$.35 each. Elsewhere, \$20.00 per year or \$.50 each. Address requests to Publications Services, Division of Administrative Services, and make payment remittance payable to the order of the Board of Governors of the Federal Reserve System in a form collectible at par in U.S. Currency.

# Chart 1 SPOT EXCHANGE RATES

## DOLLAR PRICES OF FOREIGN CURRENCIES AND WEIGHTED AVERAGE VALUES (DASHED LINE) AVERAGES FOR WEEK ENDING WEDNESDAY

RATIO SCALE  
MAY 1970 PARITY=100

RATIO SCALE  
MAY 1970 PARITY=100



1974

1976

1974

1976

Chart 2  
**3-MONTH FORWARD EXCHANGE RATES**  
 PREMIUMS (+), OR DISCOUNT (-)  
 AVERAGES FOR WEEK ENDING WEDNESDAY

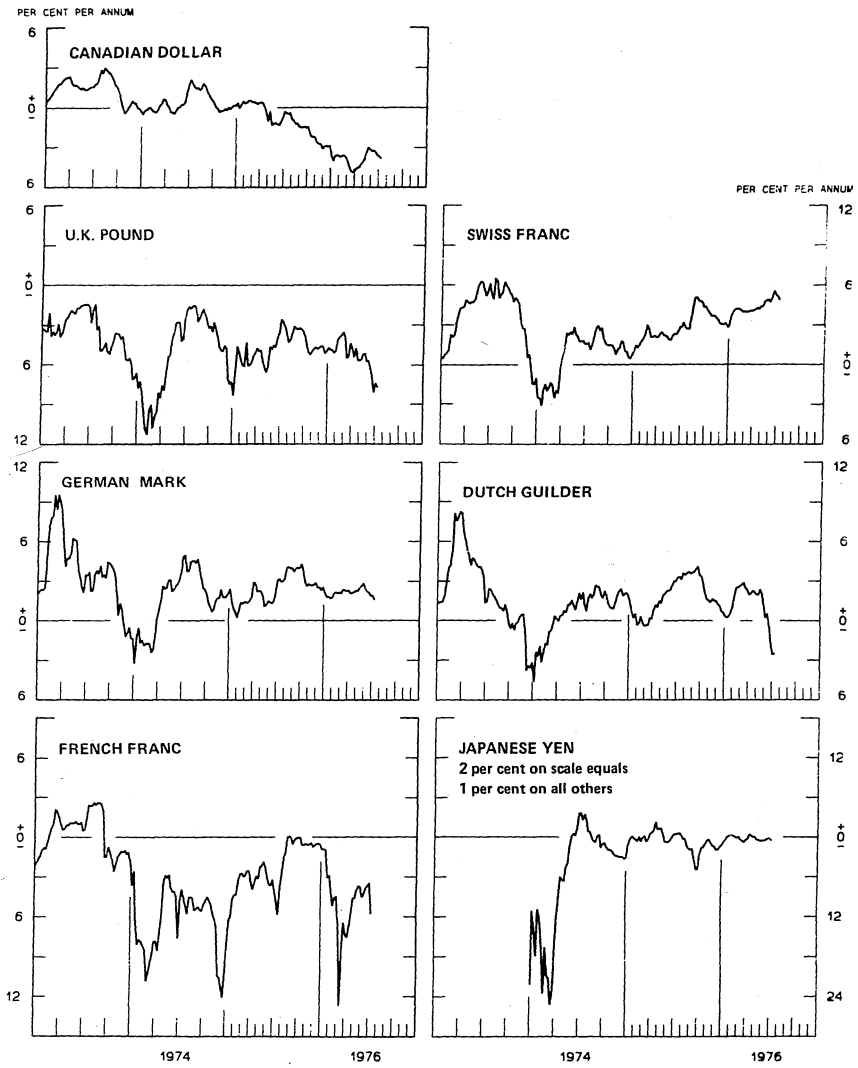


Chart 3  
**PRICE OF GOLD IN LONDON**  
AVERAGES FOR WEEK ENDING WEDNESDAY

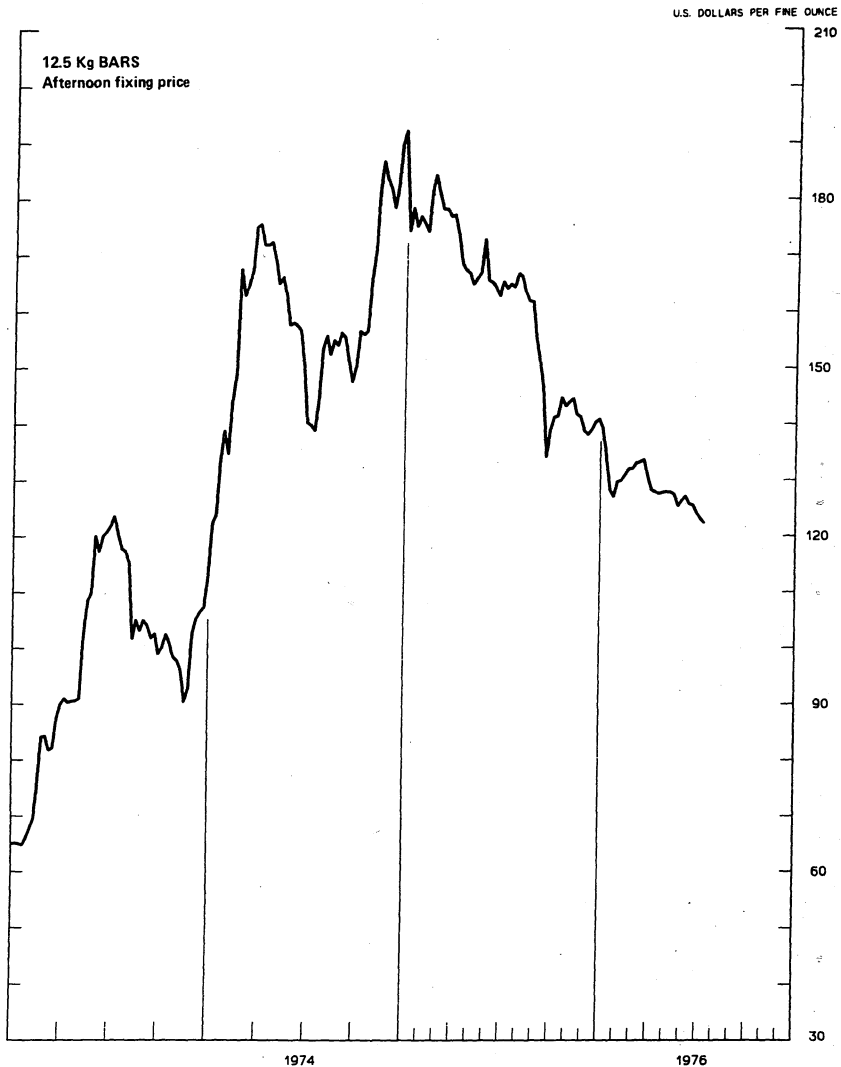


Chart 4  
**CALL MONEY RATES**  
 WEEKLY SERIES

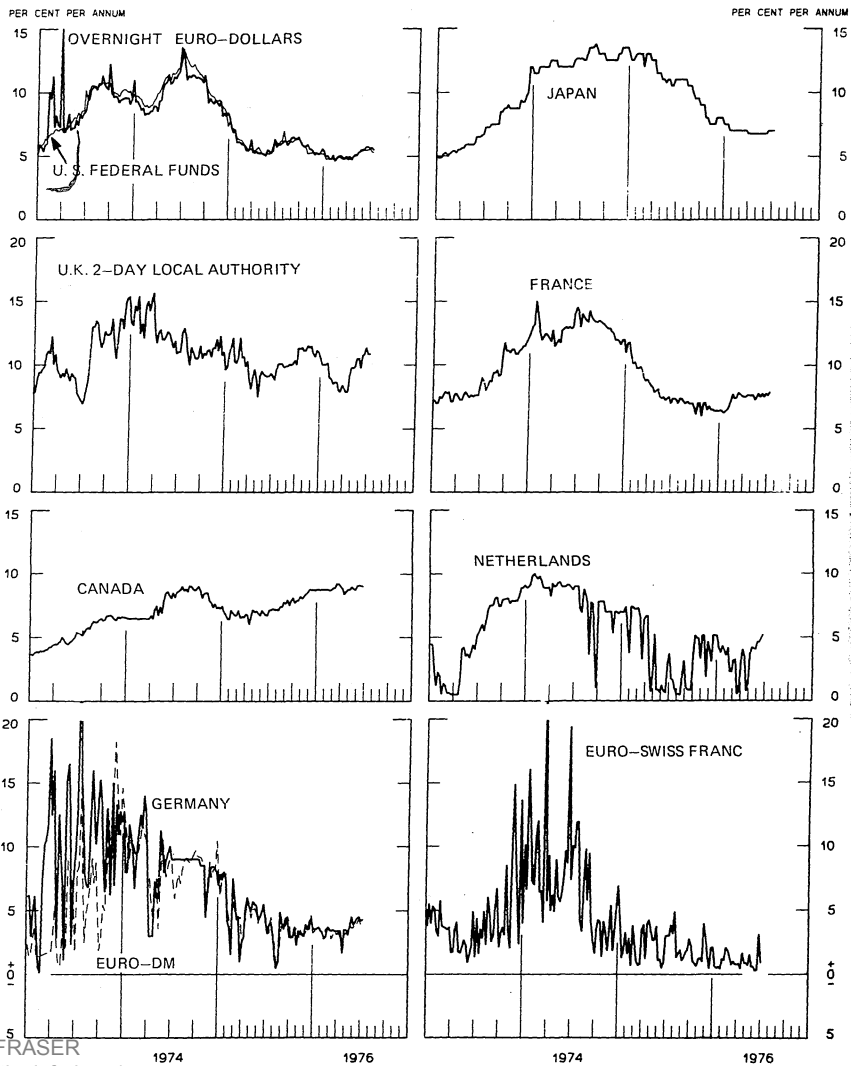


Chart 5  
**3-MONTH INTEREST RATES**  
 WEEKLY SERIES

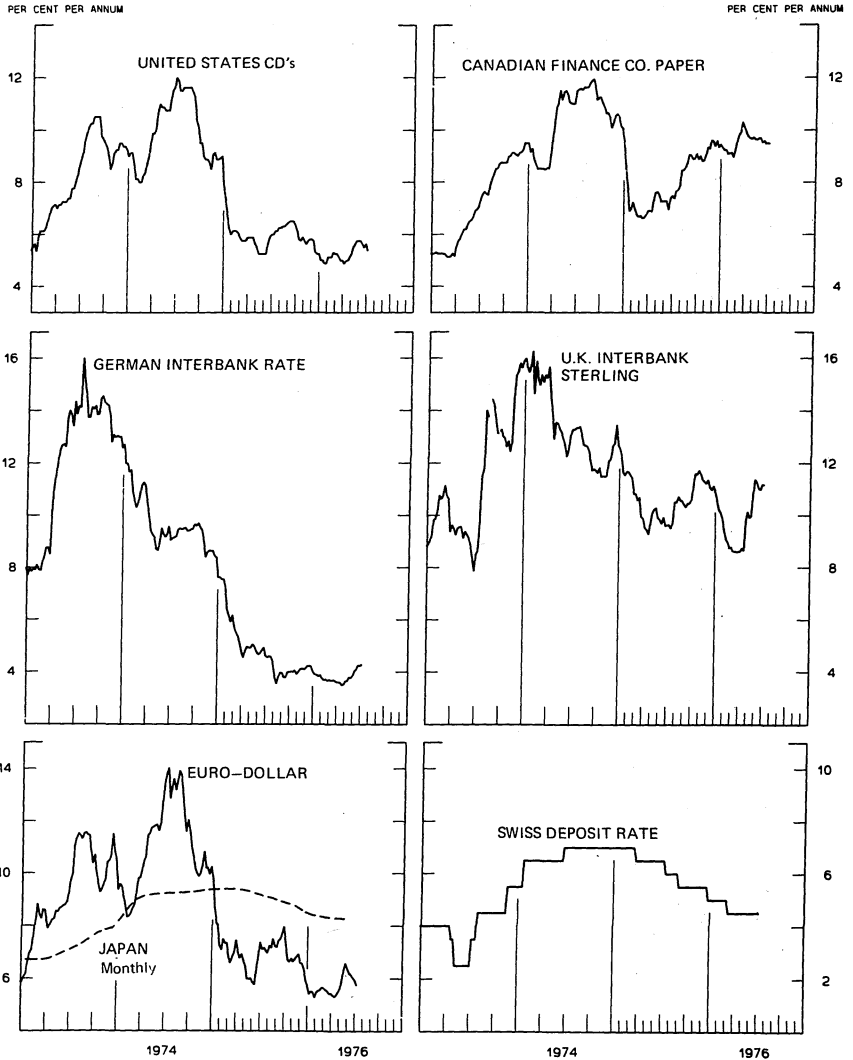


Chart 6  
**EURO-DOLLAR DEPOSIT RATES London**  
AVERAGES FOR WEEK ENDING WEDNESDAY

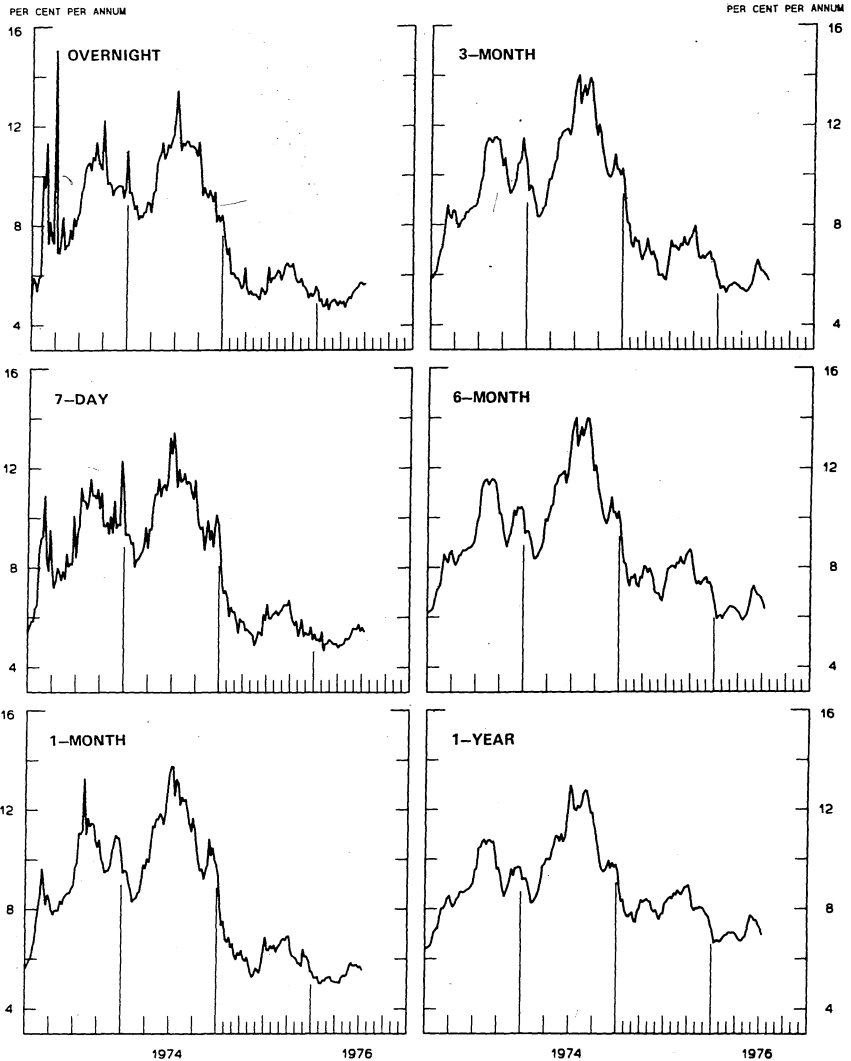




Chart 7  
**SELECTED EURO-DOLLAR AND U.S. MONEY MARKET RATES**  
 AVERAGES FOR WEEK ENDING WEDNESDAY

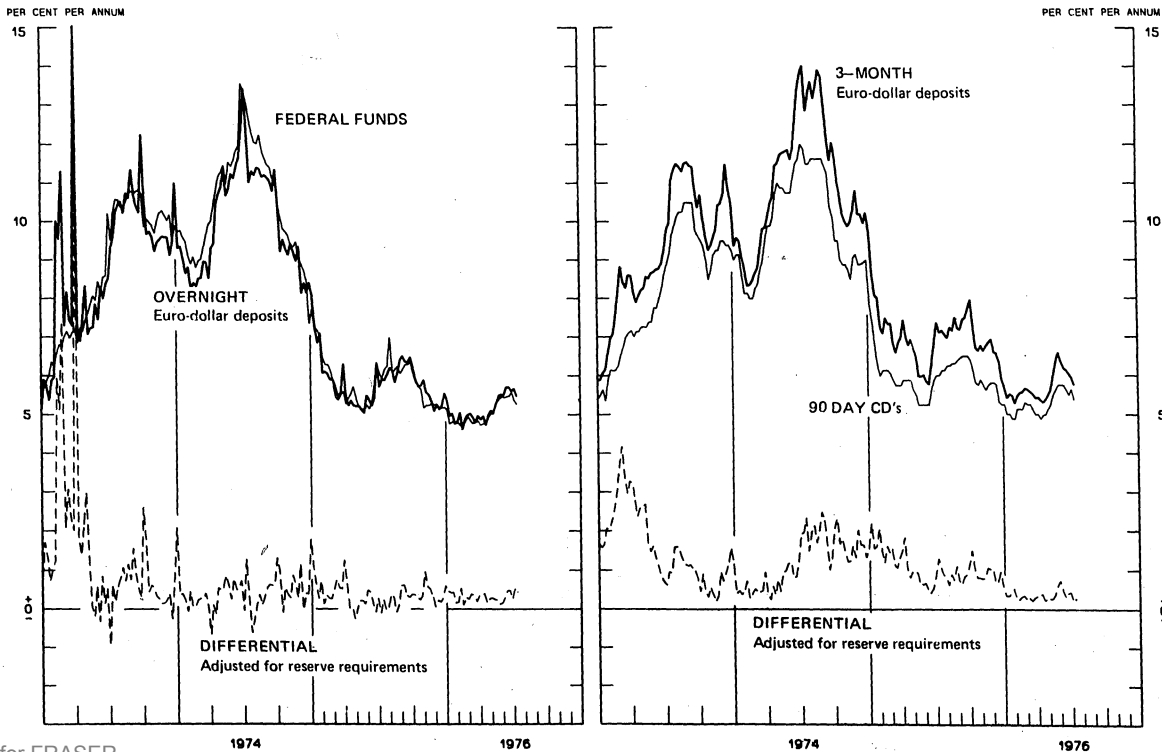


Chart 8

### INTEREST ARBITRAGE: 3-MONTH FUNDS

AVERAGES FOR WEEK ENDING WEDNESDAY

DIFFERENTIAL: PLUS(+), INDICATES FAVOR DOLLAR ASSETS

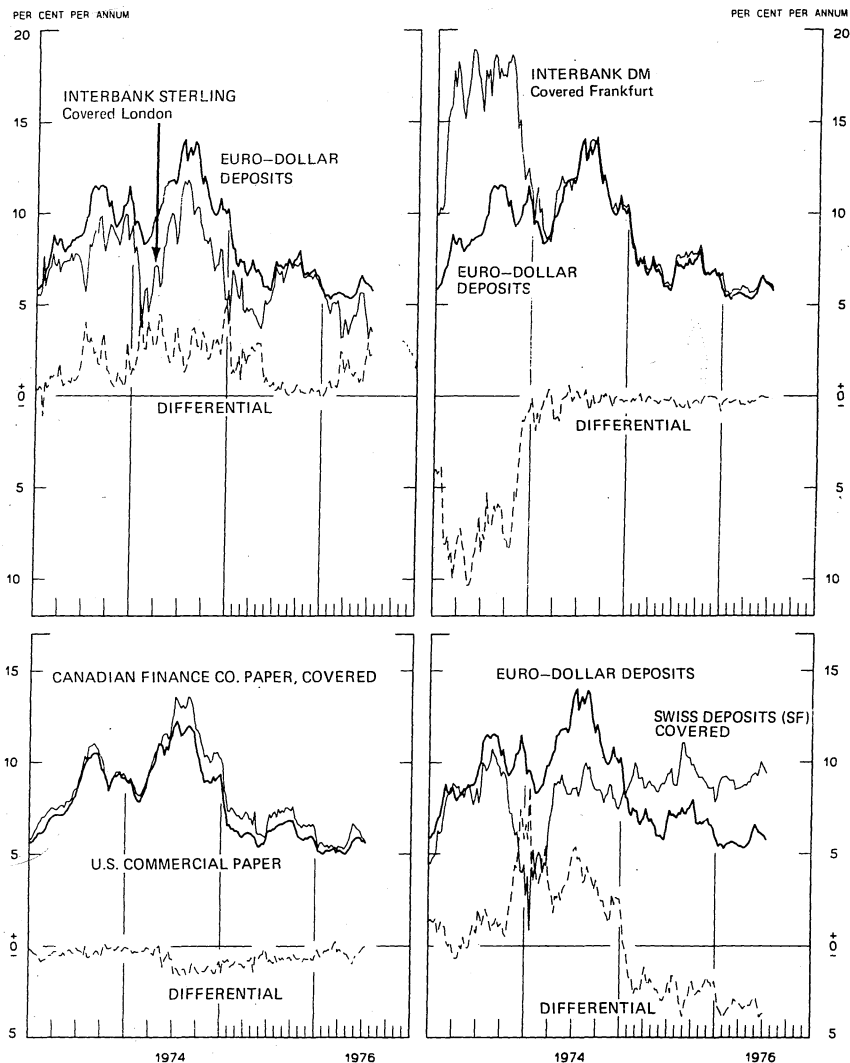


Chart 9  
**LONG-TERM GOVERNMENT BOND YIELDS**  
 WEEKLY SERIES

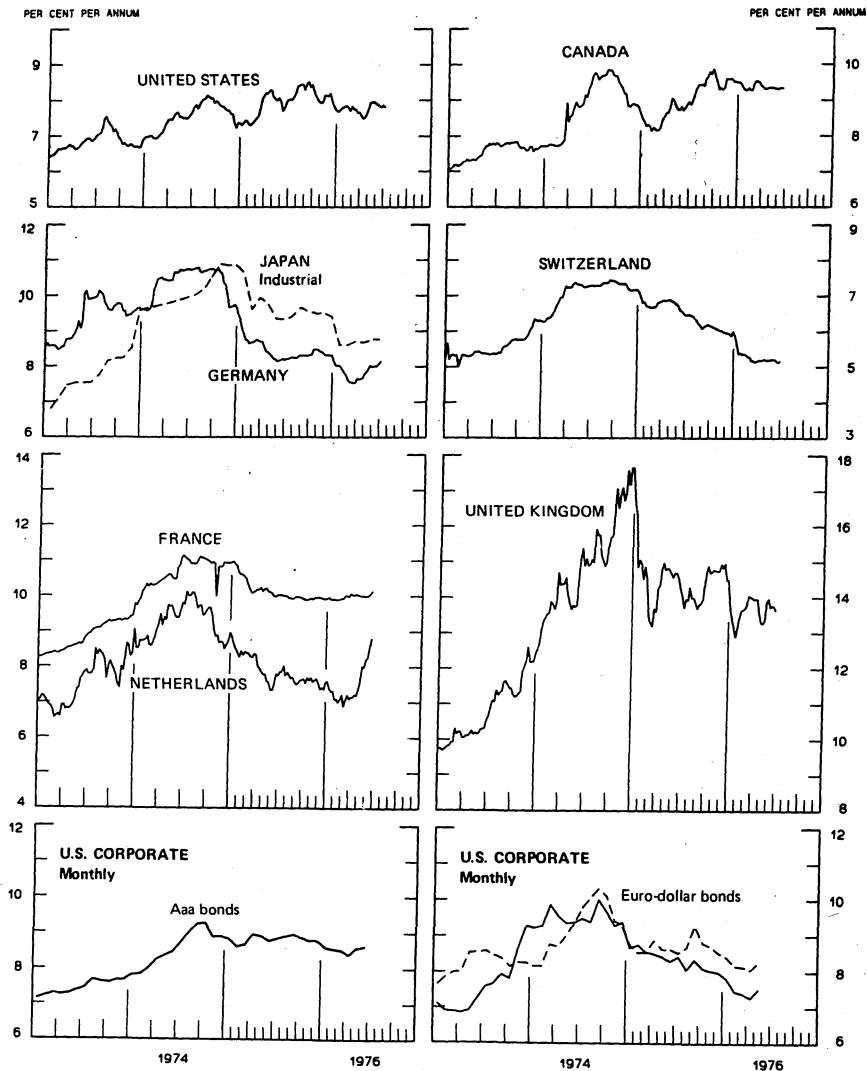
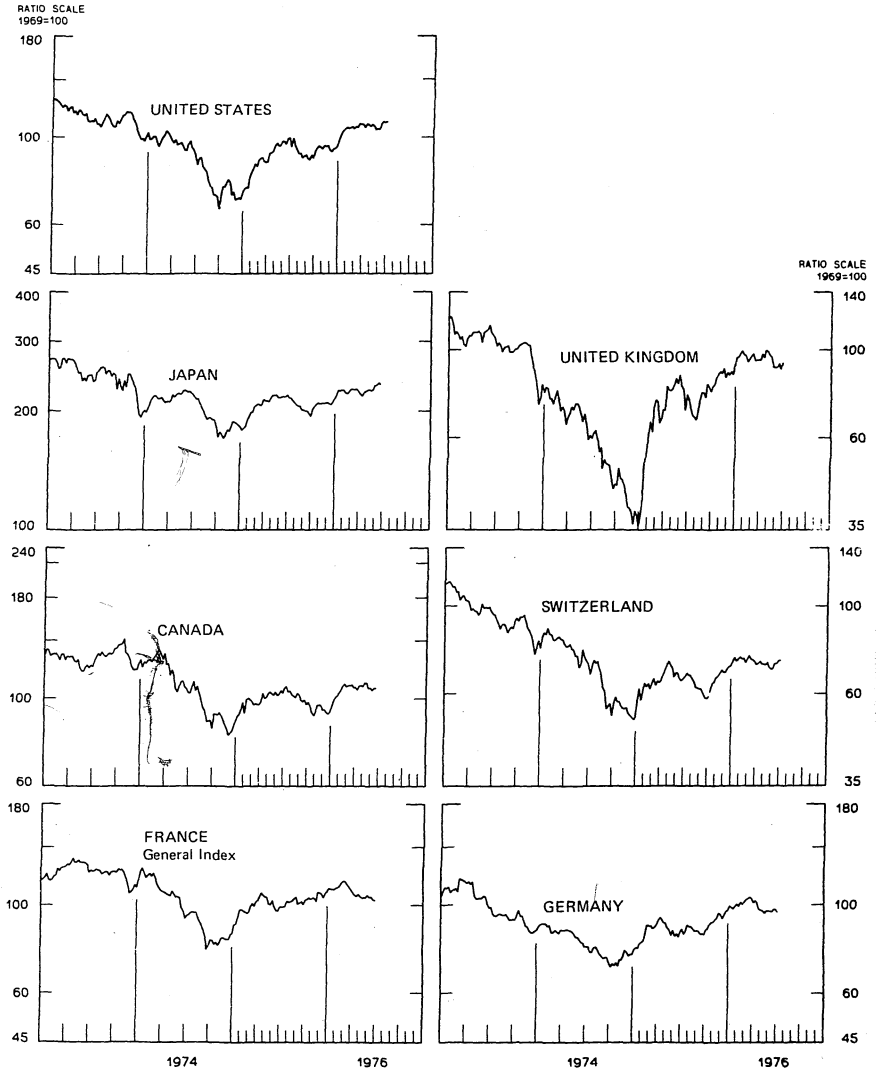


Chart 10  
**INDUSTRIAL STOCK INDEXES**  
 WEEKLY SERIES



## SERIES NAME

LAST VALUE PLOTTED  
DATE VALUE

## CHART 1. SPOT EXCHANGE RATES

SERIES NAME	DATE	VALUE
U.S. DOLLAR, WEIGHTED AVERAGE	JULY 14	90.59
JAPANESE YEN	JULY 14	121.86
GERMAN MARK	JULY 14	141.94
DUTCH GUILDER	JULY 14	132.67
U.K. POUND	JULY 14	74.32
CANADIAN DOLLAR	JULY 14	111.57
FRENCH FRANC	JULY 14	116.25
SWISS FRANC	JULY 14	176.37
BELGIAN FRANC	JULY 14	125.83
ITALIAN LIRA	JULY 14	74.52

## CHART 2. 3-MONTH FORWARD EXCHANGE RATES

SERIES NAME	DATE	VALUE
CANADIAN DOLLAR	JULY 14	-3.86
U.K. POUND	JULY 14	-7.67
GERMAN MARK	JULY 14	1.62
FRENCH FRANC	JULY 14	-5.75
SWISS FRANC	JULY 14	4.88
DUTCH GUILDER	JULY 14	-2.50
JAPANESE YEN	JULY 14	-0.45

## CHART 3. GOLD PRICE IN LONDON

SERIES NAME	DATE	VALUE
U.S. DOLLAR PER FINE OUNCE	JULY 14	122.38

## CHART 4. CALL MONEY RATES

SERIES NAME	DATE	VALUE
U.S. FEDERAL FUNDS	JULY 14	5.27
OVERNIGHT EURO-DOLLAR DEPOSITS	JULY 14	5.48
U.K. 2-DAY LOCAL AUTHORITY DEPOSITS	JULY 9	10.88
CANADA	JUNE 25	9.00
GERMANY	JULY 9	4.30
EURO-DM	JULY 2	3.94
JAPAN	JULY 9	7.00
FRANCE	JULY 9	7.88
NETHERLANDS	JUNE 25	5.19
EURO-SWISS FRANC	JULY 2	0.90

## CHART 5. 3-MONTH INTEREST RATES

SERIES NAME	DATE	VALUE
U.S. CD'S (60-89 DAYS)	JULY 14	5.38
GERMAN INTERBANK LOAN	JULY 14	4.28
JAPANESE COMPOSITE LOAN	MAY	8.25
EURO-DOLLAR DEPOSIT	JULY 14	5.76
CANADIAN FINANCE COMPANY PAPER	JULY 14	9.47
INTERBANK STERLING	JULY 14	11.18
SWISS DEPOSIT	JULY 14	4.50

14

SERIES NAME

LAST VALUE PLOTTED  
DATE VALUE

CHART 6. EURO-DOLLAR DEPOSIT RATES: LONDON

SERIES NAME	DATE	VALUE
OVERNIGHT	JULY 14	5.48
7-DAY	JULY 14	5.43
1-MONTH	JULY 14	5.55
3-MONTH	JULY 14	5.76
6-MONTH	JULY 14	6.34
1-YEAR	JULY 14	6.96

CHART 7. SELECTED EURO-DOLLAR AND U.S. MONEY MARKET RATES

SERIES NAME	DATE	VALUE
OVERNIGHT EURO-DOLLAR DEPOSITS	JULY 14	5.48
U.S. FEDERAL FUNDS	JULY 14	5.27
DIFFERENTIAL ADJ. FOR RESERVE REQUIREMENTS	JULY 14	0.44
3-MONTH EURO-DOLLAR DEPOSIT RATE	JULY 14	5.76
U.S. CD'S (60-89 DAYS)	JULY 14	5.38
DIFFERENTIAL ADJ. FOR RESERVE REQUIREMENTS	JULY 14	0.28

CHART 8. INTEREST ARBITRAGE, 3-MONTH FUNDS

EURO-DOLLAR DEPOSIT	JULY 14	5.76
INTERBANK STERLING (LONDON), COVERED	JULY 14	3.51
DIFFERENTIAL	JULY 14	2.26
U.S. COMMERCIAL PAPER	JULY 14	5.60
CANADIAN FINANCE CO. PAPER, COVERED	JULY 14	5.61
DIFFERENTIAL	JULY 14	-0.01
EURO-DOLLAR DEPOSIT	JULY 14	5.76
INTERBANK DM (FRANKFURT), COVERED	JULY 14	5.90
DIFFERENTIAL	JULY 14	-0.14
EURO-DOLLAR DEPOSIT	JULY 14	5.76
SWISS DEPOSIT (SF), COVERED	JULY 14	4.38
DIFFERENTIAL	JULY 14	-3.62

13

LAST VALUE PLOTTED  
DATE VALUE

SERIES NAME

CHART 9. LONG TERM GOVERNMENT BOND YIELDS

SERIES NAME	DATE	VALUE
UNITED STATES	JULY 9	7.82
GERMANY	JULY 9	8.14
JAPAN (MONTHLY)	JUNE	8.77
SWITZERLAND	JULY 2	5.16
CANADA	JUNE 25	9.32
FRANCE	JUNE 25	10.13
NETHERLANDS	JUNE 25	8.79
UNITED KINGDOM	JULY 2	13.64

U.S. CORPORATE

AAA BONDS	JUNE	8.62
EURO-DM BONDS	MAY	7.52
EURO-DOLLAR BONDS	MAY	8.27

CHART 10. INDUSTRIAL STOCK INDEXES

UNITED STATES	JULY 9	109.17
JAPAN	JUNE 25	232.99
CANADA	JUNE 25	168.25
FRANCE	JULY 2	102.82
UNITED KINGDOM	JULY 2	92.78
SWITZERLAND	JULY 9	72.72
GERMANY	JULY 9	95.89



# FEDERAL RESERVE

statistical release

H. 10

JULY 16, 1976

## FOREIGN EXCHANGE RATES

FOR THE WEEK ENDING JULY 16, 1976

The Board of Governors of the Federal Reserve System is advised that the Federal Reserve Bank of New York has certified for customs purposes the following noon buying rate in New York City for cable transfers payable in foreign currencies:

COUNTRY	MONETARY UNIT	(RATE U.S. CENTS)				
		JULY 12	JULY 13	JULY 14	JULY 15	JULY 16
AUSTRALIA	DOLLAR	123.2400	123.3900	123.8500	123.6500	123.5200
AUSTRIA	SCHILLING	5.42000	5.42000	5.45000	5.46000	5.46000
BELGIUM	FRANC	2.51500	2.51600	2.51900	2.51630	2.51250
CANADA	DOLLAR	103.2400	103.2600	102.9000	102.6800	102.6400
DENMARK	KRONE	16.2400	16.2400	16.2400	16.2500	16.2100
FINLAND	MARKKA	25.7500	25.7400	25.7500	25.7700	25.7600
FRANCE	FRANC	20.9200	20.9100	20.9200	20.7600	20.5000
GERMANY	D. MARK	38.7400	38.7600	38.8300	38.8000	38.8000
INDIA	RUPEE	11.1500	11.1500	11.1500	11.1500	11.2300
IRELAND	POUND	178.9100	178.7000	178.0500	178.0000	177.6000
ITALY	LIRA	0.11910	0.11930	0.11930	0.11940	0.11930
JAPAN	YEN	0.33740	0.33910	0.34170	0.34110	0.34010
MALAYSIA	DOLLAR	39.3800	37.4100	39.4700	39.5700	39.5900
MEXICO	PESO	8.0000	8.0000	8.0000	8.0000	8.0000
NETHERLANDS	GUILDER	36.6400	36.6300	36.6400	36.6200	36.5200
NEW ZEALAND	DOLLAR	98.7000	99.0500	99.4000	98.8400	98.9500
NORWAY	KRONE	17.8800	17.9100	17.9200	17.9100	17.9000
PORTUGAL	ESCUDDO	3.1900	3.1800	3.1800	3.1900	3.1800
SOUTH AFRICA	RAND	114.8500	114.8500	114.8500	114.8500	114.8000
SPAIN	PESATA	1.4710	1.4710	1.4720	1.4712	1.4700
SRI LANKA	RUPEE	11.4500	11.4500	11.2500	11.2500	11.5000
SWEDEN	KRONA	22.3600	22.3600	22.4000	22.3700	22.3700
SWITZERLAND	FRANC	40.2700	40.3000	40.4000	40.3200	40.2900
UNITED KINGDOM	POUND	178.9100	178.7000	178.0500	178.0000	177.6000

5