


C.A.13



# Selected Interest & Exchange Rates

## Weekly Series of Charts

**JULY 12, 1976**

**Prepared by the  
FINANCIAL MARKETS  
SECTION**

**DIVISION OF  
INTERNATIONAL FINANCE**

**BOARD OF GOVERNORS  
FEDERAL RESERVE SYSTEM  
Washington, D.C. 20551**

---

# Table of Contents

## TABLES

1. LATEST FIGURES PLOTTED
2. DAILY CERTIFIED SPOT EXCHANGE RATES--  
H.10 RELEASE

## CHARTS

1. SPOT EXCHANGE RATE INDEXES
2. 3-MONTH FORWARD EXCHANGE RATES
3. GOLD PRICE--LONDON
4. CALL MONEY RATES
5. 3-MONTH INTEREST RATES
6. EURO-DOLLAR DEPOSIT RATES
7. SELECTED EURO-DOLLAR AND  
U.S. MONEY MARKET RATES
8. INTEREST ARBITRAGE: 3-MONTH FUNDS
9. LONG-TERM GOVERNMENT BOND YIELDS
10. INDUSTRIAL STOCK INDEXES

## SUBSCRIPTION RATES:

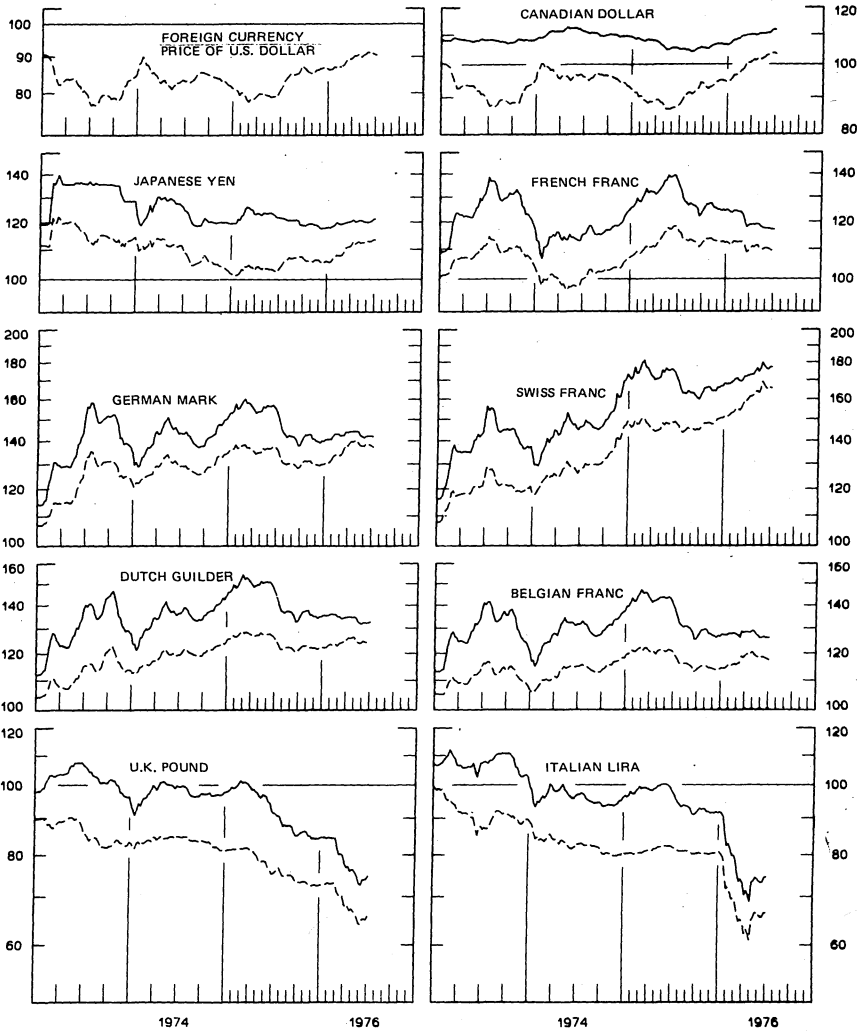
Weekly \$15.00 per year or \$.40 each in the United States, its possessions, Canada, and Mexico; 10 or more of the same issue to one address, \$13.50 per year or \$.35 each. Elsewhere, \$20.00 per year or \$.50 each. Address requests to Publications Services, Division of Administrative Services, and make payment remittance payable to the order of the Board of Governors of the Federal Reserve System in a form collectible at par in U.S. Currency.

# Chart 1 SPOT EXCHANGE RATES

DOLLAR PRICES OF FOREIGN CURRENCIES AND WEIGHTED AVERAGE VALUES (DASHED LINE)  
AVERAGES FOR WEEK ENDING WEDNESDAY

RATIO SCALE  
MAY 1970 PARITY=100

RATIO SCALE  
MAY 1970 PARITY=100



1974

1976

1974

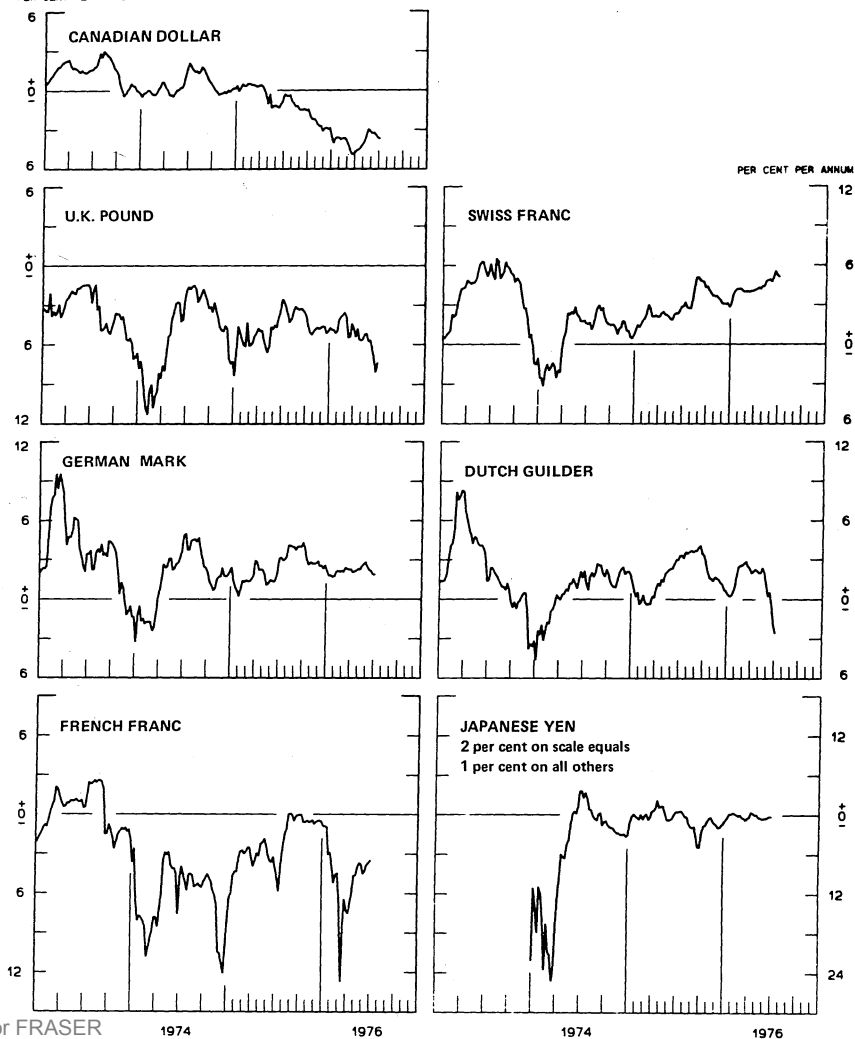
1976

Chart 2  
**3-MONTH FORWARD EXCHANGE RATES**

PREMIUMS (+), OR DISCOUNT (-)

AVERAGES FOR WEEK ENDING WEDNESDAY

PER CENT PER ANNUM



5

Chart 3  
**PRICE OF GOLD IN LONDON**  
AVERAGES FOR WEEK ENDING WEDNESDAY

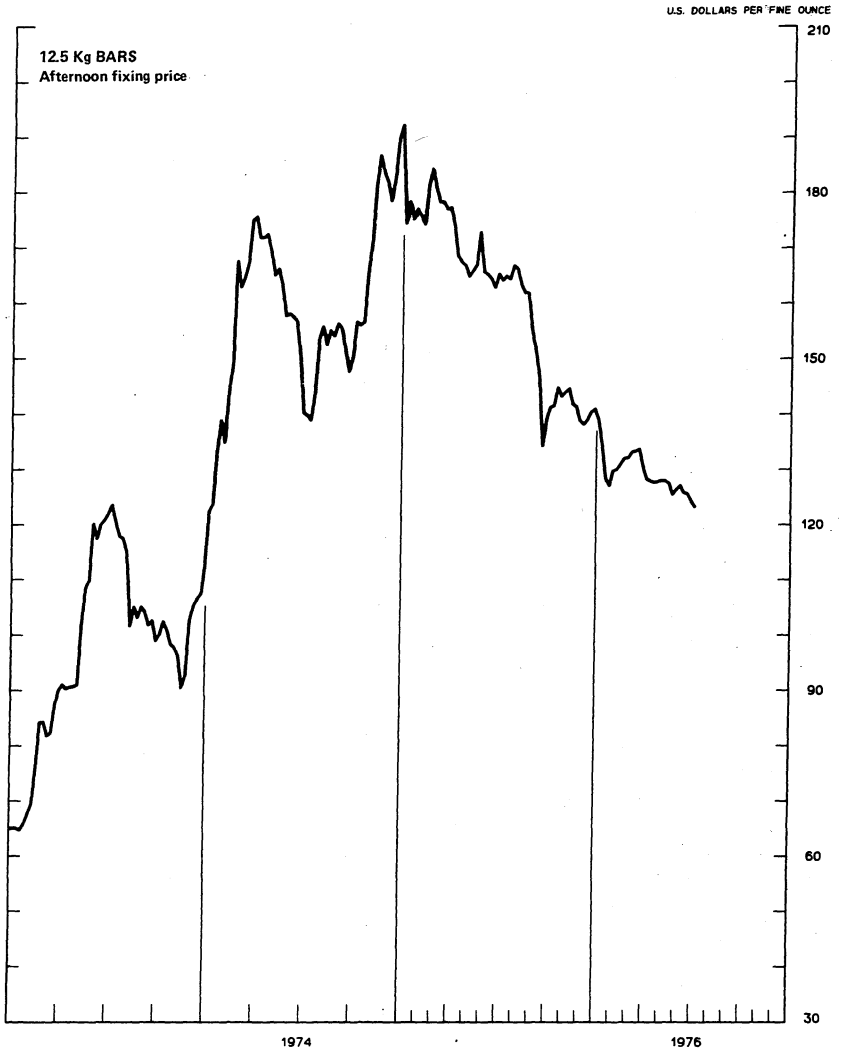


Chart 4  
**CALL MONEY RATES**  
WEEKLY SERIES

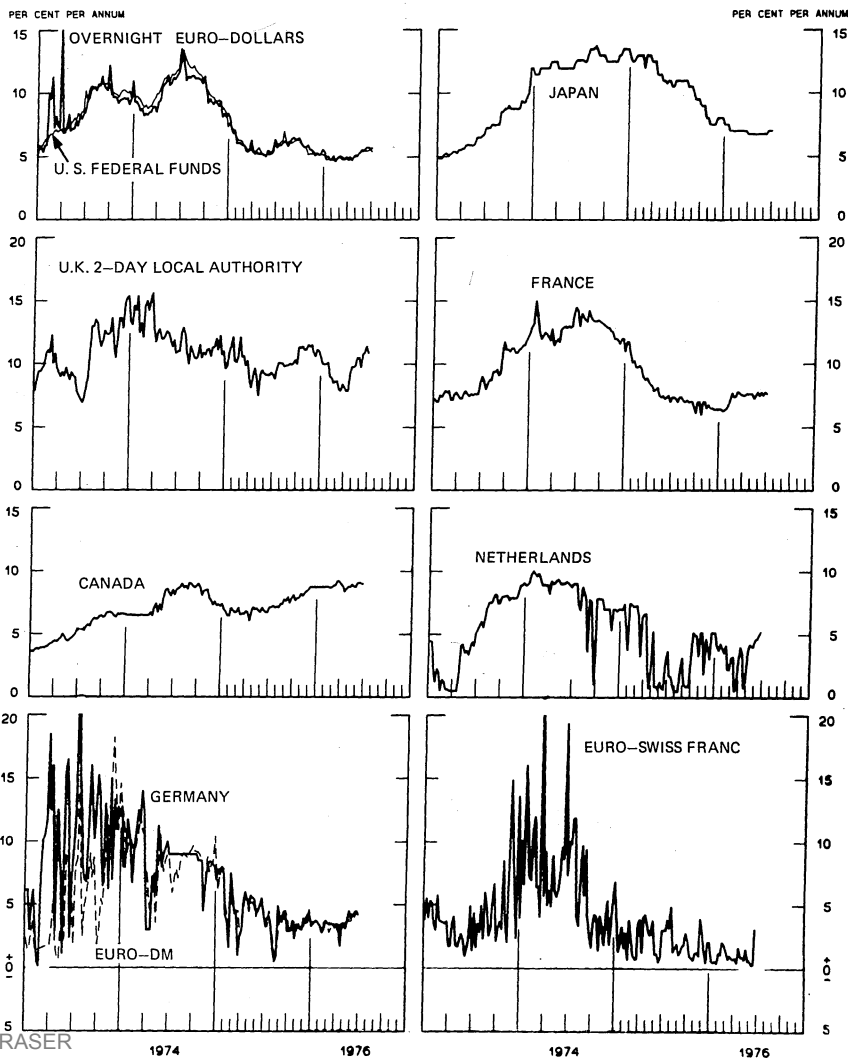


Chart 5  
**3-MONTH INTEREST RATES**  
WEEKLY SERIES

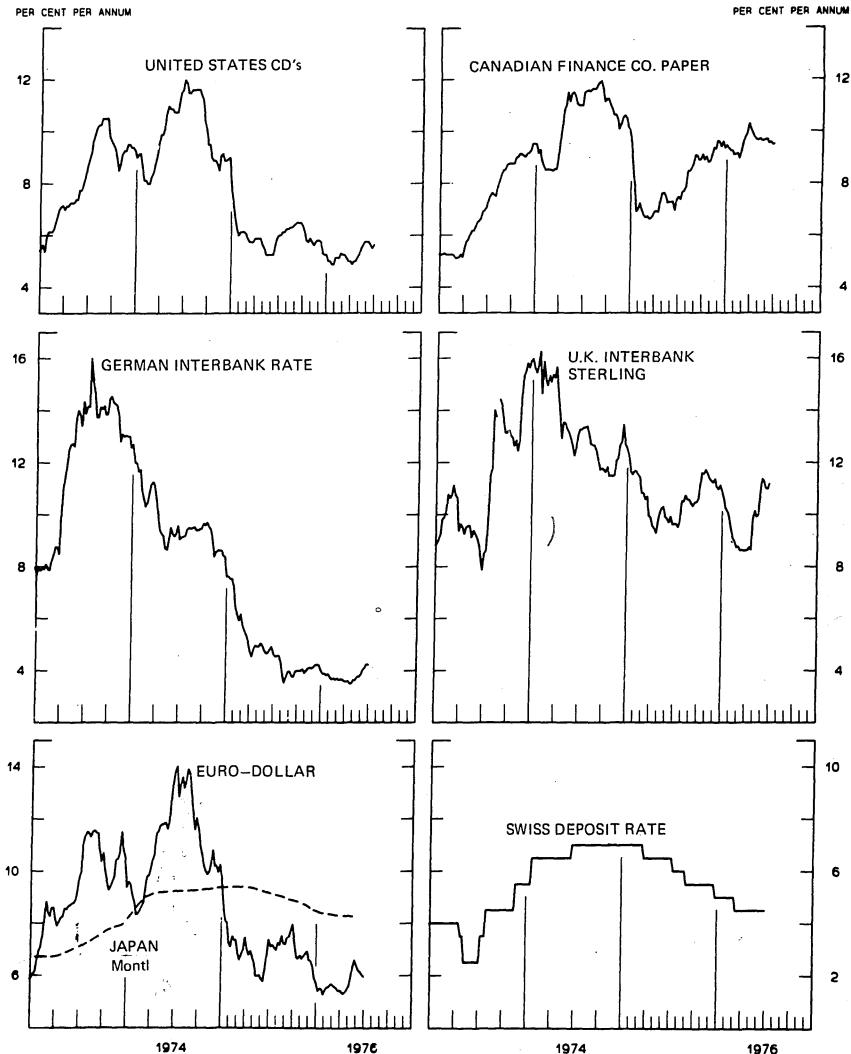






Chart 7  
**SELECTED EURO-DOLLAR AND U.S. MONEY MARKET RATES**  
 AVERAGES FOR WEEK ENDING WEDNESDAY

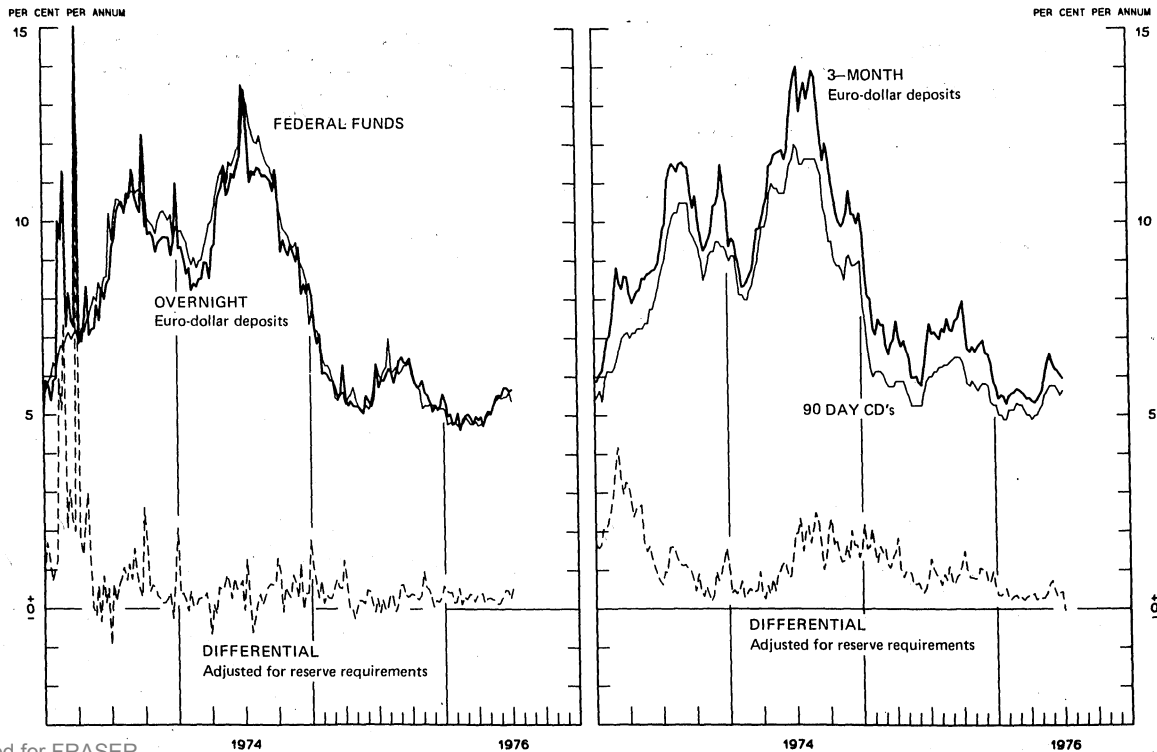


Chart 8

# INTEREST ARBITRAGE: 3-MONTH FUNDS

AVERAGES FOR WEEK ENDING WEDNESDAY

DIFFERENTIAL: PLUS(+), INDICATES FAVOR DOLLAR ASSETS

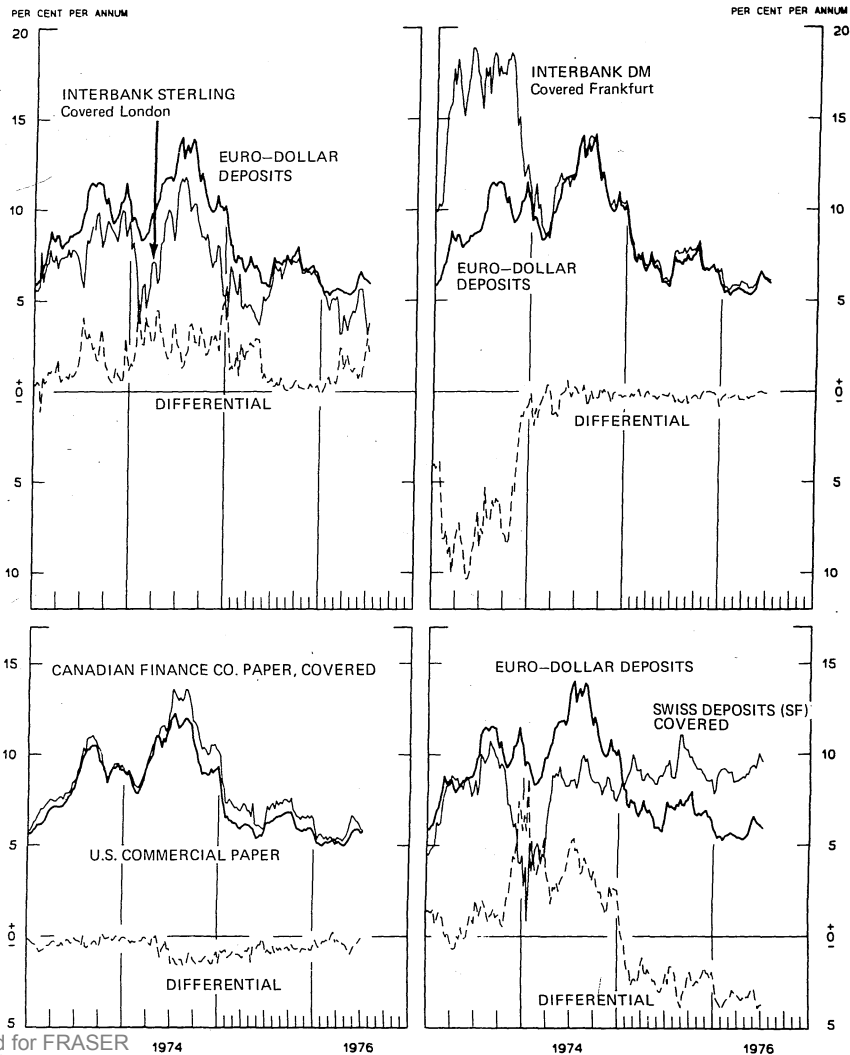


Chart 9  
**LONG-TERM GOVERNMENT BOND YIELDS**  
 WEEKLY SERIES

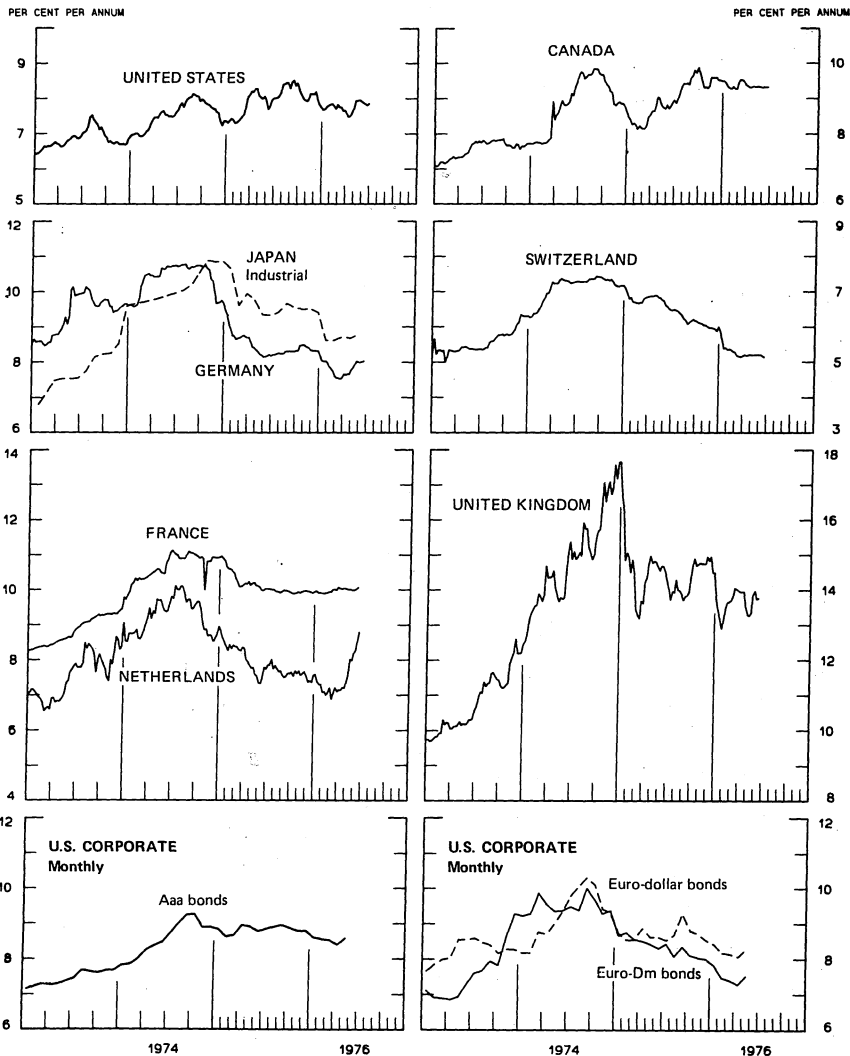
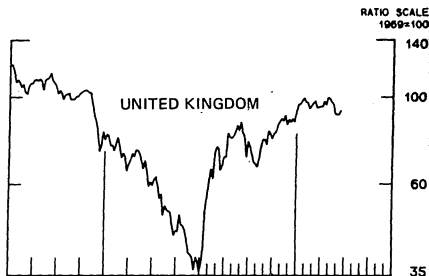
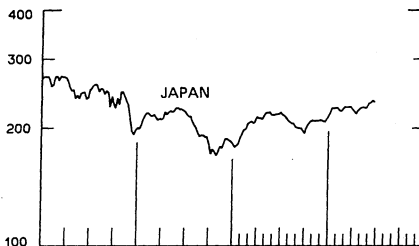
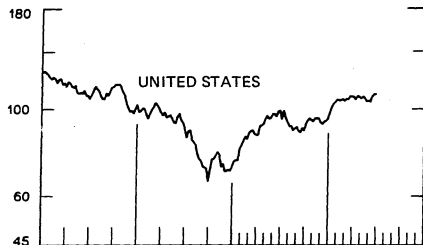
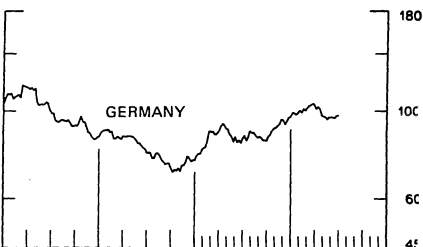
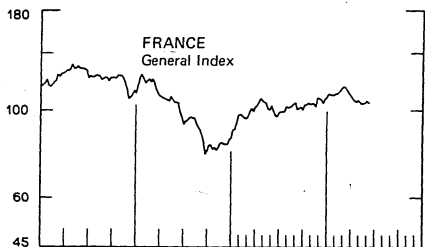
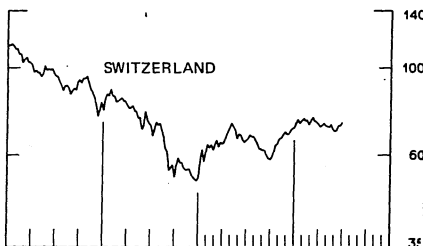
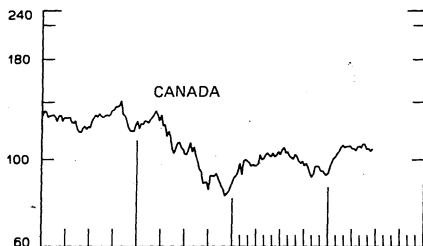


Chart 10  
**INDUSTRIAL STOCK INDEXES**  
 WEEKLY SERIES

RATIO SCALE  
 1969=100



RATIO SCALE  
 1969=100



1974

1976

1974

1976

LAST VALUE PLOTTED  
DATE VALUE

SERIES NAME

CHART 1. SPOT EXCHANGE RATES

U.S. DOLLAR, WEIGHTED AVERAGE	JULY 7	90.43
JAPANESE YEN	JULY 7	121.30
GERMAN MARK	JULY 7	141.95
DUTCH GUILDER	JULY 7	132.63
U.K. POUND	JULY 7	74.85
CANADIAN DOLLAR	JULY 7	111.51
FRENCH FRANC	JULY 7	117.02
SWISS FRANC	JULY 7	176.88
BELGIAN FRANC	JULY 7	125.92
ITALIAN LIRA	JULY 7	74.56

CHART 2. 3-MONTH FORWARD EXCHANGE RATES

CANADIAN DOLLAR	JULY 7	-3.68
U.K. POUND	JULY 7	-7.40
GERMAN MARK	JULY 7	1.88
FRENCH FRANC	JULY 7	-3.49
SWISS FRANC	JULY 7	5.11
DUTCH GUILDER	JULY 7	-2.55
JAPANESE YEN	JULY 7	-0.22

CHART 3. GOLD PRICE IN LONDON

U.S. DOLLAR PER FINE OUNCE	JULY 7	123.18
----------------------------	--------	--------

CHART 4. CALL MONEY RATES

U.S. FEDERAL FUNDS	JULY 7	5.37
OVERNIGHT EURO-DOLLAR DEPOSITS	JULY 7	5.57
U.K. 2-DAY LOCAL AUTHORITY DEPOSITS	JULY 2	10.88
CANADA	JUNE 25	9.00
GERMANY	JULY 2	4.20
EURO-DM	JUNE 25	4.32
JAPAN	JULY 2	7.00
FRANCE	JULY 2	7.03
NETHERLANDS	JUNE 25	5.19
EURO-SWISS FRANC	JUNE 25	3.11

CHART 5. 3-MONTH INTEREST RATES

U.S. CD'S (60-89 DAYS)	JULY 7	5.85
GERMAN INTERBANK LOAN	JULY 7	4.22
JAPANESE COMPOSITE LOAN	MAY	8.26
EURO-DOLLAR DEPOSIT	JULY 7	5.45
CANADIAN FINANCE COMPANY PAPER	JULY 7	9.50
INTERBANK STERLING	JULY 7	11.16
SWISS DEPOSIT	JULY 7	4.50

SERIES NAME

LAST VALUE PLOTTED  
DATE VALUE

CHART 6. EURO-DOLLAR DEPOSIT RATES: LONDON

OVERNIGHT	JULY 7	5.67
7-DAY	JULY 7	5.59
1-MONTH	JULY 7	5.70
3-MONTH	JULY 7	5.95
6-MONTH	JULY 7	6.58
1-YEAR	JULY 7	7.23

CHART 7. SELECTED EURO-DOLLAR AND U.S. MONEY MARKET RATES

OVERNIGHT EURO-DOLLAR DEPOSITS	JULY 7	5.67
U.S. FEDERAL FUNDS	JULY 7	5.57
DIFFERENTIAL ADJ. FOR RESERVE REQUIREMENTS	JULY 7	0.54
3-MONTH EURO-DOLLAR DEPOSIT RATE	JULY 7	5.95
U.S. CD'S (60-89 DAYS)	JULY 7	5.63
DIFFERENTIAL ADJ. FOR RESERVE REQUIREMENTS	JULY 7	-0.04

CHART 8. INTEREST ARBITRAGE, 3-MONTH FUNDS

EURO-DOLLAR DEPOSIT	JULY 7	5.95
INTERBANK STERLING (LONDON), COVERED	JULY 7	5.76
DIFFERENTIAL	JULY 7	2.19
U.S. COMMERCIAL PAPER	JULY 7	5.75
CANADIAN FINANCE CO. PAPER, COVERED	JULY 7	5.62
DIFFERENTIAL	JULY 7	-0.07
EURO-DOLLAR DEPOSIT	JULY 7	5.95
INTERBANK DM (FRANKFURT), COVERED	JULY 7	6.10
DIFFERENTIAL	JULY 7	-0.15
EURO-DOLLAR DEPOSIT	JULY 7	5.95
SWISS DEPOSIT (SF), COVERED	JULY 7	4.61
DIFFERENTIAL	JULY 7	-3.66

SERIES NAME	LAST VALUE PLOTTED	
	DATE	VALUE

CHART 9. LONG TERM GOVERNMENT BOND YIELDS

UNITED STATES	JULY 2	7.86
GERMANY	JUNE 25	8.03
JAPAN (MONTHLY)	MAY	8.77
SWITZERLAND	JUNE 25	5.12
CANADA	JUNE 25	9.32
FRANCE	JUNE 18	10.06
NETHERLANDS	JUNE 25	8.79
UNITED KINGDOM	JUNE 18	13.77

U.S. CORPORATE

AAA BONDS	MAY	8.58
EURO-DM BONDS	MAY	7.52
EURO-DOLLAR BONDS	MAY	8.27

CHART 10. INDUSTRIAL STOCK INDEXES

UNITED STATES	JULY 2	169.06
JAPAN	JUNE 25	232.99
CANADA	JUNE 18	106.34
FRANCE	JUNE 11	104.56
UNITED KINGDOM	JUNE 18	92.16
SWITZERLAND	JULY 2	72.24
GERMANY	JULY 2	97.36



# FEDERAL RESERVE

statistical release

H-10

## FOREIGN EXCHANGE RATES

JULY 9, 1976

FOR THE WEEK ENDING JULY 9, 1976

The Board of Governors of the Federal Reserve System is advised that the Federal Reserve Bank of New York has certified for customs purposes the following noon buying rate in New York City for cable transfers payable in foreign currencies:

COUNTRY	MONETARY UNIT	(RATE U.S. CENTS)				
		JULY 5	JULY 6	JULY 7	JULY 8	JULY 9
AUSTRALIA	DOLLAR		124.0300	123.7000	123.6000	123.2000
AUSTRIA	SCHILLING		5.43000	5.43000	5.43000	5.42000
BELGIUM	FRANC		2.52050	2.51600	2.51850	2.51460
CANADA	DOLLAR	H	103.1400	103.2000	103.2800	103.3400
DENMARK	KRONE		16.2300	16.2200	16.2200	16.2400
FINLAND	MARKKA		25.7800	25.7800	25.7500	25.7600
FRANCE	FRANC	O	21.0500	21.0500	21.0300	20.9600
GERMANY	D. MARK		38.7600	38.7600	38.7600	38.7900
INDIA	RUPEE		11.2500	11.2500	11.2500	11.1500
IRELAND	POUND	L	180.2300	180.2500	178.2000	177.9500
ITALY	LIRA		0.11940	0.11950	0.11940	0.11910
JAPAN	YEN		0.33740	0.33710	0.33730	0.33700
MALAYSIA	DOLLAR	I	35.3300	39.3100	39.3300	39.3300
MEXICO	PESO		8.0000	8.0000	8.0000	8.0000
NETHERLANDS	GUILDER		36.6100	36.6300	36.6700	36.6700
NEW ZEALAND	DOLLAR	D	99.2000	99.3000	99.3200	99.0000
NORWAY	KRONE		17.8800	17.8600	17.8600	17.8600
PORTUGAL	ESCUDDO		3.1800	3.1800	3.1800	3.1800
SOUTH AFRICA	RAND	A	114.8000	114.8000	114.6000	114.6500
SPAIN	PESATA		1.4725	1.4725	1.4725	1.4700
SRI LANKA	RUPEE		11.5000	11.5000	11.5000	11.4500
SWEDEN	KRONA	Y	22.4000	22.3800	22.3800	22.4000
SWITZERLAND	FRANC		40.4500	40.3600	40.3300	40.3600
UNITED KINGDOM	POUND		180.2300	180.2500	178.2000	177.9500

16