


A.13



# Selected Interest & Exchange Rates

## Weekly Series of Charts

**JULY 6, 1976**

**Prepared by the  
FINANCIAL MARKETS  
SECTION**

**DIVISION OF  
INTERNATIONAL FINANCE**

**BOARD OF GOVERNORS  
FEDERAL RESERVE SYSTEM  
Washington, D.C. 20551**

# Table of Contents

## TABLES

- 1. LATEST FIGURES PLOTTED
- 2. DAILY CERTIFIED SPOT EXCHANGE RATES--H.10 RELEASE

## CHARTS

- 1. SPOT EXCHANGE RATE INDEXES
- 2. 3-MONTH FORWARD EXCHANGE RATES
- 3. GOLD PRICE--LONDON
- 4. CALL MONEY RATES
- 5. 3-MONTH INTEREST RATES
- 6. EURO-DOLLAR DEPOSIT RATES
- 7. SELECTED EURO-DOLLAR AND U.S. MONEY MARKET RATES
- 8. INTEREST ARBITRAGE: 3-MONTH FUNDS
- 9. LONG-TERM GOVERNMENT BOND YIELDS
- 10. INDUSTRIAL STOCK INDEXES

## SUBSCRIPTION RATES:

Weekly \$15.00 per year or \$4.40 each in the United States, its possessions, Canada, and Mexico; 10 or more of the same issue to one address, \$13.50 per year or \$3.50 each. Elsewhere, \$20.00 per year or \$5.00 each. Address requests to Publications Services, Division of Administrative Services, and make payment remittance payable to the order of the Board of Governors of the Federal Reserve System in a form collectible at par in U.S. Currency.

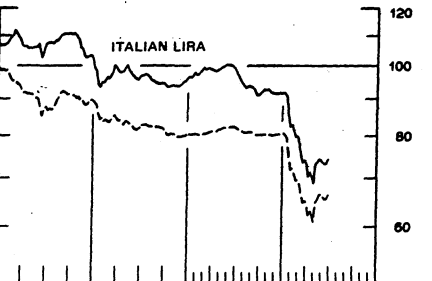
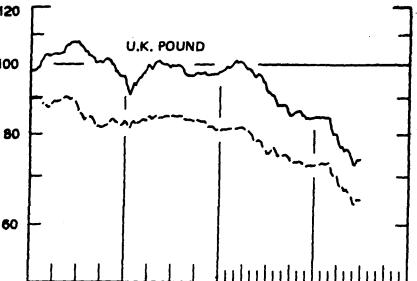

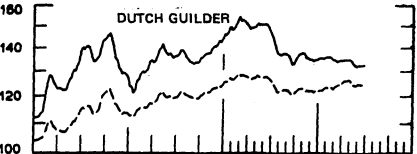
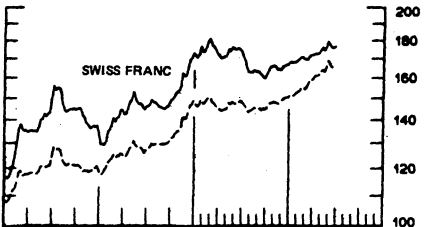
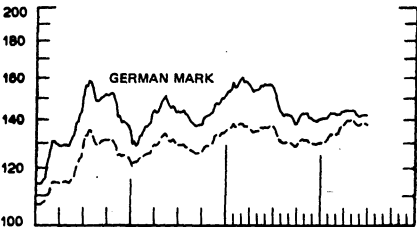

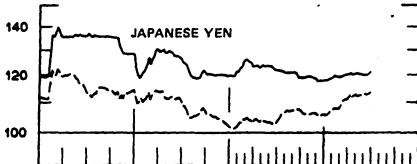
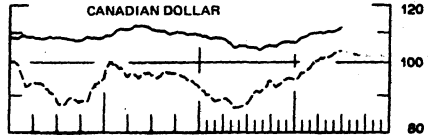
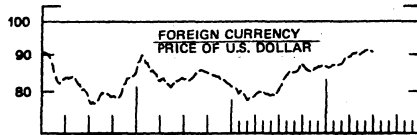
# Chart 1 SPOT EXCHANGE RATES

DOLLAR PRICES OF FOREIGN CURRENCIES AND WEIGHTED AVERAGE VALUES (DASHED LINE)

AVERAGES FOR WEEK ENDING WEDNESDAY

RATIO SCALE  
MAY 1970 PARITY=100

RATIO SCALE  
MAY 1970 PARITY=100



1974

1976

1974

1976

4

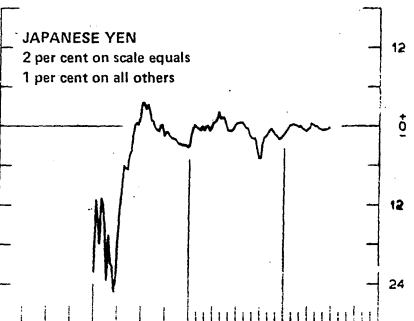
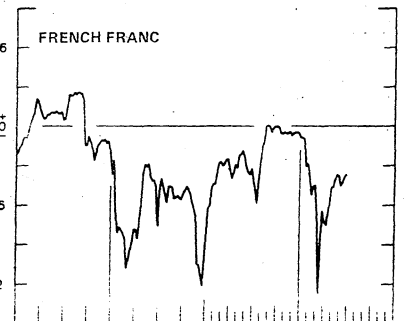
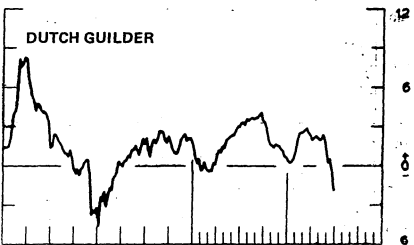
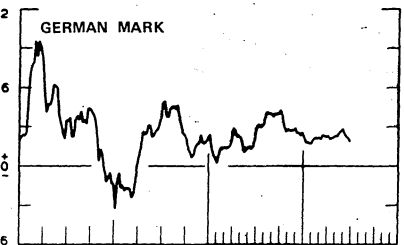
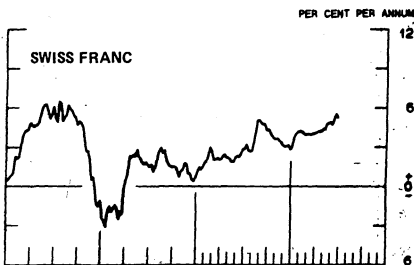
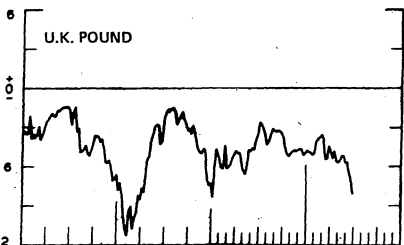

Chart 2

### 3-MONTH FORWARD EXCHANGE RATES

PREMIUMS (+), OR DISCOUNT (-)

AVERAGES FOR WEEK ENDING WEDNESDAY

PER CENT PER ANNUM



1974

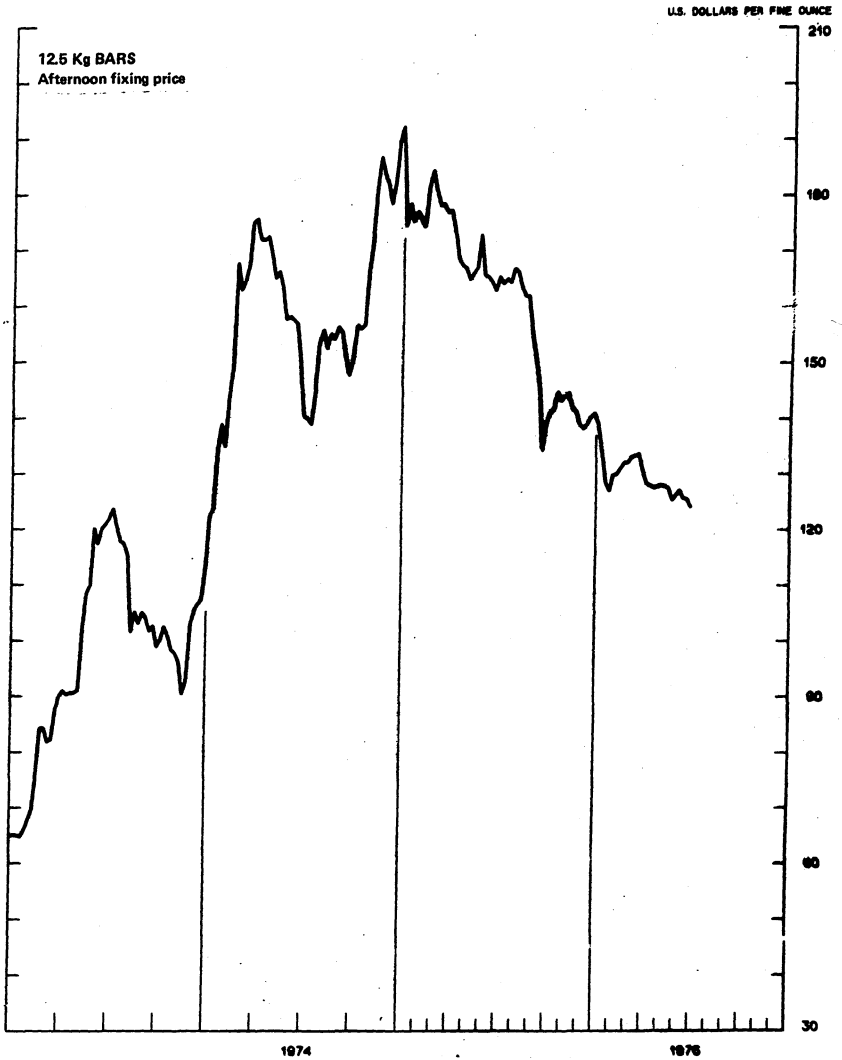
1976

1974

1976

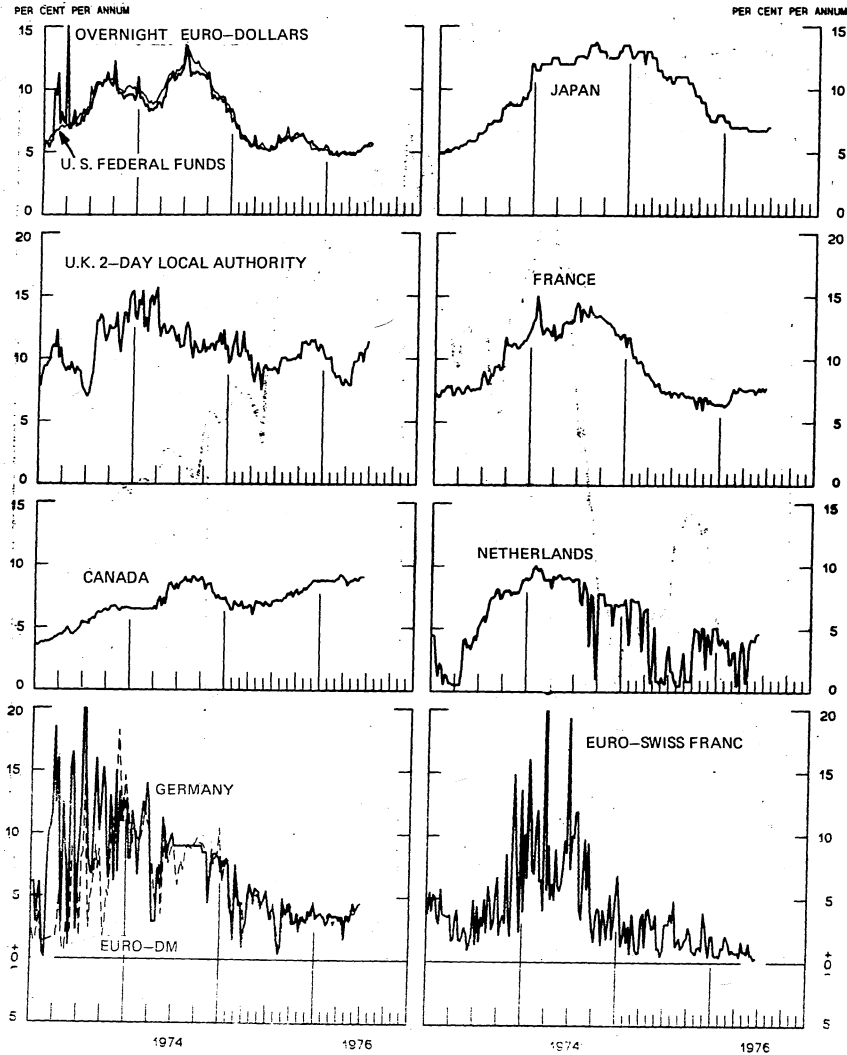
Chart 3  
**PRICE OF GOLD IN LONDON**  
AVERAGES FOR WEEK ENDING WEDNESDAY

5



6

Chart 4  
**CALL MONEY RATES**  
WEEKLY SERIES



7

Chart 5  
**3-MONTH INTEREST RATES**  
 WEEKLY SERIES

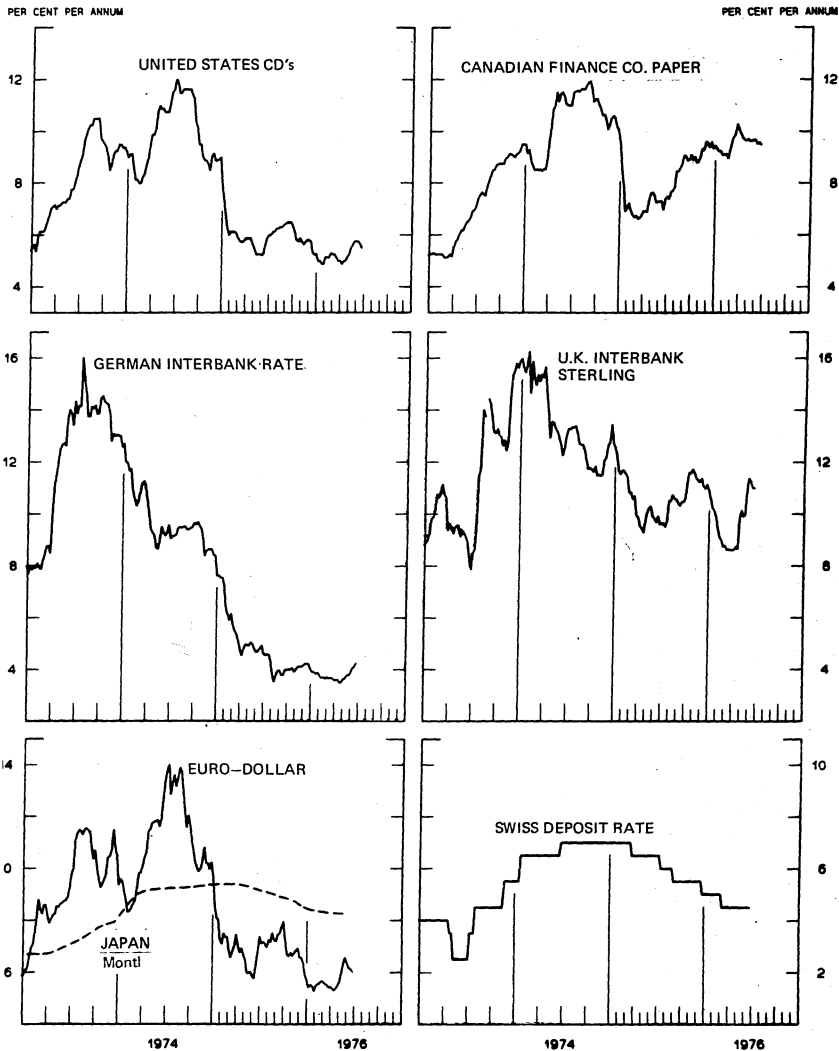


Chart 6  
**EURO-DOLLAR DEPOSIT RATES London**  
AVERAGES FOR WEEK ENDING WEDNESDAY

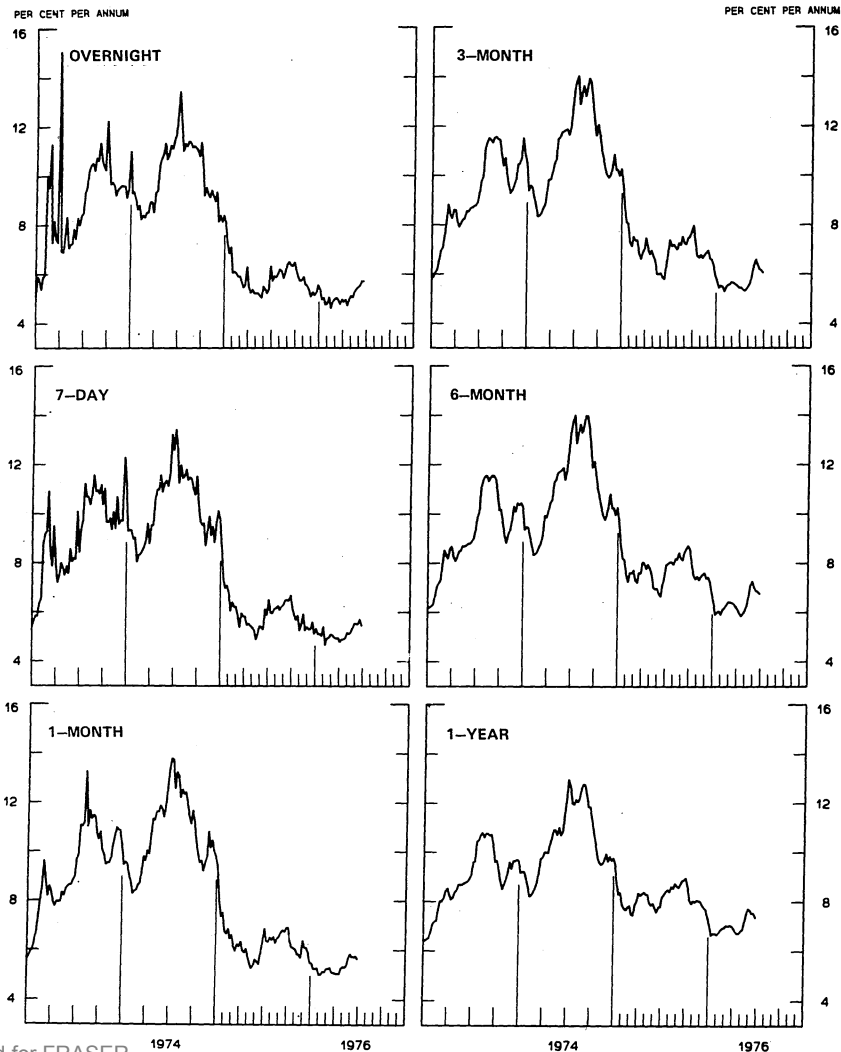
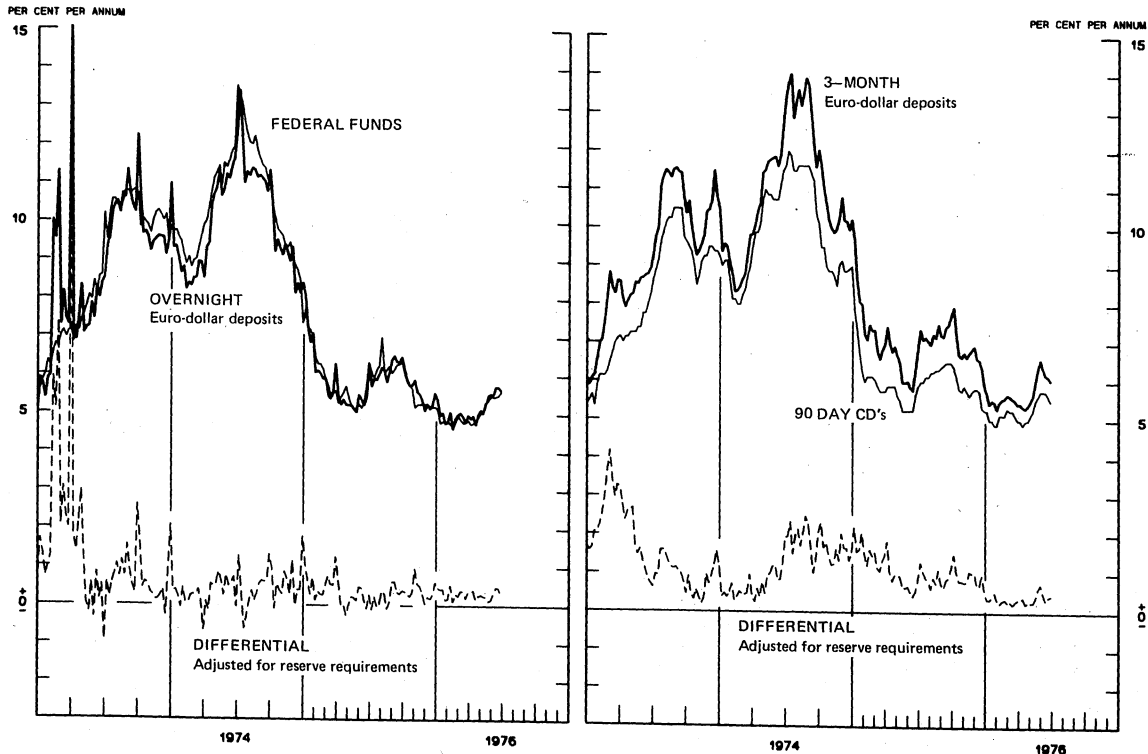




Chart 7  
**SELECTED EURO-DOLLAR AND U.S. MONEY MARKET RATES**  
 AVERAGES FOR WEEK ENDING WEDNESDAY



Favors Borrowing in U.S. if Positive

Chart 8

### INTEREST ARBITRAGE: 3-MONTH FUNDS

AVERAGES FOR WEEK ENDING WEDNESDAY

DIFFERENTIAL: PLUS(+), INDICATES FAVOR DOLLAR ASSETS

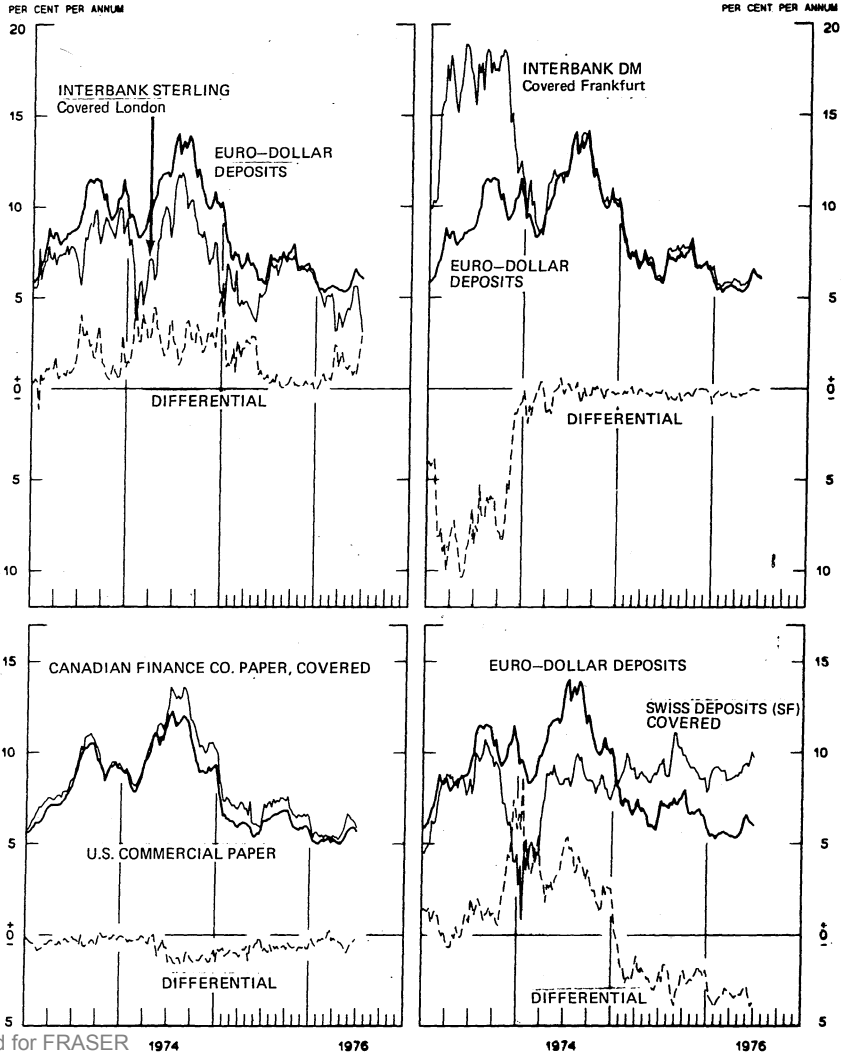


Chart 9  
**LONG-TERM GOVERNMENT BOND YIELDS**  
 WEEKLY SERIES

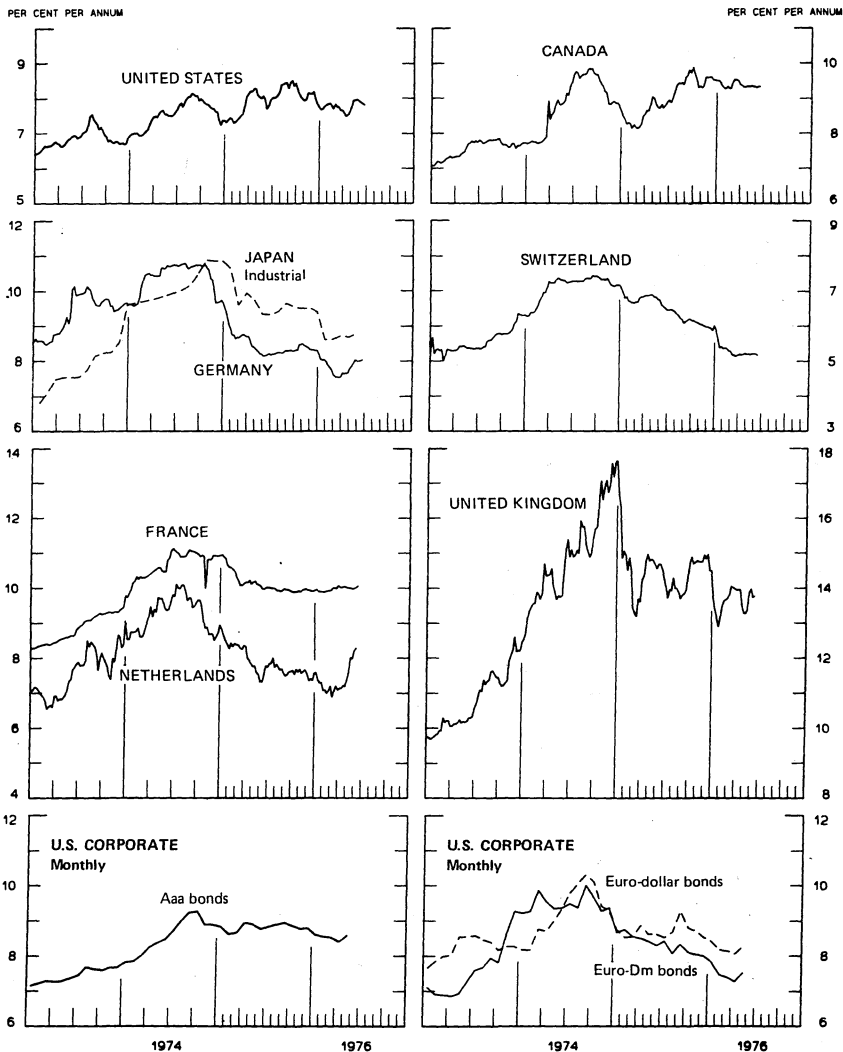
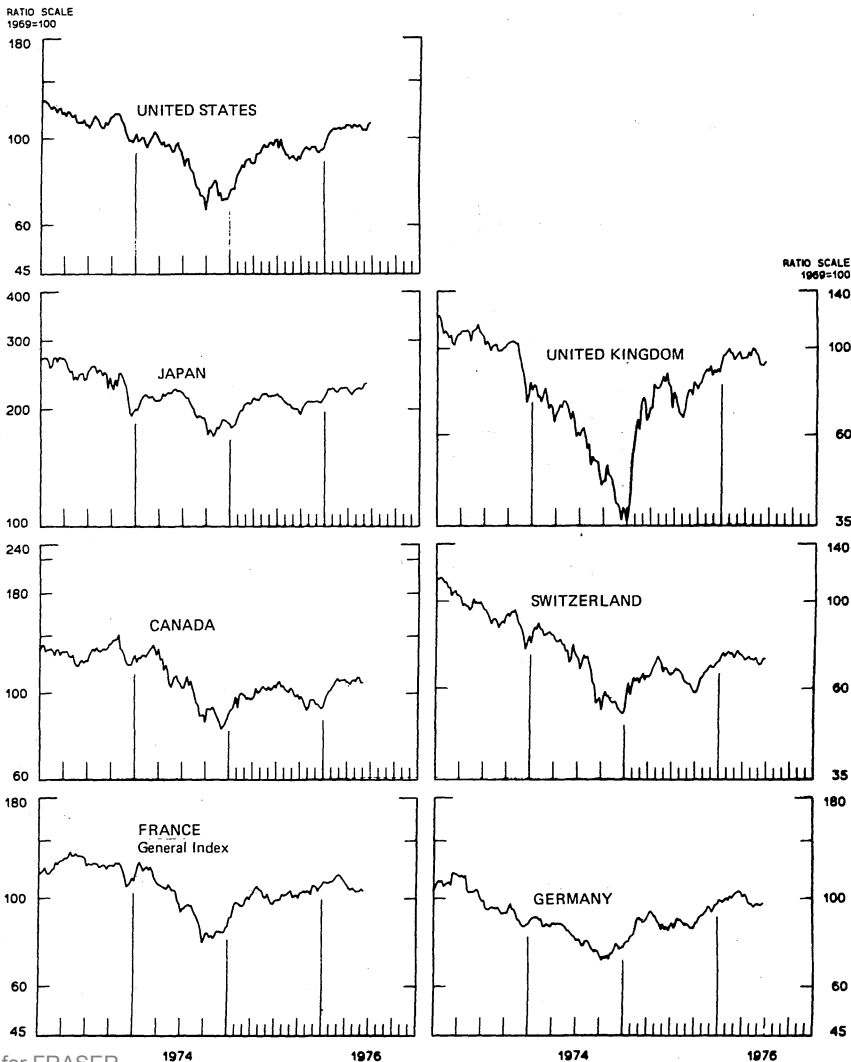


Chart 10  
**INDUSTRIAL STOCK INDEXES**  
 WEEKLY SERIES



SERIES NAME

LAST VALUE PLOTTED  
DATE VALUE

CHART 1. SPOT EXCHANGE RATES

|                               |         |        |
|-------------------------------|---------|--------|
| U.S. DOLLAR, WEIGHTED AVERAGE | JUNE 30 | 90.64  |
| JAPANESE YEN                  | JUNE 30 | 121.13 |
| GERMAN MARK                   | JUNE 30 | 142.05 |
| DUTCH GUILDER                 | JUNE 30 | 132.36 |
| U.K. POUND                    | JUNE 30 | 74.02  |
| CANADIAN DOLLAR               | JUNE 30 | 111.70 |
| FRENCH FRANC                  | JUNE 30 | 117.10 |
| SWISS FRANC                   | JUNE 30 | 177.02 |
| BELGIAN FRANC                 | JUNE 30 | 126.07 |
| ITALIAN LIRA                  | JUNE 30 | 74.31  |

CHART 2. 3-MONTH FORWARD EXCHANGE RATES

|                 |         |       |
|-----------------|---------|-------|
| CANADIAN DOLLAR | JUNE 30 | -3.58 |
| U.K. POUND      | JUNE 30 | -8.07 |
| GERMAN MARK     | JUNE 30 | 1.89  |
| FRENCH FRANC    | JUNE 30 | -3.68 |
| SWISS FRANC     | JUNE 30 | 5.26  |
| DUTCH GUILDER   | JUNE 30 | -1.86 |
| JAPANESE YEN    | JUNE 30 | -0.22 |

CHART 3. GOLD PRICE IN LONDON

|                            |         |        |
|----------------------------|---------|--------|
| U.S. DOLLAR PER FINE OUNCE | JUNE 30 | 124.15 |
|----------------------------|---------|--------|

CHART 4. CALL MONEY RATES

|                                     |         |       |
|-------------------------------------|---------|-------|
| U.S. FEDERAL FUNDS                  | JUNE 30 | 5.58  |
| OVERNIGHT EURO-DOLLAR DEPOSITS      | JUNE 30 | 5.62  |
| U.K. 2-DAY LOCAL AUTHORITY DEPOSITS | JUNE 25 | 11.38 |
| CANADA                              | JUNE 18 | 9.03  |
| GERMANY                             | JUNE 25 | 4.50  |
| EURO-DM                             | JUNE 18 | 3.99  |
| JAPAN                               | JUNE 25 | 7.00  |
| FRANCE                              | JUNE 25 | 7.75  |
| NETHERLANDS                         | JUNE 11 | 4.66  |
| EURO-SWISS FRANC                    | JUNE 18 | 0.35  |

CHART 5. 3-MONTH INTEREST RATES

|                                |         |       |
|--------------------------------|---------|-------|
| U.S. CD'S (60-89 DAYS)         | JUNE 30 | 5.50  |
| GERMAN INTERBANK LOAN          | JUNE 30 | 4.24  |
| JAPANESE COMPOSITE LOAN        | MAY     | 8.26  |
| EURO-DOLLAR DEPOSIT            | JUNE 30 | 6.04  |
| CANADIAN FINANCE COMPANY PAPER | JUNE 30 | 9.47  |
| INTERBANK STERLING             | JUNE 30 | 11.19 |
| SWISS DEPOSIT                  | JUNE 30 | 4.50  |

SERIES NAME

LAST VALUE PLOTTED  
DATE VALUE

CHART 6. EURO-DOLLAR DEPOSIT RATES: LONDON

|           |         |      |
|-----------|---------|------|
| OVERNIGHT | JUNE 30 | 5.62 |
| 7-DAY     | JUNE 30 | 5.45 |
| 1-MONTH   | JUNE 30 | 5.65 |
| 3-MONTH   | JUNE 30 | 6.04 |
| 6-MONTH   | JUNE 30 | 6.76 |
| 1-YEAR    | JUNE 30 | 7.36 |

CHART 7. SELECTED EURO-DOLLAR AND U.S. MONEY MARKET RATES

|  |         |      |
|--|---------|------|
| OVERNIGHT EURO-DOLLAR DEPOSITS             | JUNE 30 | 5.62 |
| U.S. FEDERAL FUNDS                         | JUNE 30 | 5.58 |
| DIFFERENTIAL ADJ. FOR RESERVE REQUIREMENTS | JUNE 30 | 0.27 |
| 3-MONTH EURO-DOLLAR DEPOSIT RATE           | JUNE 30 | 6.04 |
| U.S. CD'S (60-89 DAYS)                     | JUNE 30 | 5.50 |
| DIFFERENTIAL ADJ. FOR RESERVE REQUIREMENTS | JUNE 30 | 0.44 |

CHART 8. INTEREST ARBITRAGE, 3-MONTH FUNDS

|                                      |         |       |
|--------------------------------------|---------|-------|
| EURO-DOLLAR DEPOSIT                  | JUNE 30 | 6.04  |
| INTERBANK STERLING (LONDON), COVERED | JUNE 30 | 3.12  |
| DIFFERENTIAL                         | JUNE 30 | 2.92  |
| U.S. COMMERCIAL PAPER                | JUNE 30 | 5.68  |
| CANADIAN FINANCE CO. PAPER, COVERED  | JUNE 30 | 5.90  |
| DIFFERENTIAL                         | JUNE 30 | -0.22 |
| EURO-DOLLAR DEPOSIT                  | JUNE 30 | 6.04  |
| INTERBANK DM (FRANKFURT), COVERED    | JUNE 30 | 6.13  |
| DIFFERENTIAL                         | JUNE 30 | -0.10 |
| EURO-DOLLAR DEPOSIT                  | JUNE 30 | 6.04  |
| SWISS DEPOSIT (SF), COVERED          | JUNE 30 | 9.76  |
| DIFFERENTIAL                         | JUNE 30 | -3.72 |

SERIES NAME

LAST VALUE PLOTTED  
DATE VALUE

CHART 9. LONG TERM GOVERNMENT BOND YIELDS

|                 |         |       |
|-----------------|---------|-------|
| UNITED STATES   | JUNE 25 | 7.81  |
| GERMANY         | JUNE 25 | 8.03  |
| JAPAN (MONTHLY) | MAY     | 8.77  |
| SWITZERLAND     | JUNE 18 | 5.16  |
| CANADA          | JUNE 18 | 9.32  |
| FRANCE          | JUNE 18 | 10.06 |
| NETHERLANDS     | JUNE 11 | 8.28  |
| UNITED KINGDOM  | JUNE 18 | 13.77 |

U.S. CORPORATE

|                   |     |      |
|-------------------|-----|------|
| AAA BONDS         | MAY | 8.58 |
| EURO-DM BONDS     | MAY | 7.52 |
| EURO-DOLLAR BONDS | MAY | 8.27 |

CHART 10. INDUSTRIAL STOCK INDEXES

|                |         |        |
|----------------|---------|--------|
| UNITED STATES  | JUNE 25 | 109.01 |
| JAPAN          | JUNE 11 | 232.55 |
| CANADA         | JUNE 4  | 106.53 |
| FRANCE         | JUNE 11 | 104.56 |
| UNITED KINGDOM | JUNE 18 | 92.16  |
| SWITZERLAND    | JUNE 25 | 71.26  |
| GERMANY        | JUNE 25 | 97.29  |



# FEDERAL RESERVE

statistical release

H.10

JULY 6, 1976

## FOREIGN EXCHANGE RATES

FOR THE WEEK ENDING JULY 2, 1976

The Board of Governors of the Federal Reserve System is advised that the Federal Reserve Bank of New York has certified for customs purposes the following noon buying rate in New York City for cable transfers payable in foreign currencies:

| COUNTRY        | MONETARY UNIT | (RATE U.S. CENTS) |          |          |          |          |
|----------------|---------------|-------------------|----------|----------|----------|----------|
|                |               | JUNE 28           | JUNE 29  | JUNE 30  | JULY 1   | JULY 2   |
| AUSTRALIA      | DOLLAR        | 123.0600          | 123.2500 | 123.3100 | 123.3100 | 123.3800 |
| AUSTRIA        | SCHILLING     | 5.43000           | 5.42000  | 5.43000  | 5.43000  | 5.42000  |
| BELGIUM        | FRANC         | 2.51820           | 2.51700  | 2.51850  | 2.51780  | 2.51900  |
| CANADA         | DOLLAR        | 103.2100          | 102.8600 | 103.2200 | 103.2400 | 103.0200 |
| DENMARK        | KRONE         | 16.2600           | 16.2500  | 16.2800  | 16.2900  | 16.2600  |
| FINLAND        | MARKKA        | 25.7200           | 25.7200  | 25.7200  | 25.7400  | 25.7800  |
| FRANCE         | FRANC         | 21.0600           | 21.0700  | 21.1000  | 21.0900  | 21.0800  |
| GERMANY        | D. MARK       | 38.7500           | 38.8000  | 38.8300  | 38.8000  | 38.7900  |
| INDIA          | RUPEE         | 11.1000           | 11.1000  | 11.1000  | 11.1000  | 11.2500  |
| IRELAND        | POUND         | 177.4200          | 177.9500 | 178.5000 | 179.0000 | 179.1100 |
| ITALY          | LIRA          | 0.11890           | 0.12010  | 0.11910  | 0.11910  | 0.11920  |
| JAPAN          | YEN           | 0.33780           | 0.33670  | 0.33560  | 0.33680  | 0.33650  |
| MALAYSIA       | DOLLAR        | 39.3400           | 39.3200  | 39.3100  | 39.3200  | 39.3400  |
| MEXICO         | PESO          | 8.0000            | 8.0000   | 8.0000   | 8.0000   | 8.0000   |
| NETHERLANDS    | GUILDER       | 36.5100           | 36.5500  | 36.6800  | 36.6500  | 36.6600  |
| NEW ZEALAND    | DOLLAR        | 98.4900           | 98.6000  | 98.7400  | 98.8600  | 99.0000  |
| NORWAY         | KRONE         | 17.9400           | 17.9400  | 17.9800  | 17.9700  | 17.9400  |
| PORTUGAL       | ESCUDDO       | 3.1800            | 3.1700   | 3.1700   | 3.1700   | 3.1800   |
| SOUTH AFRICA   | RAND          | 115.3000          | 115.3000 | 115.3000 | 115.3000 | 114.8000 |
| SPAIN          | PESATA        | 1.4725            | 1.4725   | 1.4730   | 1.4720   | 1.4725   |
| SRI LANKA      | RUPEE         | 11.5000           | 11.5000  | 11.5000  | 11.5000  | 11.5000  |
| SWEDEN         | KRONA         | 22.4600           | 22.4500  | 22.4800  | 22.4900  | 22.4700  |
| SWITZERLAND    | FRANC         | 40.5500           | 40.4200  | 40.5100  | 40.4900  | 40.5000  |
| UNITED KINGDOM | POUND         | 177.4200          | 177.9500 | 178.5000 | 179.0000 | 179.1100 |

16