

H.13

LIBRARY  
JUL 2 1976  
FEDERAL RESERVE BANK  
OF RICHMOND

# Selected Interest & Exchange Rates

## Weekly Series of Charts

**JUNE 28, 1976**

**Prepared by the  
FINANCIAL MARKETS  
SECTION**

**DIVISION OF  
INTERNATIONAL FINANCE**

**BOARD OF GOVERNORS  
FEDERAL RESERVE SYSTEM  
Washington, D.C. 20551**

---

# Table of Contents

## TABLES

- 1. LATEST FIGURES PLOTTED
- 2. DAILY CERTIFIED SPOT EXCHANGE RATES--H.10 RELEASE

## CHARTS

- 1. SPOT EXCHANGE RATE INDEXES
- 2. 3-MONTH FORWARD EXCHANGE RATES
- 3. GOLD PRICE--LONDON
- 4. CALL MONEY RATES
- 5. 3-MONTH INTEREST RATES
- 6. EURO-DOLLAR DEPOSIT RATES
- 7. SELECTED EURO-DOLLAR AND U.S. MONEY MARKET RATES
- 8. INTEREST ARBITRAGE: 3-MONTH FUNDS
- 9. LONG-TERM GOVERNMENT BOND YIELDS
- 10. INDUSTRIAL STOCK INDEXES

## SUBSCRIPTION RATES:

Weekly \$15.00 per year or \$.40 each in the United States, its possessions, Canada, and Mexico; 10 or more of the same issue to one address, \$13.50 per year or \$.35 each. Elsewhere, \$20.00 per year or \$.50 each. Address requests to Publications Services, Division of Administrative Services, and make payment remittance payable to the order of the Board of Governors of the Federal Reserve System in a form collectible at par in U.S. Currency.

Chart 1

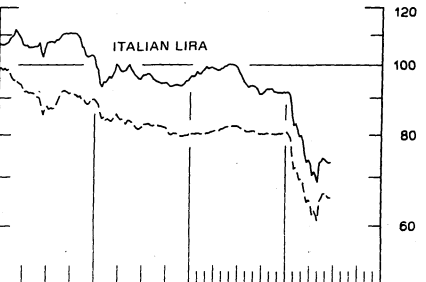
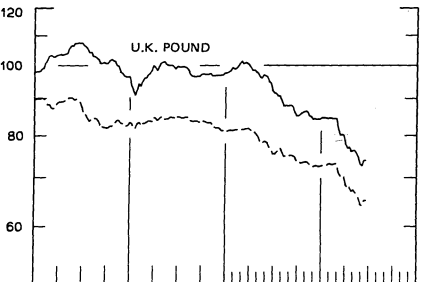

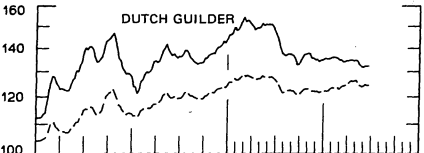
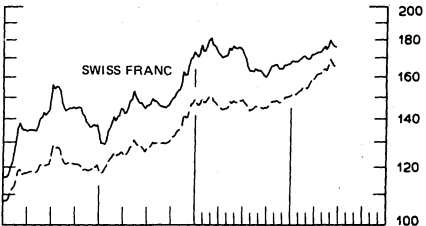
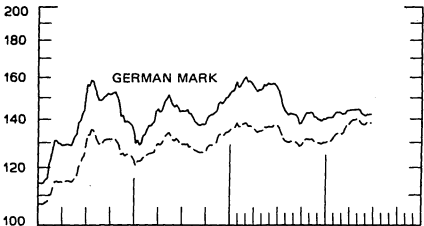
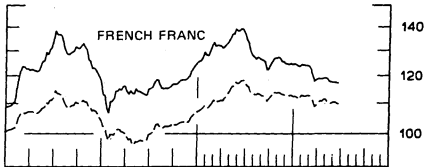
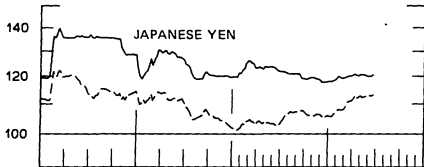
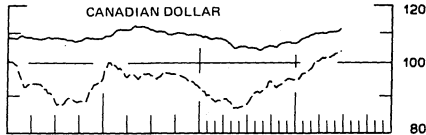
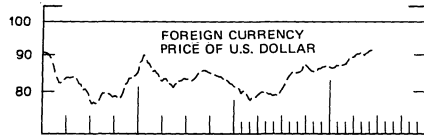
### SPOT EXCHANGE RATES

DOLLAR PRICES OF FOREIGN CURRENCIES AND WEIGHTED AVERAGE VALUES (DASHED LINE)

AVERAGES FOR WEEK ENDING WEDNESDAY

RATIO SCALE  
MAY 1970 PARITY=100

RATIO SCALE  
MAY 1970 PARITY=100



1974

1976

1974

1976

Chart 2  
**3-MONTH FORWARD EXCHANGE RATES**  
 PREMIUMS (+), OR DISCOUNT (-)  
 AVERAGES FOR WEEK ENDING WEDNESDAY

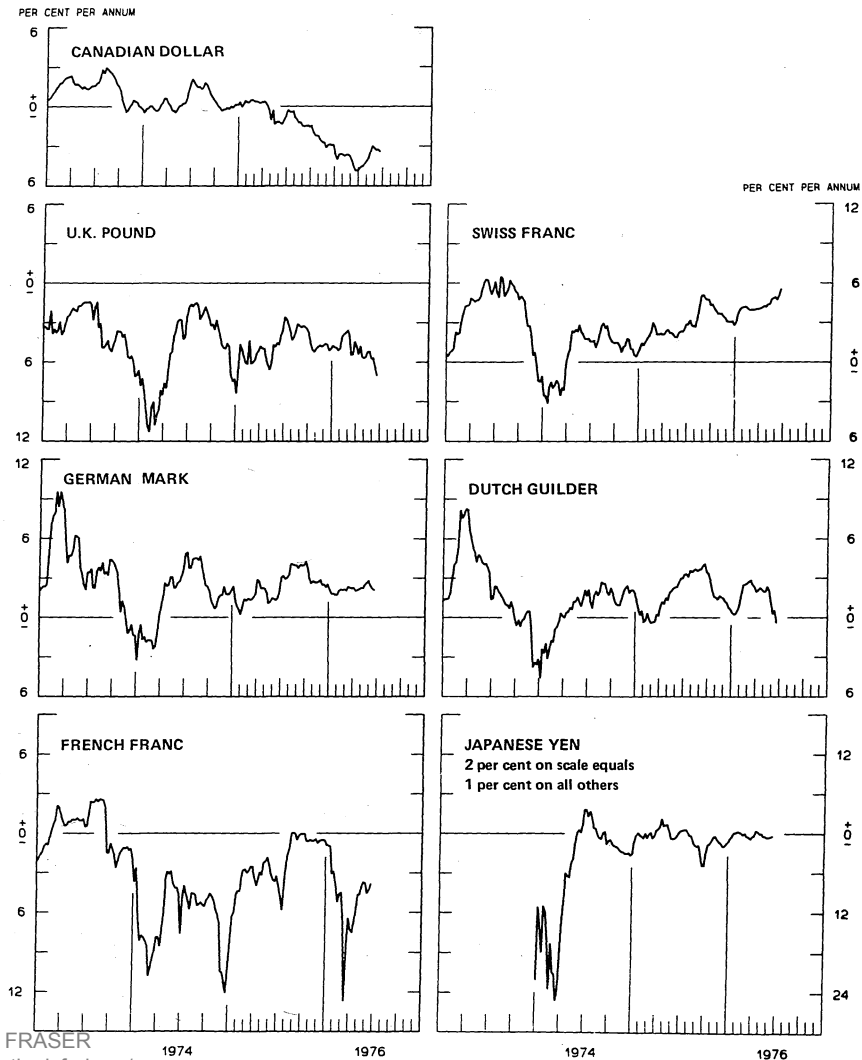


Chart 3  
**PRICE OF GOLD IN LONDON**  
AVERAGES FOR WEEK ENDING WEDNESDAY

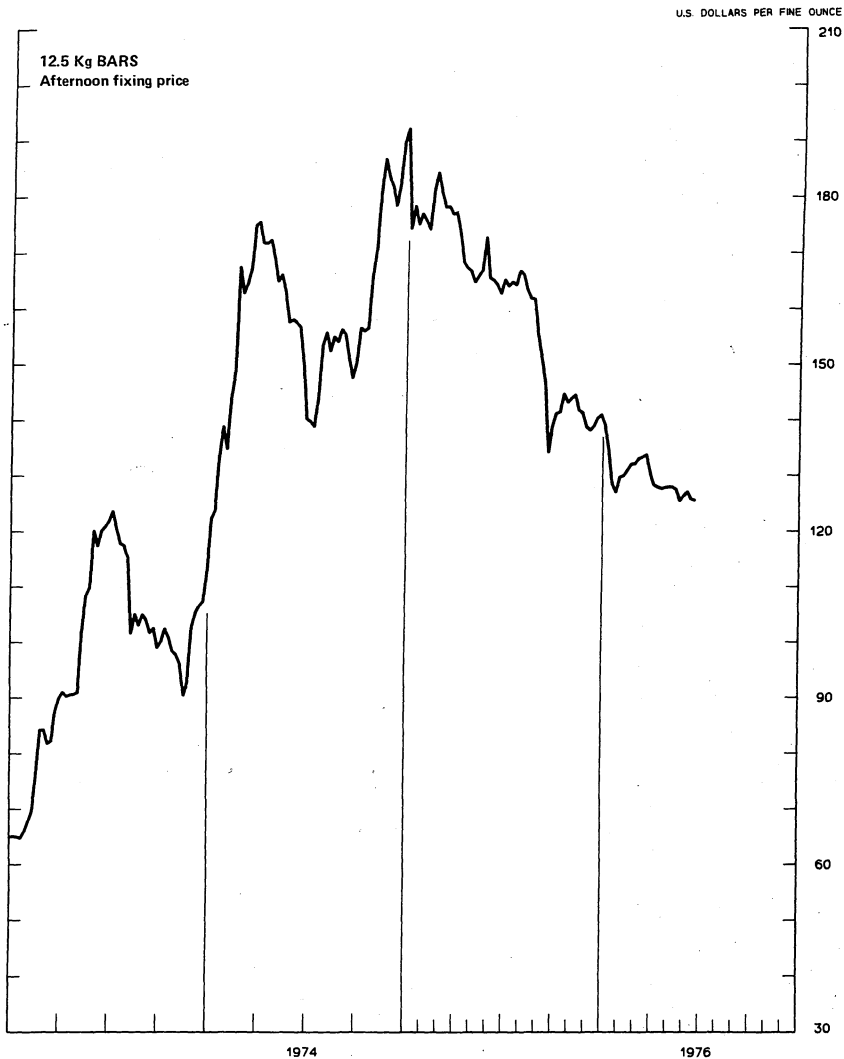


Chart 4  
**CALL MONEY RATES**  
 WEEKLY SERIES

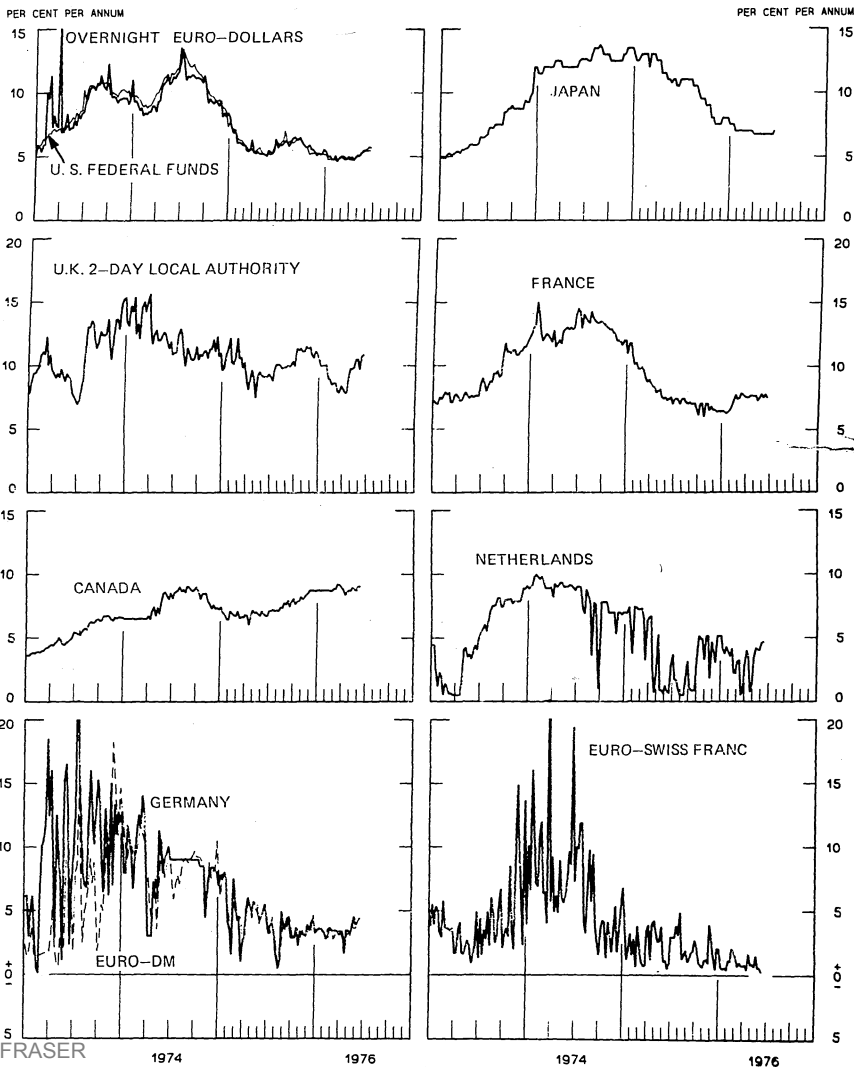


Chart 5  
**3-MONTH INTEREST RATES**  
 WEEKLY SERIES

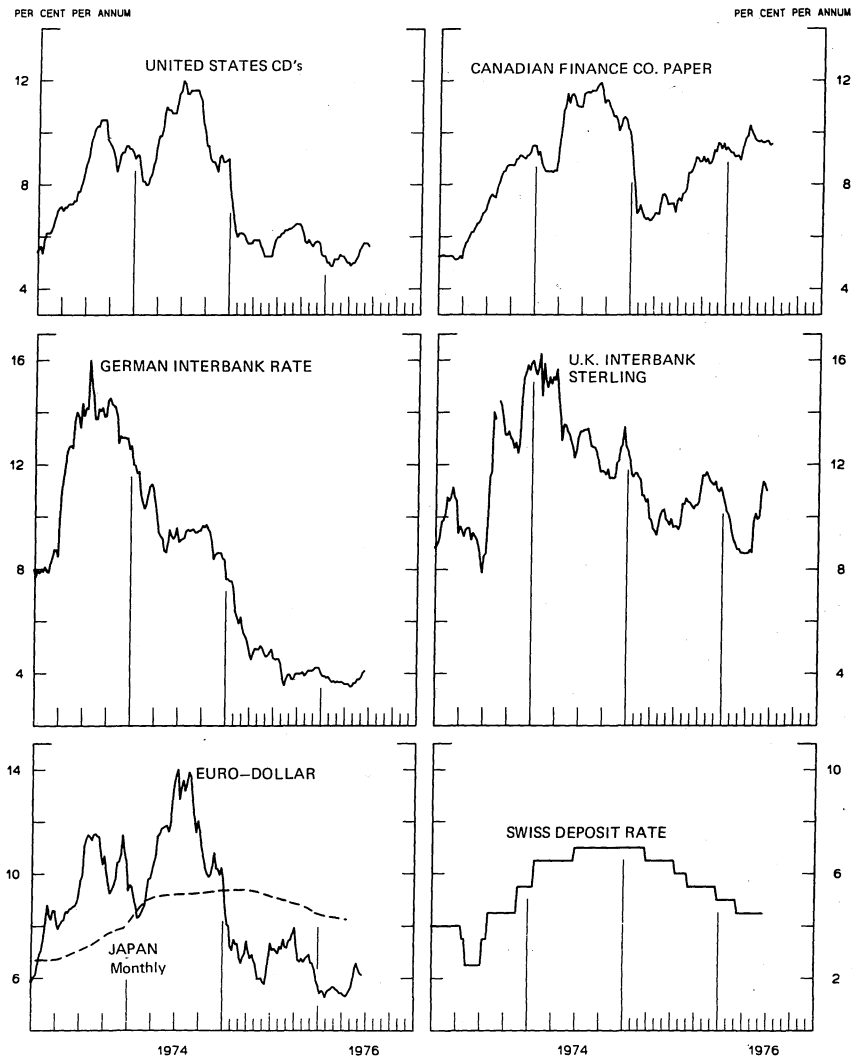


Chart 6  
**EURO-DOLLAR DEPOSIT RATES London**  
AVERAGES FOR WEEK ENDING WEDNESDAY

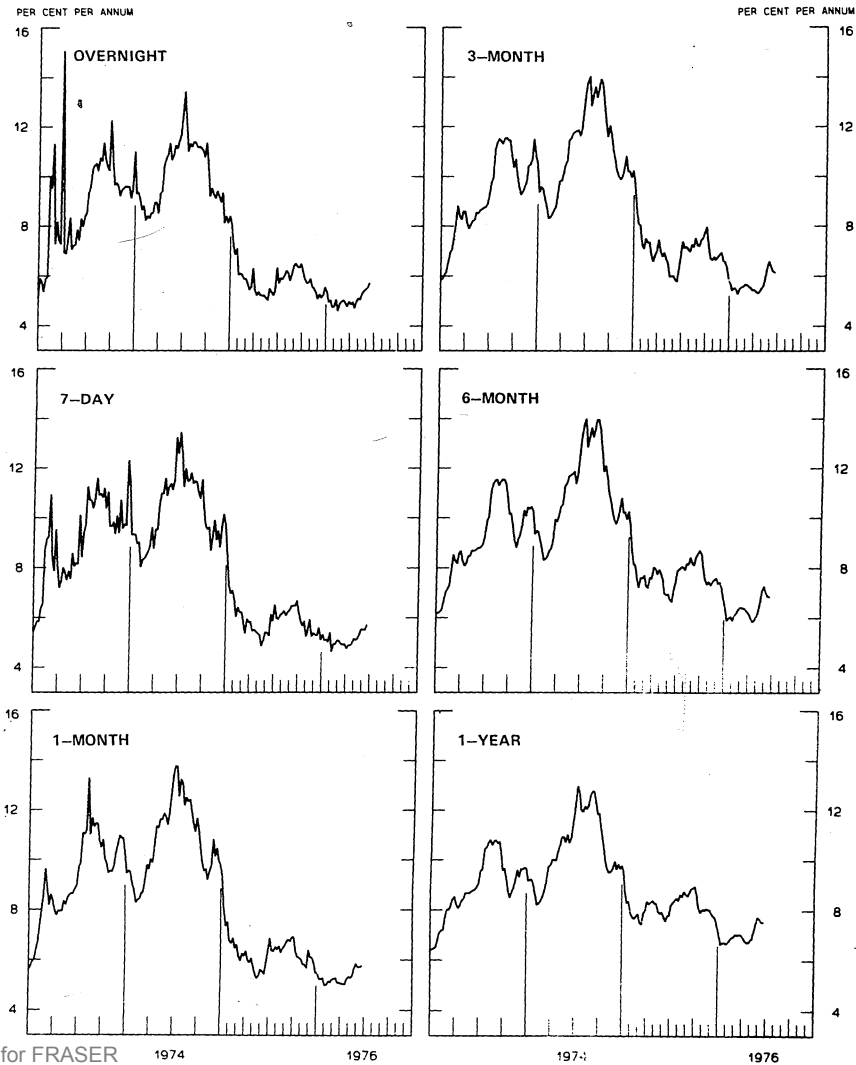




Chart 7  
**SELECTED EURO-DOLLAR AND U.S. MONEY MARKET RATES**  
 AVERAGES FOR WEEK ENDING WEDNESDAY

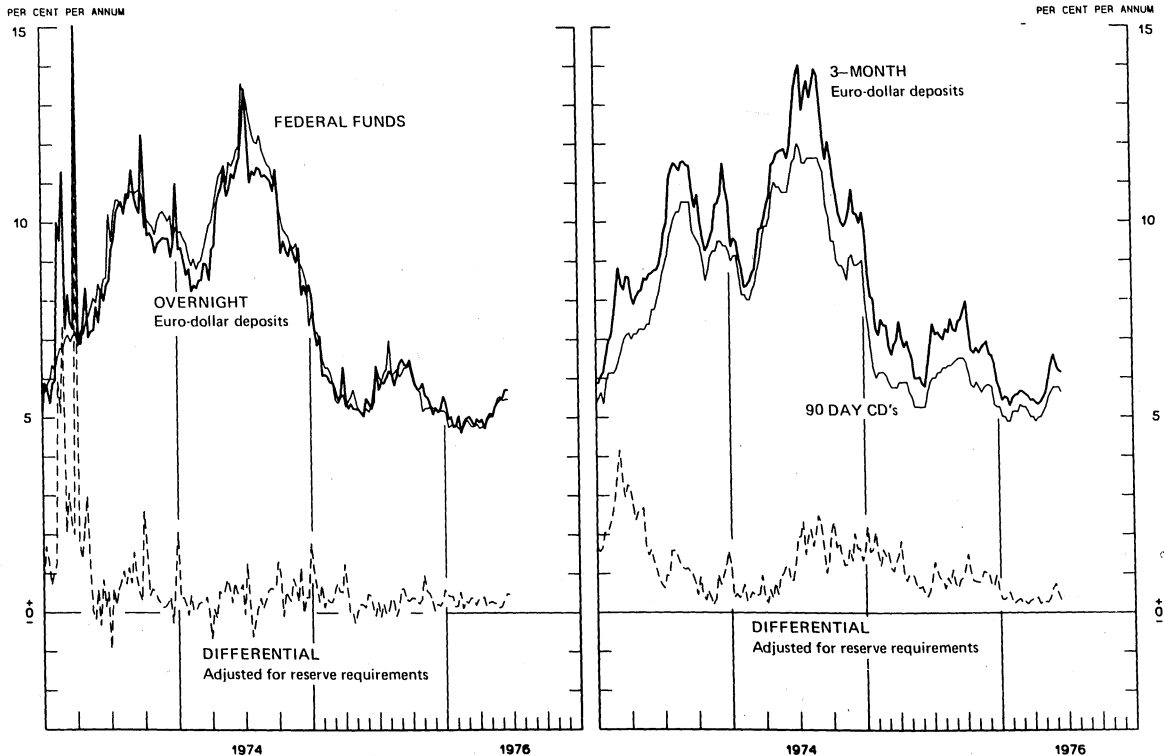


Chart 8

### INTEREST ARBITRAGE: 3-MONTH FUNDS

AVERAGES FOR WEEK ENDING WEDNESDAY

DIFFERENTIAL: PLUS(+), INDICATES FAVOR DOLLAR ASSETS

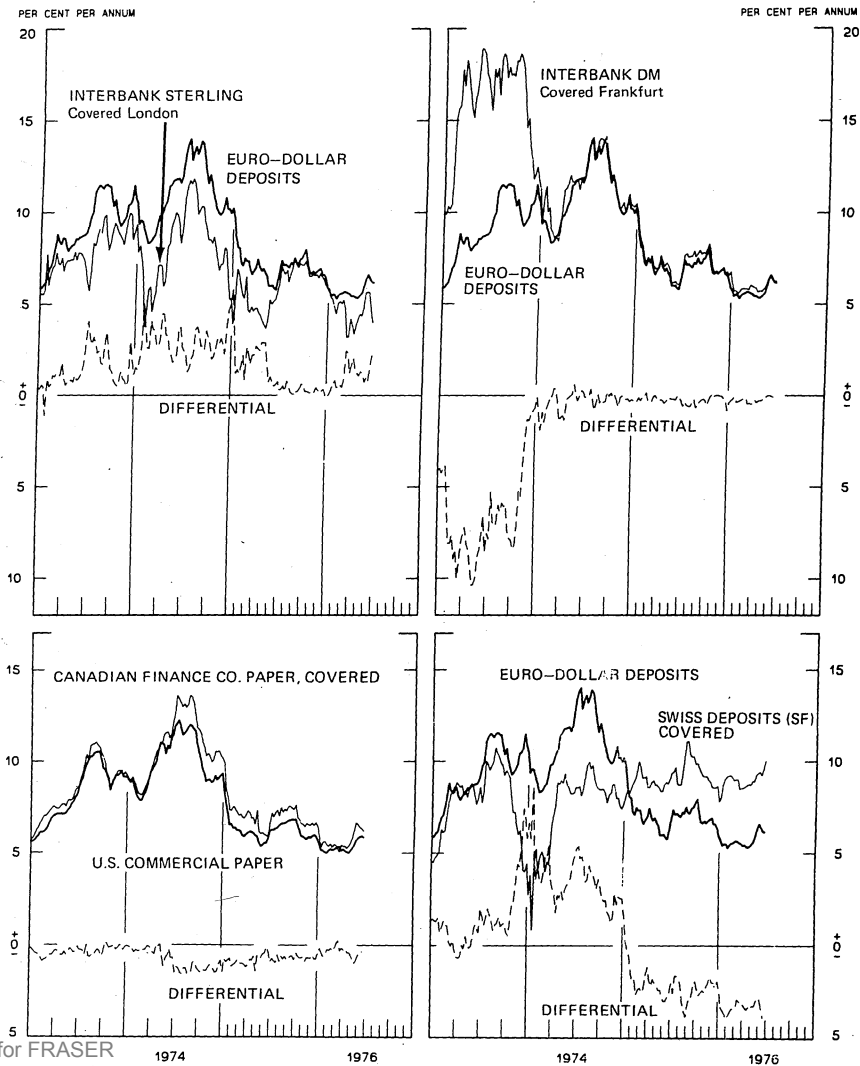


Chart 9  
**LONG-TERM GOVERNMENT BOND YIELDS**  
 WEEKLY SERIES

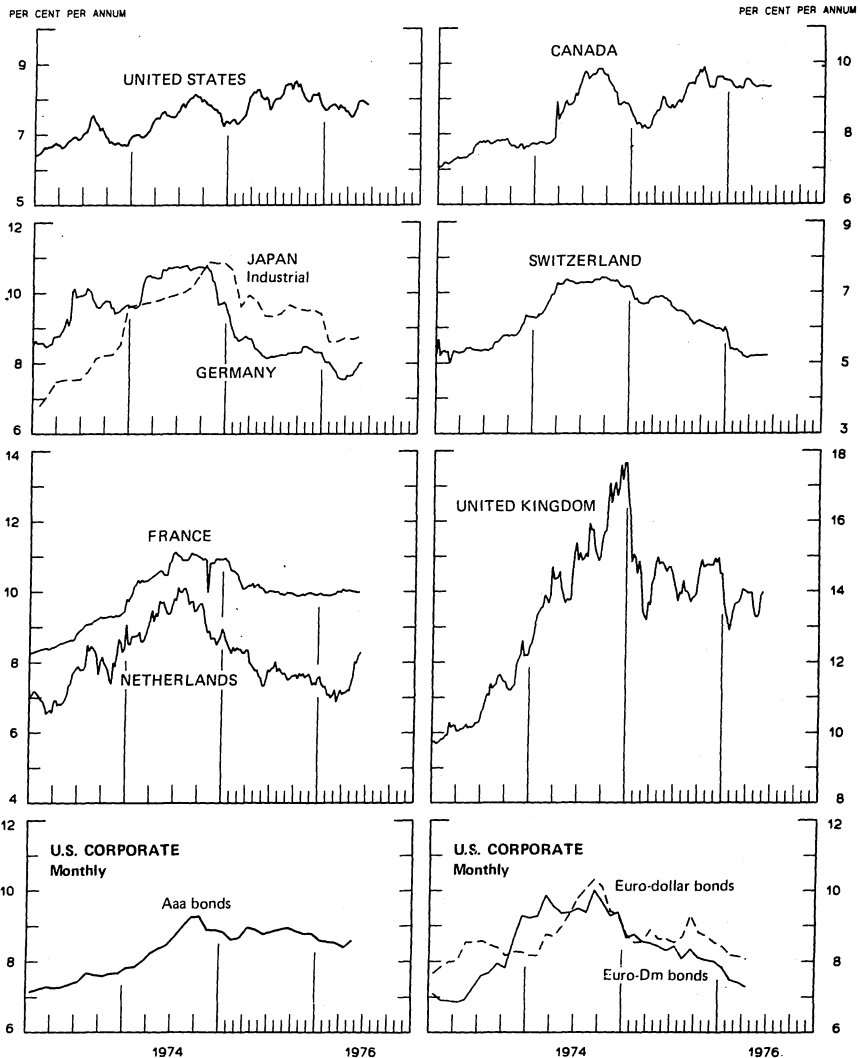
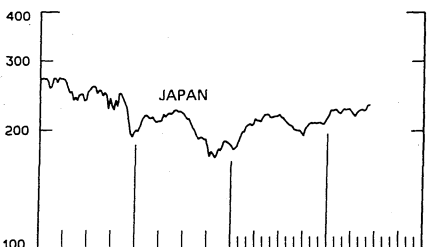
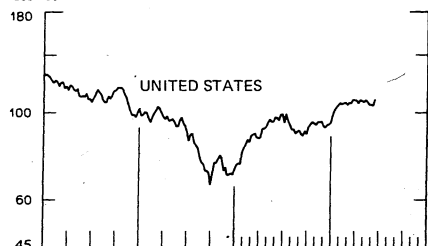
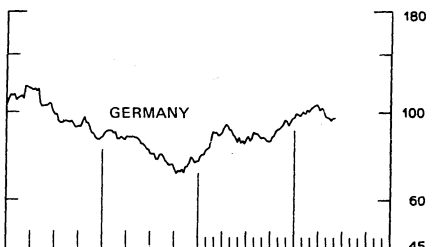
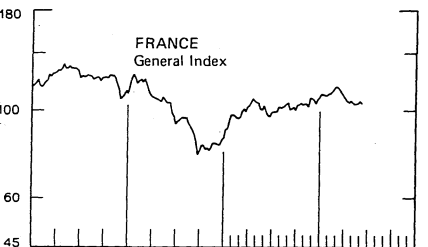
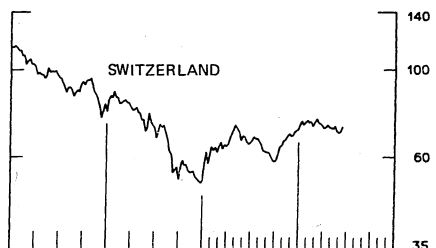
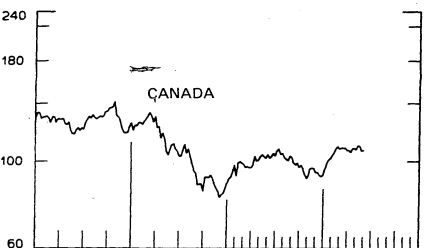
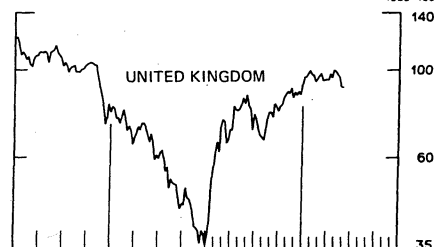


Chart 10  
**INDUSTRIAL STOCK INDEXES**  
 WEEKLY SERIES

RATIO SCALE  
 1969=100



RATIO SCALE  
 1969=100



1974

1976

1974

1976

SERIES NAME

LAST VALUE PLOTTED  
DATE VALUE

CHART 1. SPOT EXCHANGE RATES

U.S. DOLLAR, WEIGHTED AVERAGE	JUNE 23	90.93
JAPANESE YEN	JUNE 23	120.43
GERMAN MARK	JUNE 23	142.09
DUTCH GUILDER	JUNE 23	132.23
U.K. POUND	JUNE 23	73.90
CANADIAN DOLLAR	JUNE 23	111.40
FRENCH FRANC	JUNE 23	117.12
SWISS FRANC	JUNE 23	175.77
BELGIAN FRANC	JUNE 23	126.08
ITALIAN LIRA	JUNE 23	73.31

CHART 2. 3-MONTH FORWARD EXCHANGE RATES

CANADIAN DOLLAR	JUNE 23	-3.38
U.K. POUND	JUNE 23	-7.01
GERMAN MARK	JUNE 23	2.12
FRENCH FRANC	JUNE 23	-3.84
SWISS FRANC	JUNE 23	5.53
DUTCH GUILDER	JUNE 23	-0.39
JAPANESE YEN	JUNE 23	-0.40

CHART 3. GOLD PRICE IN LONDON

U.S. DOLLAR PER FINE OUNCE	JUNE 23	125.47
----------------------------	---------	--------

CHART 4. CALL MONEY RATES

U.S. FEDERAL FUNDS	JUNE 23	5.48
OVERNIGHT EURO-DOLLAR DEPOSITS	JUNE 23	5.71
U.K. 2-DAY LOCAL AUTHORITY DEPOSITS	JUNE 18	10.88
CANADA	JUNE 11	9.08
GERMANY	JUNE 18	4.40
EURO-DM	JUNE 11	3.95
JAPAN	JUNE 18	7.00
FRANCE	JUNE 18	7.50
NETHERLANDS	JUNE 11	4.66
EURO-SWISS FRANC	JUNE 11	0.26

CHART 5. 3-MONTH INTEREST RATES

U.S. CD'S (60-89 DAYS)	JUNE 23	5.63
GERMAN INTERBANK LOAN	JUNE 23	4.10
JAPANESE COMPOSITE LOAN	APRIL	8.24
EURO-DOLLAR DEPOSIT	JUNE 23	6.14
CANADIAN FINANCE COMPANY PAPER	JUNE 23	9.57
INTERBANK STERLING	JUNE 23	10.99
SWISS DEPOSIT	JUNE 23	4.50

SERIES NAME

LAST VALUE PLOTTED  
DATE VALUE

CHART 6. EURO-DOLLAR DEPOSIT RATES: LONDON

OVERNIGHT	JUNE 23	5.71
7-DAY	JUNE 23	5.71
1-MONTH	JUNE 23	5.76
3-MONTH	JUNE 23	6.14
6-MONTH	JUNE 23	6.85
1-YEAR	JUNE 23	7.55

CHART 7. SELECTED EURO-DOLLAR AND U.S. MONEY MARKET RATES

OVERNIGHT EURO-DOLLAR DEPOSITS	JUNE 23	5.71
U.S. FEDERAL FUNDS	JUNE 23	5.48
DIFFERENTIAL ADJ. FOR RESERVE REQUIREMENTS	JUNE 23	0.47
3-MONTH EURO-DOLLAR DEPOSIT RATE	JUNE 23	6.14
U.S. CD'S (60-89 DAYS)	JUNE 23	5.63
DIFFERENTIAL ADJ. FOR RESERVE REQUIREMENTS	JUNE 23	0.41

CHART 8. INTEREST ARBITRAGE, 3-MONTH FUNDS

EURO-DOLLAR DEPOSIT	JUNE 23	6.14
INTERBANK STERLING (LONDON), COVERED	JUNE 23	3.98
DIFFERENTIAL	JUNE 23	2.16
U.S. COMMERCIAL PAPER	JUNE 23	5.85
CANADIAN FINANCE CO. PAPER, COVERED	JUNE 23	6.19
DIFFERENTIAL	JUNE 23	-0.34
EURO-DOLLAR DEPOSIT	JUNE 23	6.14
INTERBANK DM (FRANKFURT), COVERED	JUNE 23	6.22
DIFFERENTIAL	JUNE 23	-0.09
EURO-DOLLAR DEPOSIT	JUNE 23	6.14
SWISS DEPOSIT (SF), COVERED	JUNE 23	10.03
DIFFERENTIAL	JUNE 23	-3.89

SERIES NAME

LAST VALUE PLOTTED  
DATE VALUE

5 6

CHART 9. LONG TERM GOVERNMENT BOND YIELDS

UNITED STATES	JUNE 18	7.84
GERMANY	JUNE 4	7.99
JAPAN (MONTHLY)	MAY	8.77
SWITZERLAND	JUNE 11	5.20
CANADA	JUNE 11	9.33
FRANCE	JUNE 4	9.99
NETHERLANDS	JUNE 11	8.28
UNITED KINGDOM	JUNE 4	13.97

U.S. CORPORATE

AAA BONDS	MAY	8.58
EURO-DM BONDS	APRIL	7.28
EURO-DOLLAR BONDS	APRIL	8.06

CHART 10. INDUSTRIAL STOCK INDEXES

UNITED STATES	JUNE 18	107.78
JAPAN	JUNE 11	232.55
CANADA	JUNE 4	106.53
FRANCE	JUNE 11	104.56
UNITED KINGDOM	JUNE 4	90.16
SWITZERLAND	JUNE 18	71.36
GERMANY	JUNE 4	96.55



# FEDERAL RESERVE

statistical release

H. 10

## FOREIGN EXCHANGE RATES

JUNE 25, 1976

FOR THE WEEK ENDING JUNE 25, 1976

The Board of Governors of the Federal Reserve System is advised that the Federal Reserve Bank of New York has certified for customs purposes the following noon buying rate in New York City for cable transfers payable in foreign currencies:

COUNTRY	MONETARY UNIT	(RATE U.S. CENTS)				
		JUNE 21	JUNE 22	JUNE 23	JUNE 24	JUNE 25
AUSTRALIA	DOLLAR	122.8000	122.8300	122.8500	123.0500	123.1000
AUSTRIA	SCHILLING	5.41000	5.41000	5.42000	5.43000	5.43000
BELGIUM	FRANC	2.51800	2.51950	2.52400	2.53050	2.52250
CANADA	DOLLAR	103.0300	103.0900	103.2800	103.8600	103.4400
DENMARK	KRONE	16.3300	16.3000	16.2900	16.3200	16.2700
FINLAND	MARKKA	25.6700	25.7000	25.6900	25.7200	25.7200
FRANCE	FRANC	21.0500	21.0900	21.0800	21.1200	21.0600
GERMANY	D. MARK	38.7600	38.8000	38.8300	38.8800	38.8000
INDIA	RUPEE	11.1500	11.1500	11.1500	11.1500	11.1000
IRELAND	POUND	177.3900	177.2000	177.2500	177.1500	177.2100
ITALY	LIRA	0.11710	0.11740	0.11790	0.11830	0.11810
JAPAN	YEN	0.33410	0.33420	0.33690	0.33640	0.33580
MALAYSIA	DOLLAR	39.1800	39.1800	39.2100	39.2600	39.3000
MEXICO	PESO	8.0000	8.0000	8.0000	8.0000	8.0000
NETHERLANDS	GUILDER	36.4900	36.5100	36.5500	36.5800	36.4900
NEW ZEALAND	DOLLAR	98.3400	98.3500	98.3100	98.4500	98.5500
NORWAY	KRONE	17.9900	17.9800	17.9700	17.9800	17.9500
PORTUGAL	ESCUDDO	3.2100	3.2000	3.2000	3.1600	3.1800
SOUTH AFRICA	RAND	114.9000	114.9000	114.9000	114.9000	115.3000
SPAIN	PESATA	1.4725	1.4725	1.4730	1.4735	1.4730
SRI LANKA	RUPEE	11.5000	11.5000	11.5000	11.5000	11.5000
SWEDEN	KRONA	22.4200	22.4100	22.4200	22.4600	22.4600
SWITZERLAND	FRANC	40.1900	40.1800	40.1900	40.4800	40.4400
UNITED KINGDOM	POUND	177.3900	177.2000	177.2500	177.1500	177.2100