


113



# Selected Interest & Exchange Rates

## Weekly Series of Charts

**JUNE 21, 1976**

**Prepared by the  
FINANCIAL MARKETS  
SECTION**

**DIVISION OF  
INTERNATIONAL FINANCE**

**BOARD OF GOVERNORS  
FEDERAL RESERVE SYSTEM  
Washington, D.C. 20551**

# Table of Contents

## **TABLES**

1. LATEST FIGURES PLOTTED
2. DAILY CERTIFIED SPOT  
EXCHANGE RATES--  
H.10 RELEASE

## **CHARTS**

1. SPOT EXCHANGE RATE INDEXES
2. 3-MONTH FORWARD EXCHANGE RATES
3. GOLD PRICE--LONDON
4. CALL MONEY RATES
5. 3-MONTH INTEREST RATES
6. EURO-DOLLAR DEPOSIT RATES
7. SELECTED EURO-DOLLAR AND  
U.S. MONEY MARKET RATES
8. INTEREST ARBITRAGE: 3-MONTH FUNDS
9. LONG-TERM GOVERNMENT BOND YIELDS
10. INDUSTRIAL STOCK INDEXES

## **SUBSCRIPTION RATES:**

Weekly \$15.00 per year or \$.40 each in the United States, its possessions, Canada, and Mexico; 10 or more of the same issue to one address, \$13.50 per year or \$.35 each. Elsewhere, \$20.00 per year or \$.50 each. Address requests to Publications Services, Division of Administrative Services, and make payment remittance payable to the order of the Board of Governors of the Federal Reserve System in a form collectible at par in U.S. Currency.

Chart 1  
**SPOT EXCHANGE RATES**

**DOLLAR PRICES OF FOREIGN CURRENCIES AND WEIGHTED AVERAGE VALUES (DASHED LINE)**

**AVERAGES FOR WEEK ENDING WEDNESDAY**

RATIO SCALE  
MAY 1970 PARITY=100

RATIO SCALE  
MAY 1970 PARITY=100

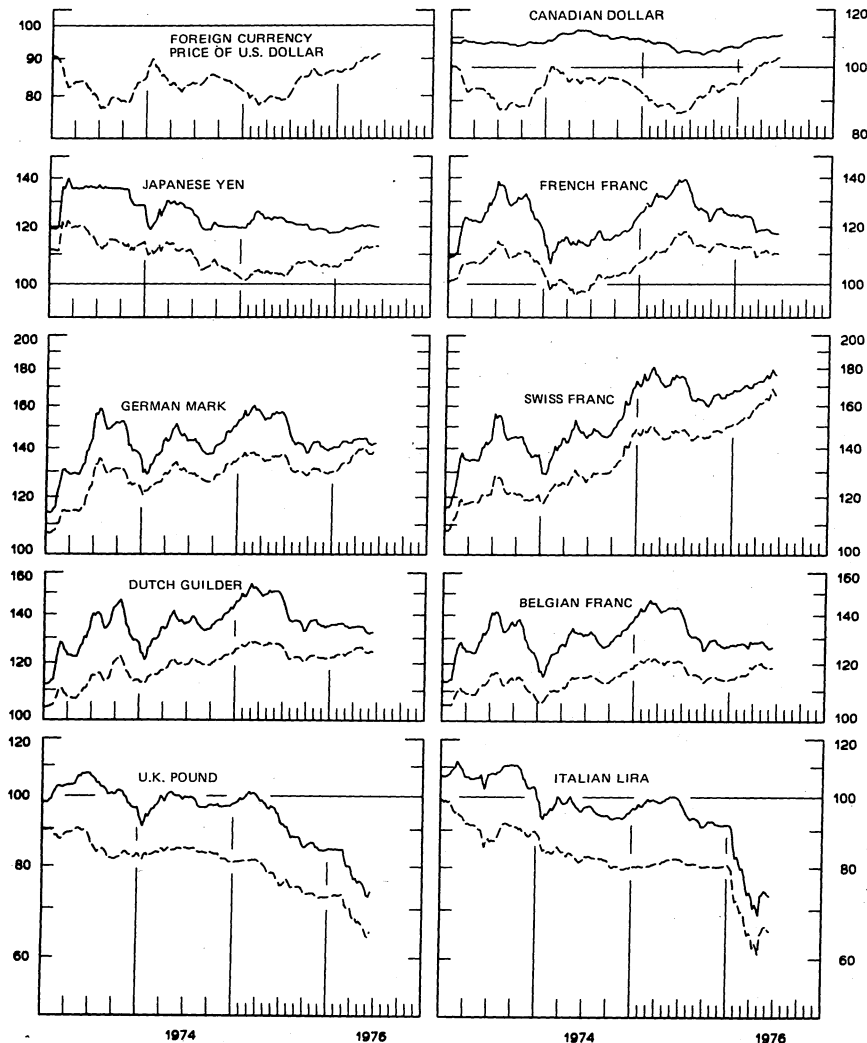


Chart 2  
**3-MONTH FORWARD EXCHANGE RATES**  
 PREMIUMS (+), OR DISCOUNT (-)  
 AVERAGES FOR WEEK ENDING WEDNESDAY

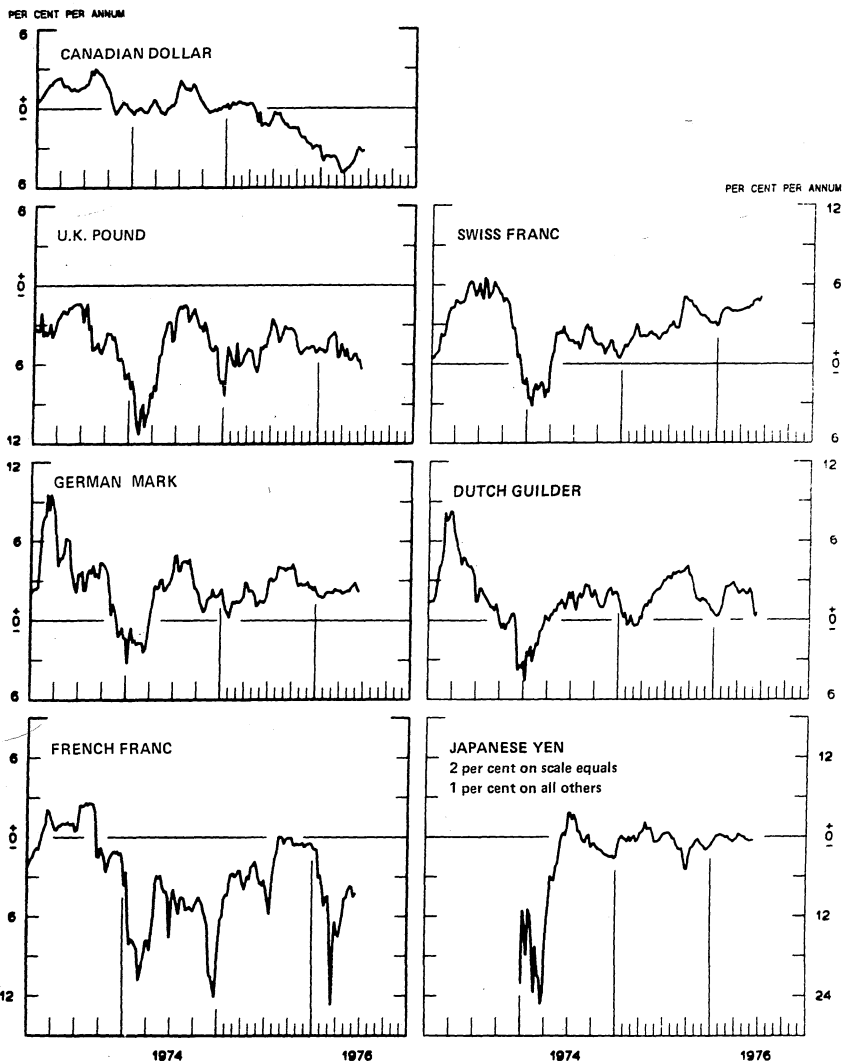


Chart 3  
**PRICE OF GOLD IN LONDON**  
AVERAGES FOR WEEK ENDING WEDNESDAY

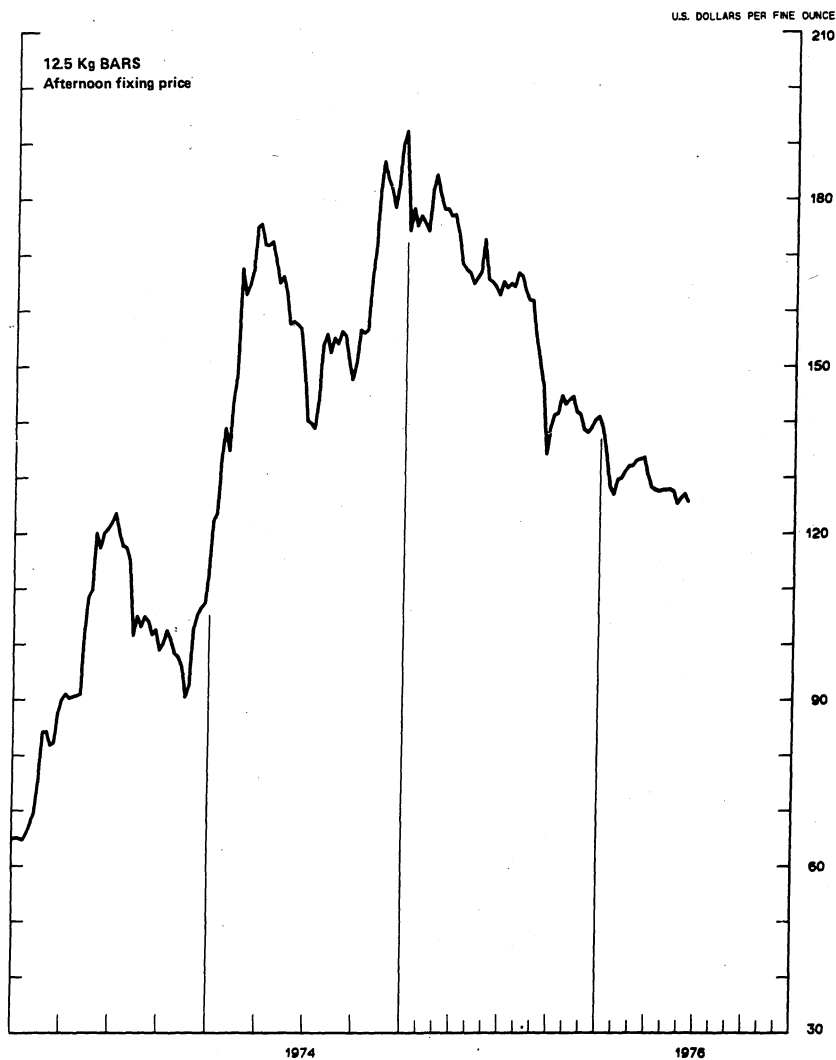


Chart 4  
**CALL MONEY RATES**  
 WEEKLY SERIES

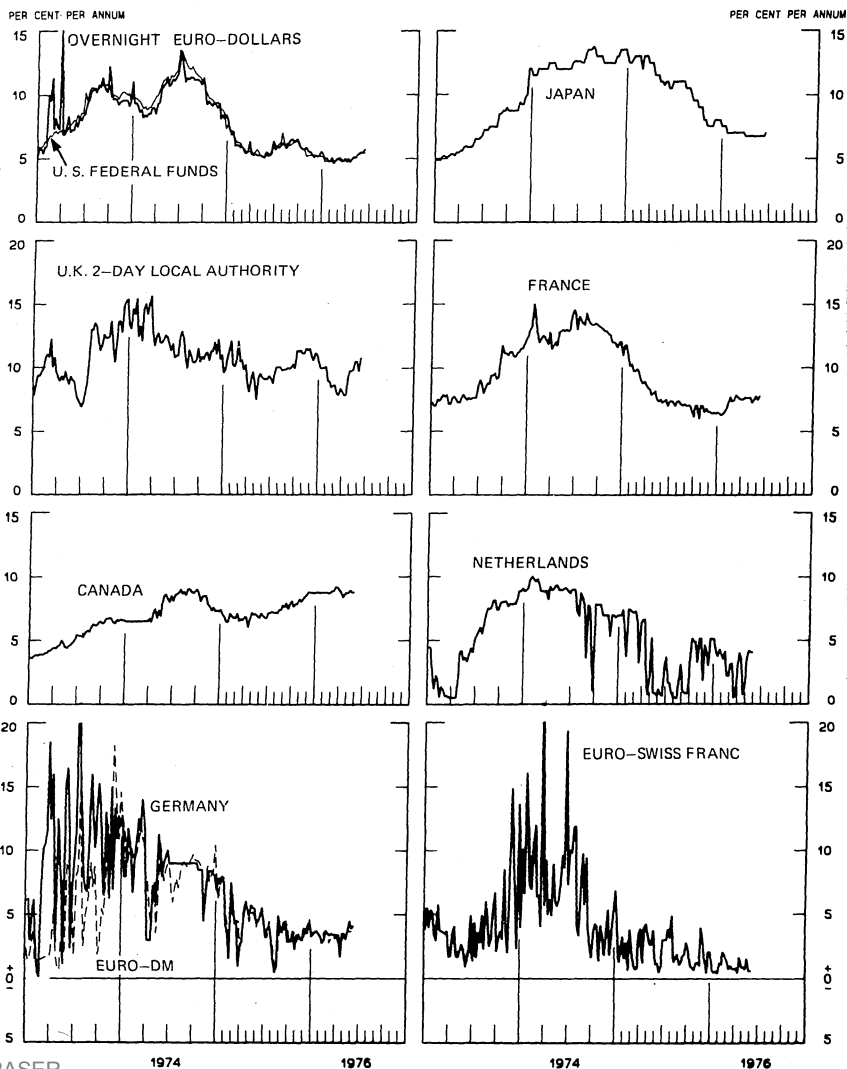


Chart 5  
**3-MONTH INTEREST RATES**  
 WEEKLY SERIES

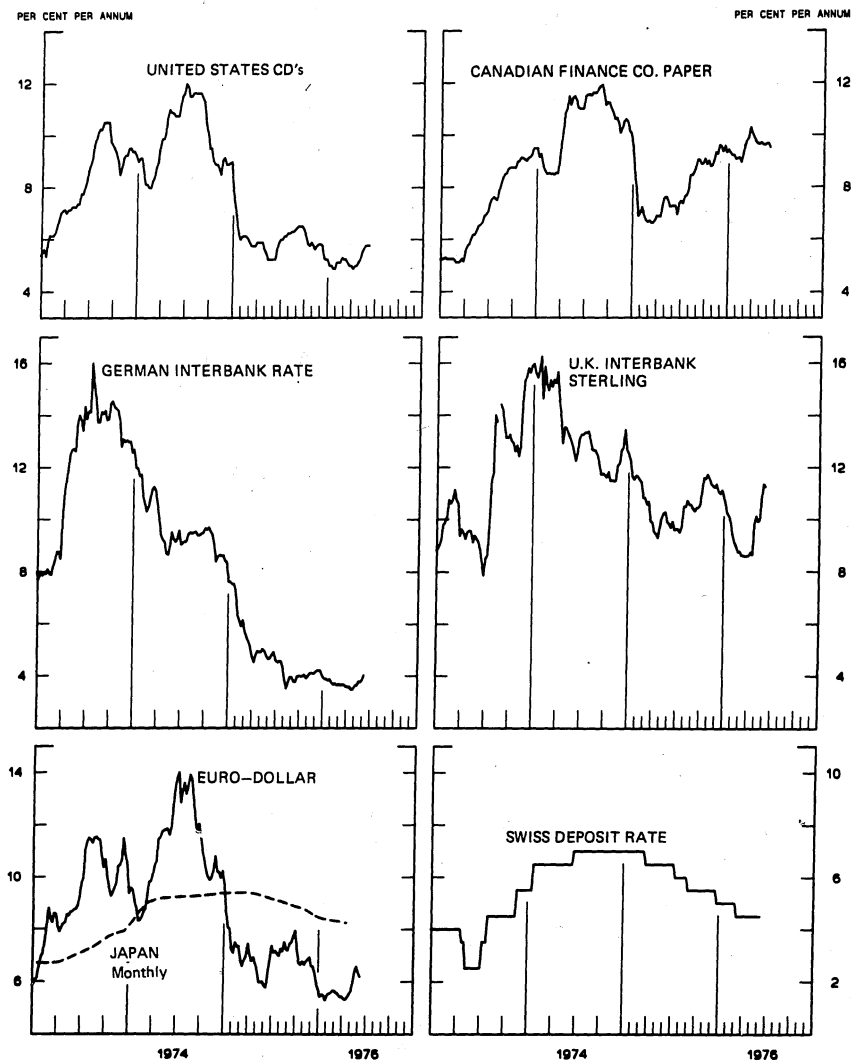


Chart 6

# **EURO-DOLLAR DEPOSIT RATES London** AVERAGES FOR WEEK ENDING WEDNESDAY

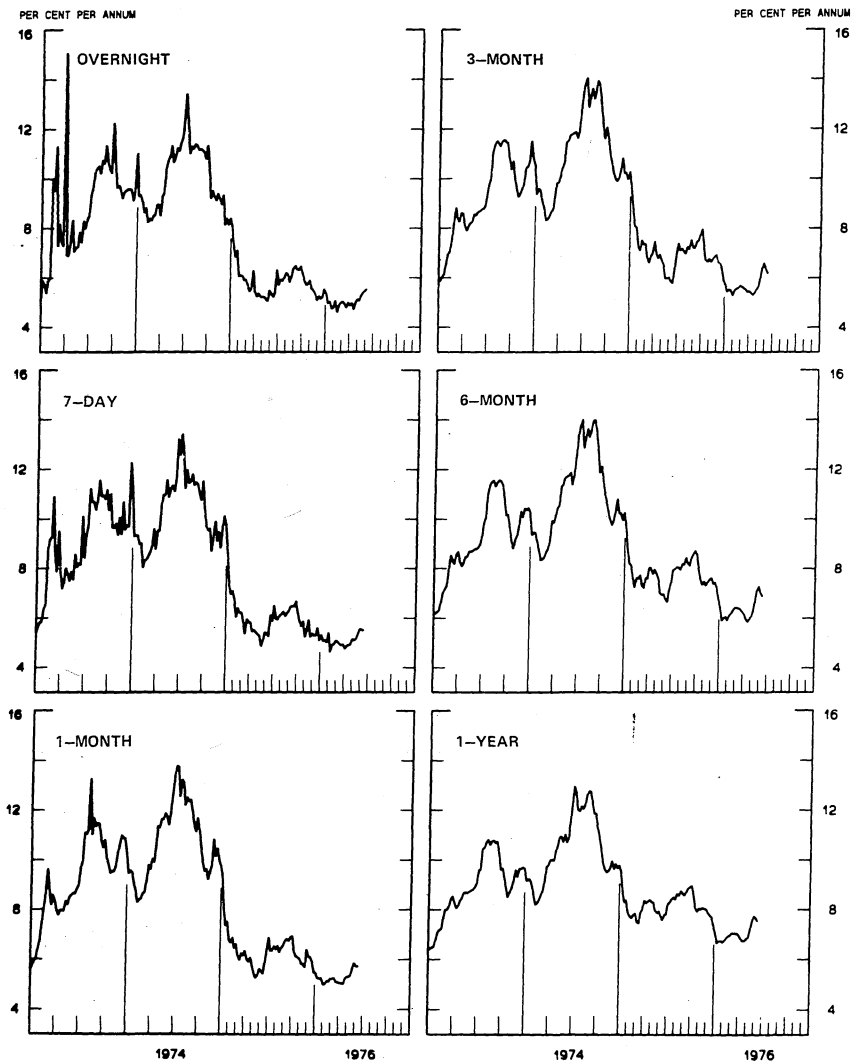




Chart 7  
**SELECTED EURO-DOLLAR AND U.S. MONEY MARKET RATES**  
 AVERAGES FOR WEEK ENDING WEDNESDAY

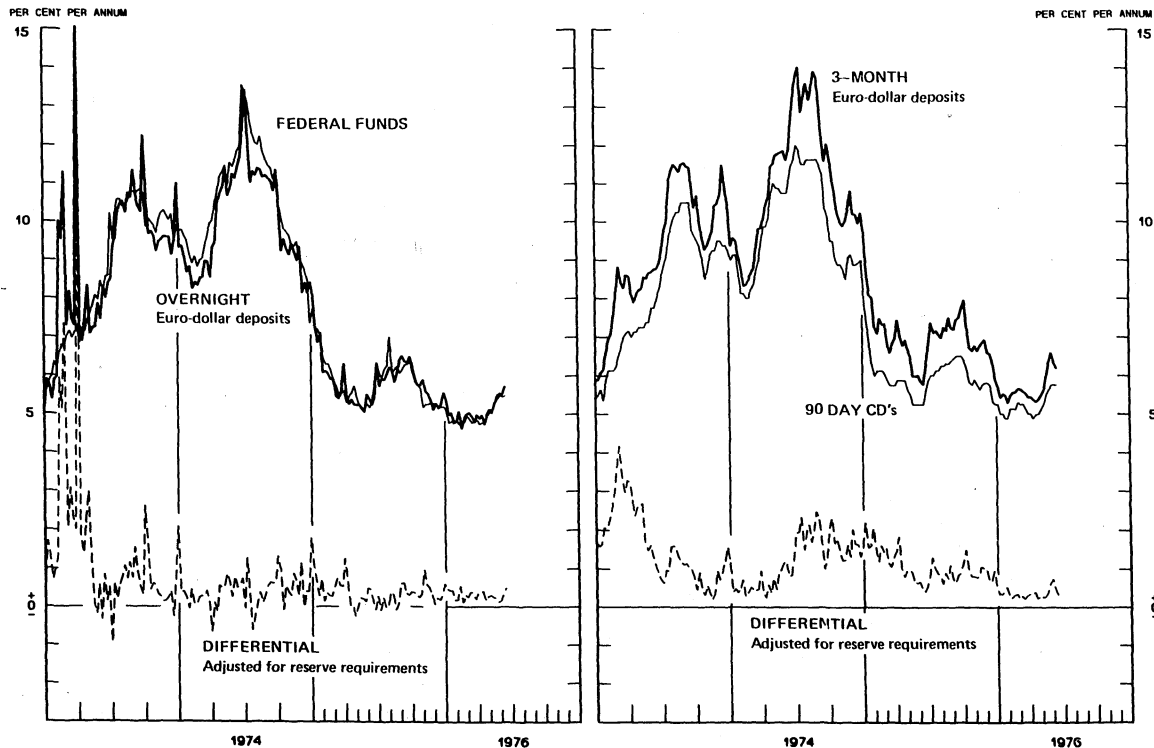


Chart 8

**INTEREST ARBITRAGE: 3-MONTH FUNDS**

AVERAGES FOR WEEK ENDING WEDNESDAY

DIFFERENTIAL: PLUS(+), INDICATES FAVOR DOLLAR ASSETS

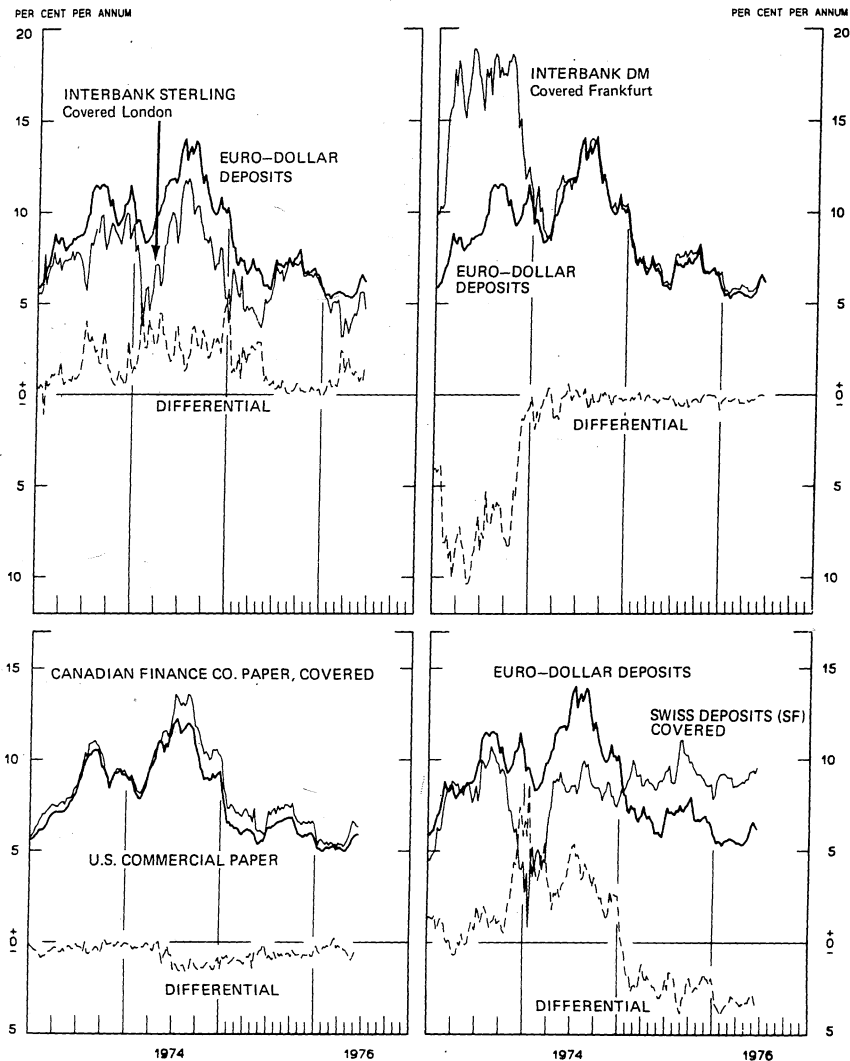


Chart 9  
**LONG-TERM GOVERNMENT BOND YIELDS**  
 WEEKLY SERIES

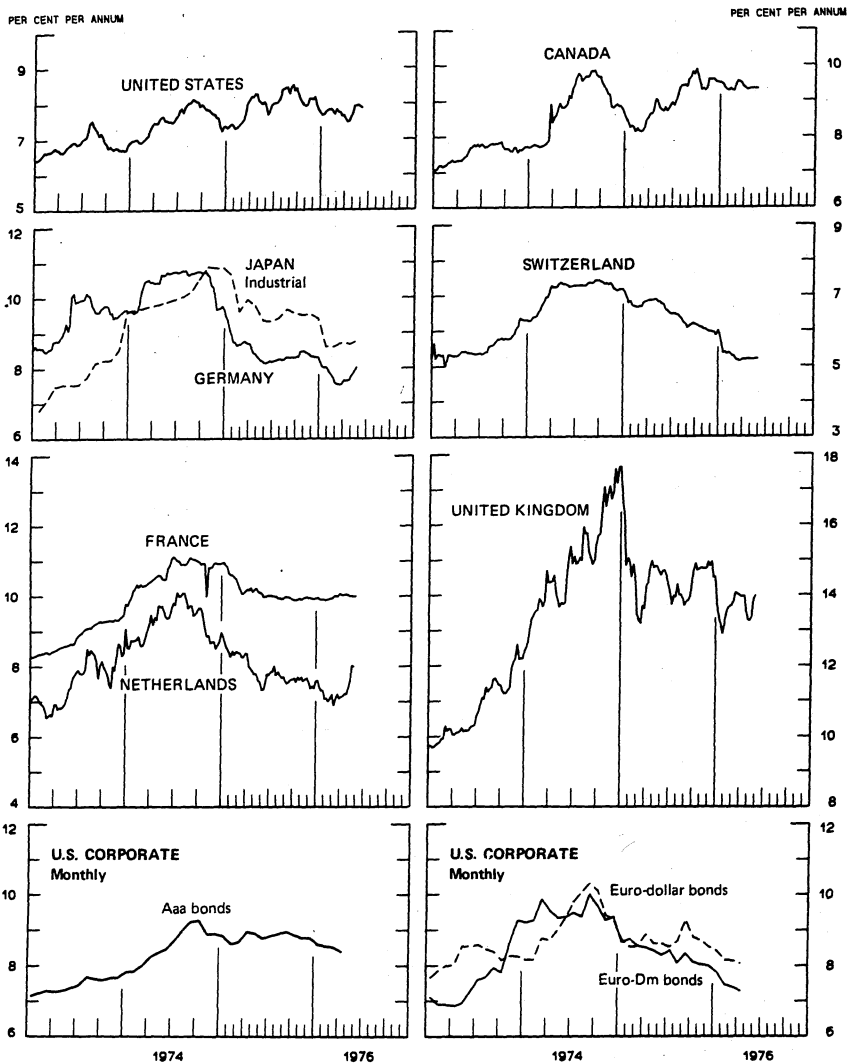
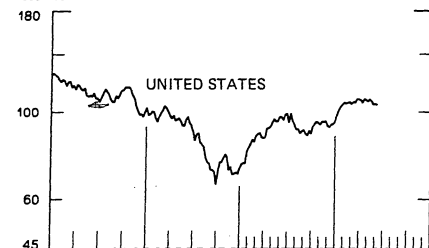
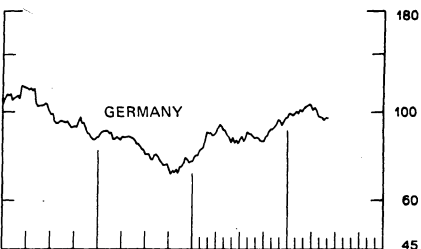
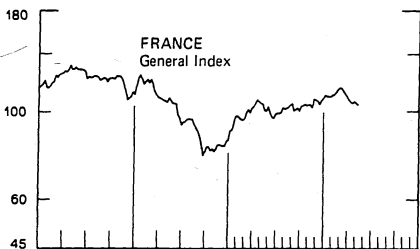
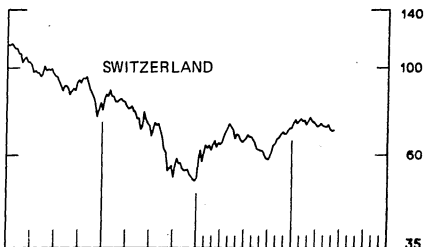
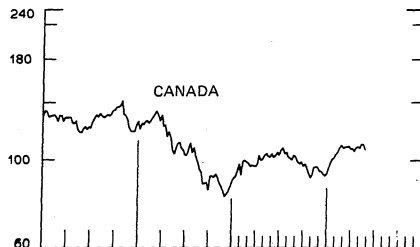
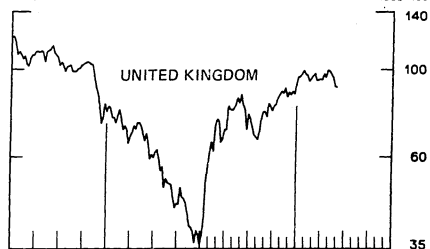
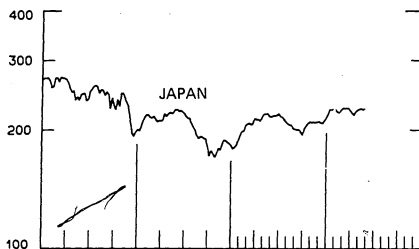


Chart 10  
**INDUSTRIAL STOCK INDEXES**  
 WEEKLY SERIES

RATIO SCALE  
 1969=100



RATIO SCALE  
 1969=100



SERIES NAME

12  
LAST VALUE PLOTTED  
DATE VALUE

CHART 1. SPOT EXCHANGE RATES

U.S. DOLLAR, WEIGHTED AVERAGE	JUNE 16	90.99
JAPANESE YEN	JUNE 16	120.04
GERMAN MARK	JUNE 16	142.08
DUTCH GUILDER	JUNE 16	132.23
U.K. POUND	JUNE 16	73.86
CANADIAN DOLLAR	JUNE 16	110.73
FRENCH FRANC	JUNE 16	117.40
SWISS FRANC	JUNE 16	176.19
BELGIAN FRANC	JUNE 16	126.33
ITALIAN LIRA	JUNE 16	73.20

CHART 2. 3-MONTH FORWARD EXCHANGE RATES

CANADIAN DOLLAR	JUNE 16	-3.22
U.K. POUND	JUNE 16	-6.35
GERMAN MARK	JUNE 16	2.21
FRENCH FRANC	JUNE 16	-4.27
SWISS FRANC	JUNE 16	5.07
DUTCH GUILDER	JUNE 16	0.52
JAPANESE YEN	JUNE 16	-0.52

CHART 3. GOLD PRICE IN LONDON

U.S. DOLLAR PER FINE OUNCE	JUNE 16	125.73
----------------------------	---------	--------

CHART 4. CALL MONEY RATES

U.S. FEDERAL FUNDS	JUNE 16	5.47
OVERNIGHT EURO-DOLLAR DEPOSITS	JUNE 16	5.71
U.K. 2-DAY LOCAL AUTHORITY DEPOSITS	JUNE 11	10.75
CANADA	MAY 28	8.75
GERMANY	JUNE 11	4.10
EURO-DM	JUNE 4	3.70
JAPAN	JUNE 18	7.00
FRANCE	JUNE 11	7.75
NETHERLANDS	MAY 28	4.03
EURO-SWISS FRANC	JUNE 4	0.57

CHART 5. 3-MONTH INTEREST RATES

U.S. CD'S (60-89 DAYS)	JUNE 16	5.75
GERMAN INTERBANK LOAN	JUNE 16	4.04
JAPANESE COMPOSITE LOAN	APRIL	8.24
EURO-DOLLAR DEPOSIT	JUNE 16	6.19
CANADIAN FINANCE COMPANY PAPER	JUNE 16	9.52
INTERBANK STERLING	JUNE 16	11.01
SWISS DEPOSIT	JUNE 16	4.50

SERIES NAME

LAST VALUE PLOTTED  
DATE VALUE

CHART 6. EURO-DOLLAR DEPOSIT RATES: LONDON

OVERNIGHT	JUNE 16	5.71
7-DAY	JUNE 16	5.51
1-MONTH	JUNE 16	5.73
3-MONTH	JUNE 16	6.19
6-MONTH	JUNE 16	6.89
1-YEAR	JUNE 16	7.54

CHART 7. SELECTED EURO-DOLLAR AND U.S. MONEY MARKET RATES

OVERNIGHT EURO-DOLLAR DEPOSITS	JUNE 16	5.71
U.S. FEDERAL FUNDS	JUNE 16	5.47
DIFFERENTIAL ADJ. FOR RESERVE REQUIREMENTS	JUNE 16	0.48
3-MONTH EURO-DOLLAR DEPOSIT RATE	JUNE 16	6.19
U.S. CD'S (60-89 DAYS)	JUNE 16	5.75
DIFFERENTIAL ADJ. FOR RESERVE REQUIREMENTS	JUNE 16	0.33

CHART 8. INTEREST ARBITRAGE, 3-MONTH FUNDS

EURO-DOLLAR DEPOSIT	JUNE 16	6.19
INTERBANK STERLING (LONDON), COVERED	JUNE 16	4.66
DIFFERENTIAL	JUNE 16	1.53
U.S. COMMERCIAL PAPER	JUNE 16	5.90
CANADIAN FINANCE CO. PAPER, COVERED	JUNE 16	6.31
DIFFERENTIAL	JUNE 16	-0.41
EURO-DOLLAR DEPOSIT	JUNE 16	6.19
INTERBANK DM (FRANKFURT), COVERED	JUNE 16	6.25
DIFFERENTIAL	JUNE 16	-0.06
EURO-DOLLAR DEPOSIT	JUNE 16	6.19
SWISS DEPOSIT (SF), COVERED	JUNE 16	9.57
DIFFERENTIAL	JUNE 16	-3.38

SERIES NAME

15  
LAST VALUE PLOTTED  
DATE VALUE

CHART 9. LONG TERM GOVERNMENT BOND YIELDS

UNITED STATES	JUNE 11	7.88
GERMANY	MAY 28	8.02
JAPAN (MONTHLY)	MAY	8.77
SWITZERLAND	JUNE 4	5.20
CANADA	MAY 28	9.32
FRANCE	JUNE 4	9.99
NETHERLANDS	MAY 28	7.98
UNITED KINGDOM	JUNE 4	13.97

U.S. CORPORATE

AAA BONDS	APRIL	8.40
EURO-DM BONDS	APRIL	7.28
EURO-DOLLAR BONDS	APRIL	8.06

CHART 10. INDUSTRIAL STOCK INDEXES

UNITED STATES	JUNE 11	104.18
JAPAN	MAY 28	226.26
CANADA	MAY 28	106.25
FRANCE	MAY 14	104.07
UNITED KINGDOM	JUNE 4	90.16
SWITZERLAND	JUNE 11	69.49
GERMANY	JUNE 4	96.55



# FEDERAL RESERVE

statistical release

H.10

JUNE 18, 1976

## FOREIGN EXCHANGE RATES

FOR THE WEEK ENDING

JUNE 18, 1976

The Board of Governors of the Federal Reserve System is advised that the Federal Reserve Bank of New York has certified for customs purposes the following noon buying rate in New York City for cable transfers payable in foreign currencies:

COUNTRY	MONETARY UNIT	(RATE U.S. CENTS)				
		JUNE 14	JUNE 15	JUNE 16	JUNE 17	JUNE 18
AUSTRALIA	DOLLAR	122.7700	122.7800	122.8800	122.8400	122.8500
AUSTRIA	SCHILLING	5.43000	5.41000	5.43000	5.34000	5.42000
BELGIUM	FRANC	2.52580	2.52700	2.52850	2.52500	2.52200
CANADA	DOLLAR	102.3900	102.5400	102.7000	102.9700	102.8400
DENMARK	KRONE	16.3700	16.3900	16.4100	16.3400	16.3400
FINLAND	MARKKA	25.6500	25.6600	25.7000	25.6900	25.6900
FRANCE	FRANC	21.1400	21.1400	21.1400	21.1200	21.0900
GERMANY	D. MARK	38.7900	38.8500	38.8700	38.8700	38.8500
INDIA	RUPEE	11.1000	11.1000	11.1000	11.1000	11.1500
IRELAND	POUND	177.0000	177.6500	177.5500	177.5500	177.4000
ITALY	LIRA	0.11710	0.11730	0.11710	0.11710	0.11700
JAPAN	YEN	0.33340	0.33360	0.33350	0.33330	0.33410
MALAYSIA	DOLLAR	39.1200	39.1200	39.1700	39.1800	39.1500
MEXICO	PESO	8.0000	8.0000	8.0000	8.0000	8.0000
NETHERLANDS	GUILDER	36.5100	36.5600	36.5400	36.5500	36.5300
NEW ZEALAND	DOLLAR	98.2500	98.1300	98.4600	98.3200	98.4400
NORWAY	KRONE	18.0400	18.0300	18.0700	18.0300	18.0100
PORTUGAL	ESCUDO	3.2300	3.2300	3.2300	3.2300	3.2100
SOUTH AFRICA	RAND	114.8500	114.8500	114.8500	114.8500	114.9000
SPAIN	PESATA	1.4720	1.4725	1.4730	1.4730	1.4725
SRI LANKA	RUPEE	11.5000	11.5000	11.5000	11.5000	11.5000
SWEDEN	KRONA	22.5200	22.5100	22.5200	22.5000	22.4700
SWITZERLAND	FRANC	40.1300	40.3700	40.5300	40.2100	40.2000
UNITED KINGDOM	POUND	177.0000	177.6500	177.5500	177.5500	177.4000