


HL3



Selected Interest & Exchange Rates

Weekly Series of Charts

JUNE 14, 1976

**Prepared by the
FINANCIAL MARKETS
SECTION**

**DIVISION OF
INTERNATIONAL FINANCE**

**BOARD OF GOVERNORS
FEDERAL RESERVE SYSTEM
Washington, D.C. 20551**

Table of Contents

TABLES

1. LATEST FIGURES PLOTTED
2. DAILY CERTIFIED SPOT EXCHANGE RATES--H.10 RELEASE

CHARTS

1. SPOT EXCHANGE RATE INDEXES
2. 3-MONTH FORWARD EXCHANGE RATES
3. GOLD PRICE--LONDON
4. CALL MONEY RATES
5. 3-MONTH INTEREST RATES
6. EURO-DOLLAR DEPOSIT RATES
7. SELECTED EURO-DOLLAR AND U.S. MONEY MARKET RATES
8. INTEREST ARBITRAGE: 3-MONTH FUNDS
9. LONG-TERM GOVERNMENT BOND YIELDS
10. INDUSTRIAL STOCK INDEXES

SUBSCRIPTION RATES:

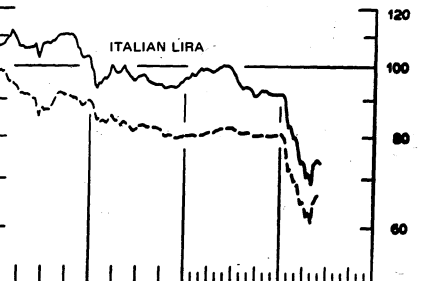
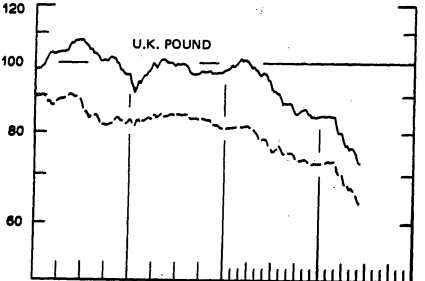

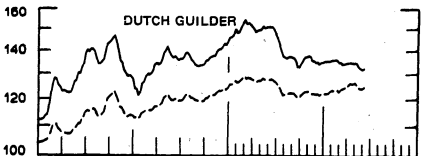
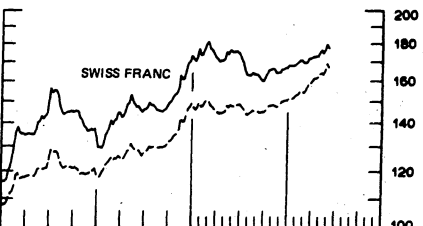
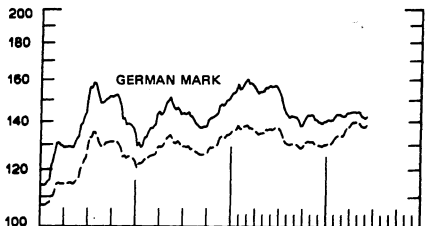
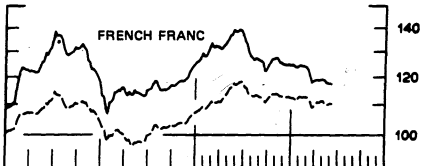
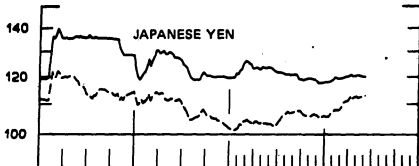
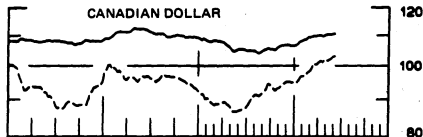
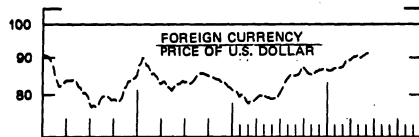
Weekly \$15.00 per year or \$.40 each in the United States, its possessions, Canada, and Mexico; 10 or more of the same issue to one address, \$13.50 per year or \$.35 each. Elsewhere, \$20.00 per year or \$.50 each. Address requests to Publications Services, Division of Administrative Services, and make payment remittance payable to the order of the Board of Governors of the Federal Reserve System in a form collectible at par in U.S. Currency.

Chart 1 SPOT EXCHANGE RATES

DOLLAR PRICES OF FOREIGN CURRENCIES AND WEIGHTED AVERAGE VALUES (DASHED LINE) AVERAGES FOR WEEK ENDING WEDNESDAY

RATIO SCALE
MAY 1970 PARITY=100

RATIO SCALE
MAY 1970 PARITY=100



1974

1978

1974

1978

Chart 2
3-MONTH FORWARD EXCHANGE RATES
 PREMIUMS (+), OR DISCOUNT (-)
 AVERAGES FOR WEEK ENDING WEDNESDAY

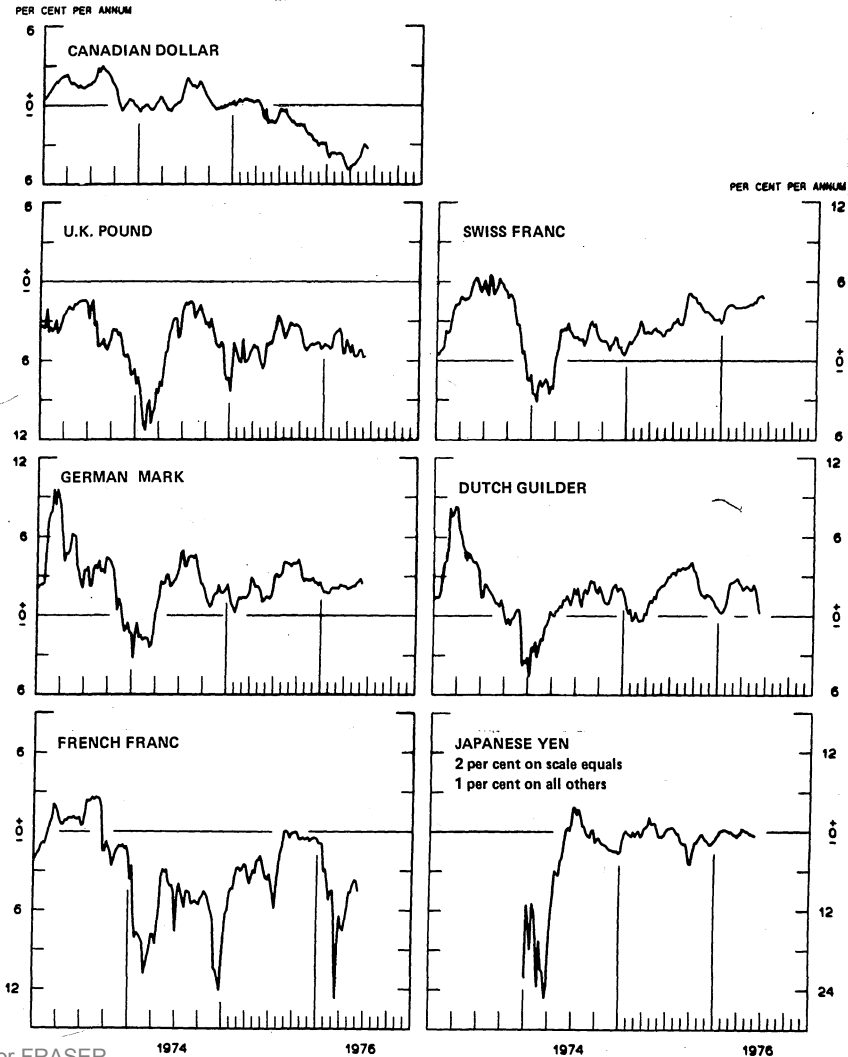


Chart 3
PRICE OF GOLD IN LONDON
AVERAGES FOR WEEK ENDING WEDNESDAY

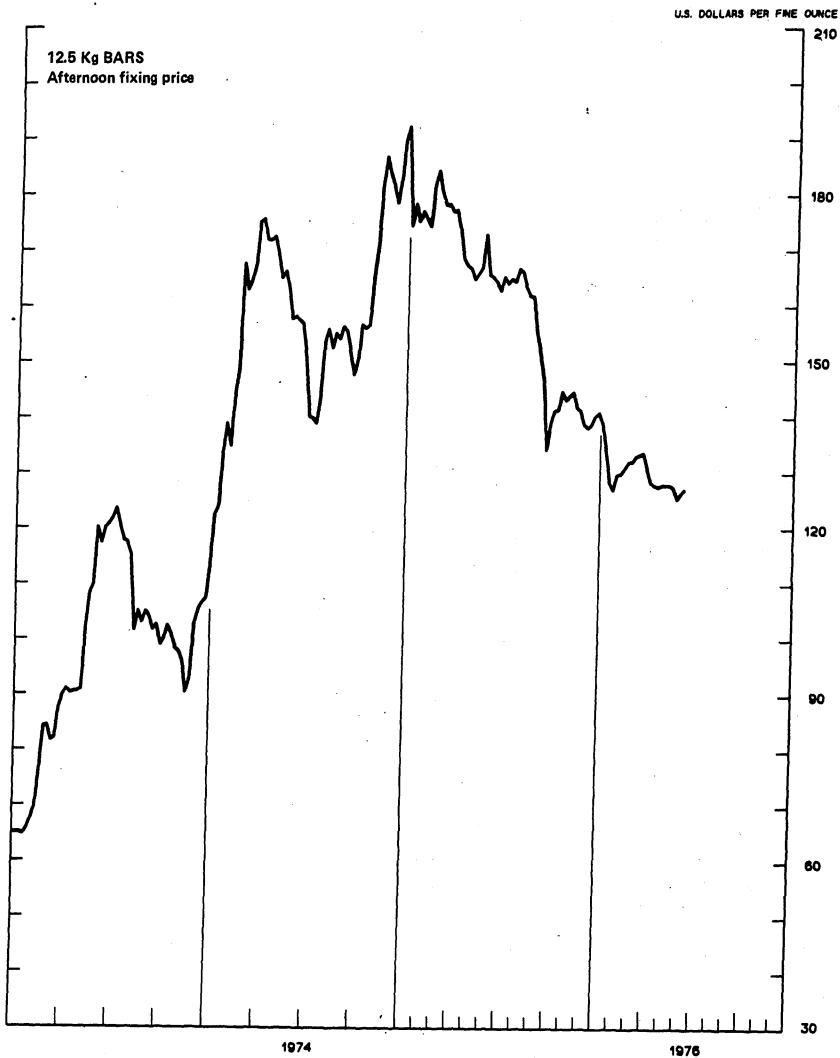


Chart 4
CALL MONEY RATES
 WEEKLY SERIES

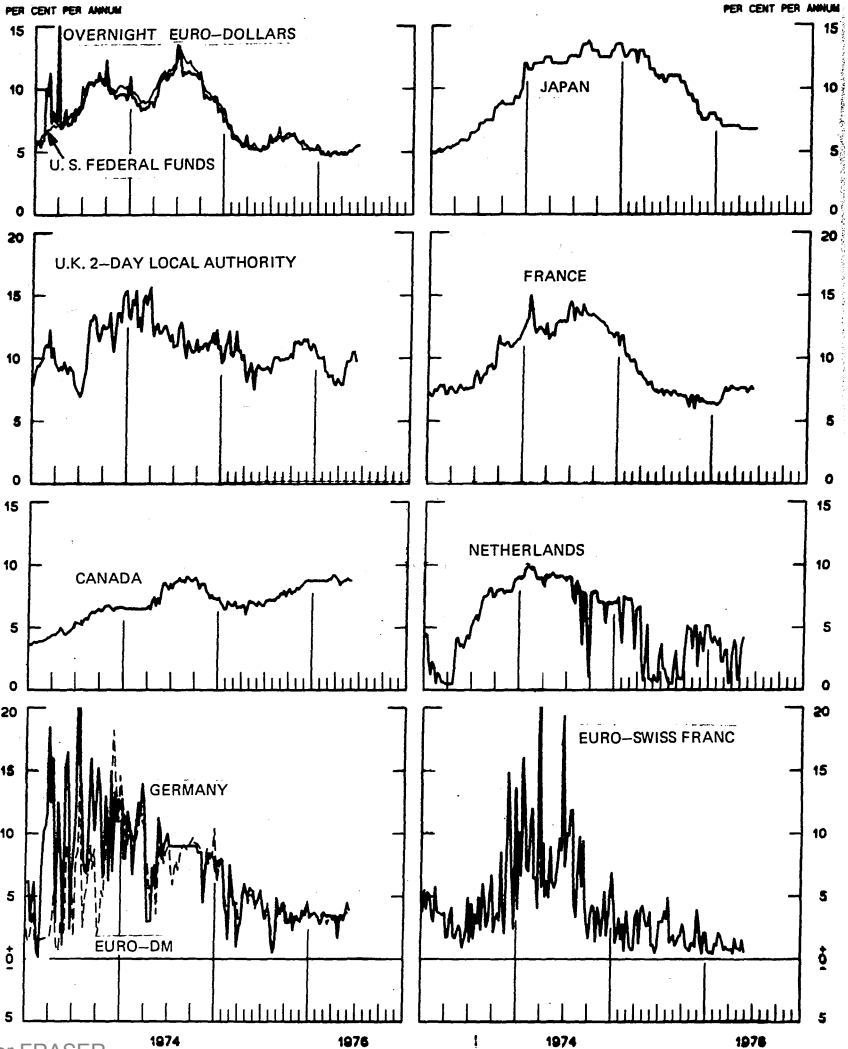


Chart 5
3-MONTH INTEREST RATES
 WEEKLY SERIES

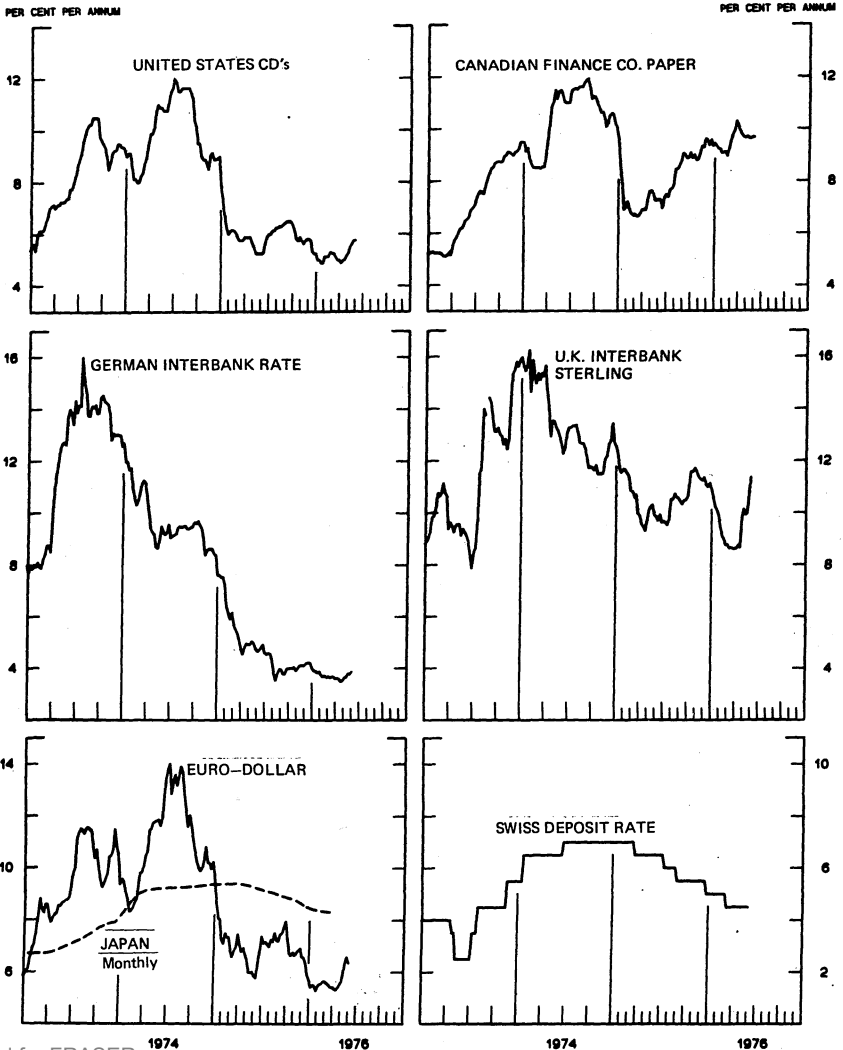


Chart 6
EURO-DOLLAR DEPOSIT RATES London
AVERAGES FOR WEEK ENDING WEDNESDAY

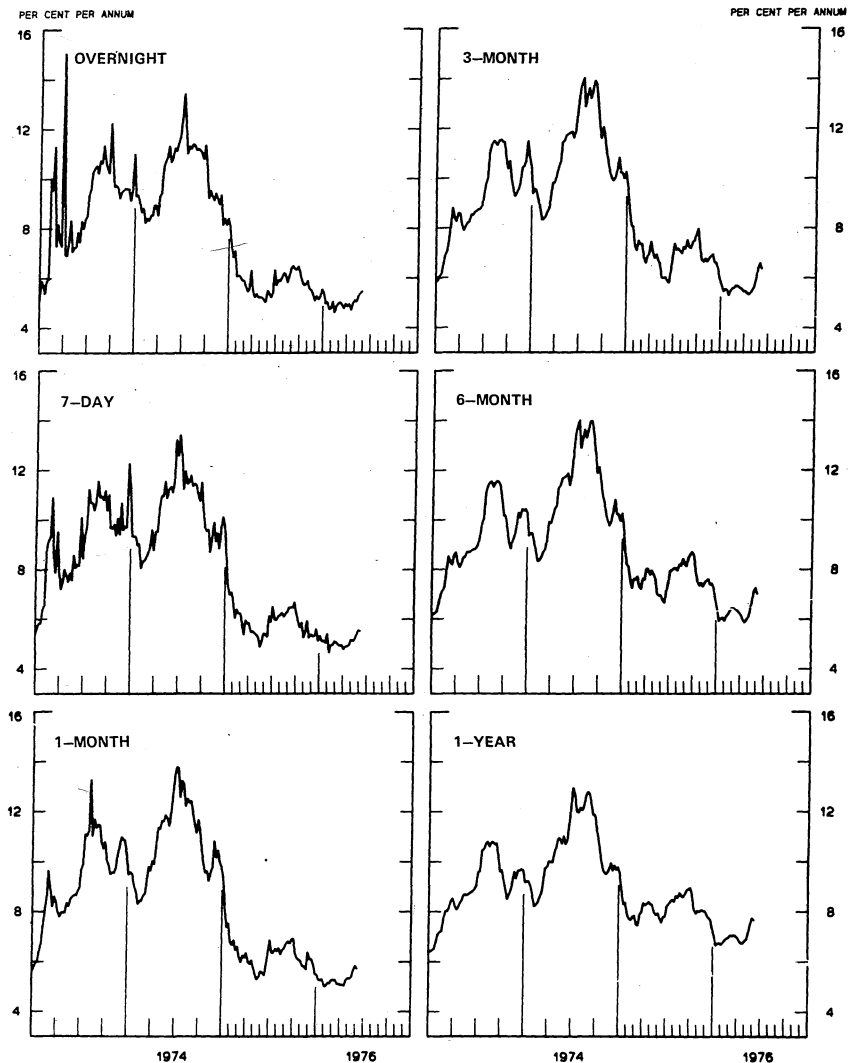
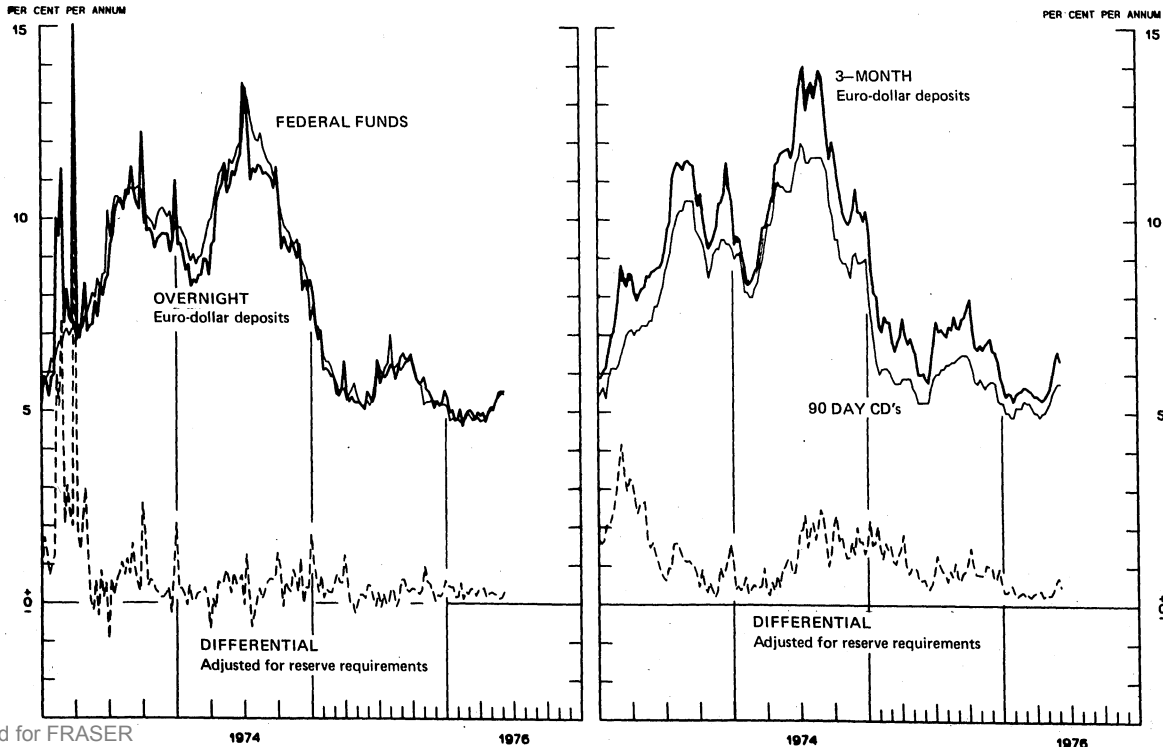


Chart 7
SELECTED EURO-DOLLAR AND U.S. MONEY MARKET RATES
 AVERAGES FOR WEEK ENDING WEDNESDAY



9

Chart 8

INTEREST ARBITRAGE: 3-MONTH FUNDS

AVERAGES FOR WEEK ENDING WEDNESDAY

DIFFERENTIAL: PLUS(+), INDICATES FAVOR DOLLAR ASSETS

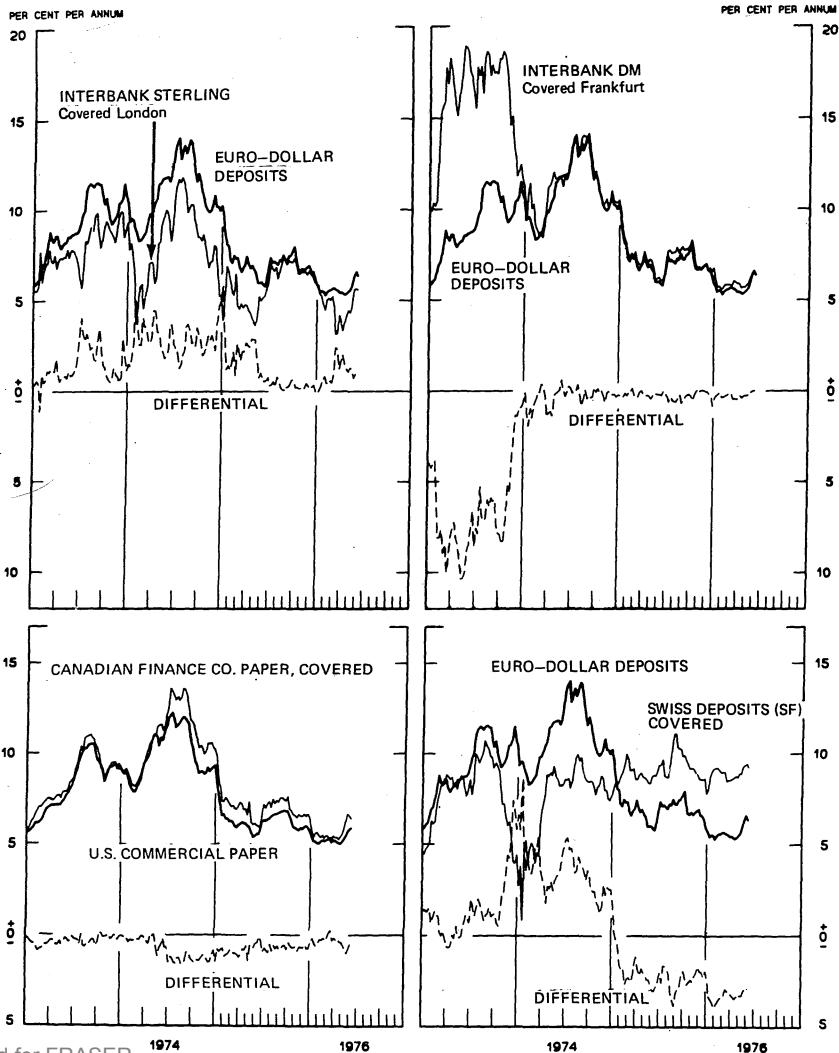


Chart 9
LONG-TERM GOVERNMENT BOND YIELDS
 WEEKLY SERIES

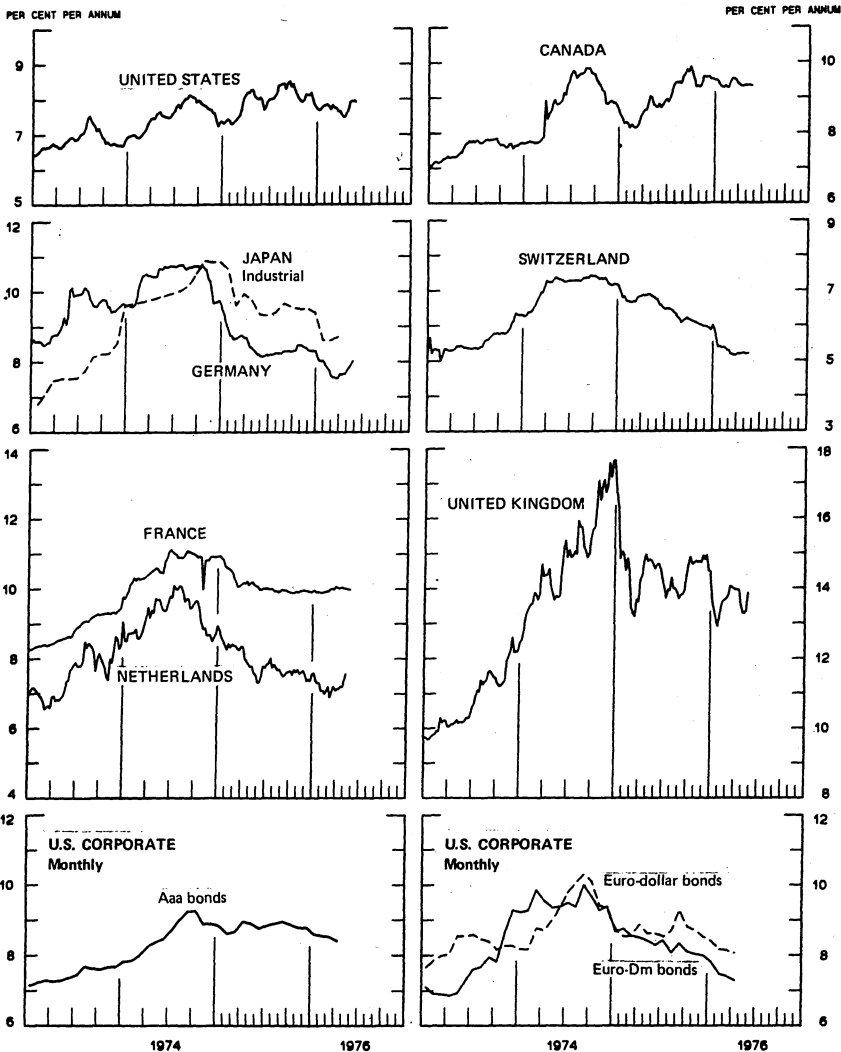
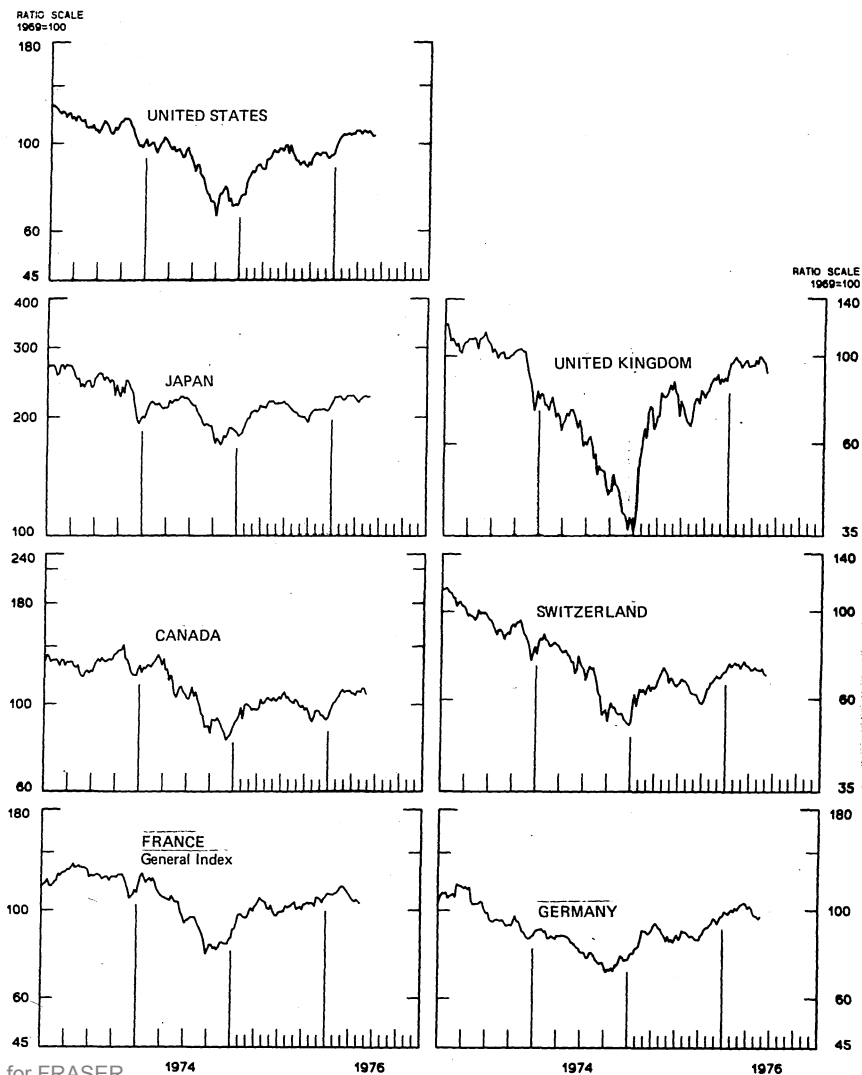


Chart 10
INDUSTRIAL STOCK INDEXES
 WEEKLY SERIES



LAST VALUE PLOTTED
DATE VALUE

SERIES NAME

CHART 1. SPOT EXCHANGE RATES

U.S. DOLLAR, WEIGHTED AVERAGE	JUNE 9	91.25
JAPANESE YEN	JUNE 9	119.90
GERMAN MARK	JUNE 9	142.07
DUTCH GUILDER	JUNE 9	132.28
U.K. POUND	JUNE 9	72.67
CANADIAN DOLLAR	JUNE 9	110.53
FRENCH FRANC	JUNE 9	117.34
SWISS FRANC	JUNE 9	177.40
BELGIAN FRANC	JUNE 9	126.07
ITALIAN LIRA	JUNE 9	73.50

CHART 2. 3-MONTH FORWARD EXCHANGE RATES

CANADIAN DOLLAR	JUNE 9	-3.28
U.K. POUND	JUNE 9	-5.67
GERMAN MARK	JUNE 9	2.47
FRENCH FRANC	JUNE 9	-4.51
SWISS FRANC	JUNE 9	4.73
DUTCH GUILDER	JUNE 9	0.27
JAPANESE YEN	JUNE 9	-0.52

CHART 3. GOLD PRICE IN LONDON

U.S. DOLLAR PER FINE OUNCE	JUNE 9	127.06
----------------------------	--------	--------

CHART 4. CALL MONEY RATES

U.S. FEDERAL FUNDS	JUNE 9	5.44
OVERNIGHT EURO-DOLLAR DEPOSITS	JUNE 9	5.53
U.K. 2-DAY LOCAL AUTHORITY DEPOSITS	JUNE 4	9.75
CANADA	MAY 28	8.75
GERMANY	JUNE 4	3.90
EURO-DM	MAY 28	3.66
JAPAN	JUNE 4	6.75
FRANCE	JUNE 4	7.50
NETHERLANDS	MAY 14	4.19
EURO-SWISS FRANC	MAY 28	0.59

CHART 5. 3-MONTH INTEREST RATES

U.S. CD'S (60-89 DAYS)	JUNE 9	5.75
GERMAN INTERBANK LOAN	JUNE 9	3.87
JAPANESE COMPOSITE LOAN	MARCH	8.30
EURO-DOLLAR DEPOSIT	JUNE 9	6.35
CANADIAN FINANCE COMPANY PAPER	JUNE 9	9.67
INTERBANK STERLING	JUNE 9	11.25
SWISS DEPOSIT	JUNE 9	4.50

SERIES NAME	LAST VALUE PLOTTED DATE	VALUE
CHART 6. EURO-DOLLAR DEPOSIT RATES: LONDON		
OVERNIGHT	JUNE 9	5.53
7-DAY	JUNE 9	5.53
1-MONTH	JUNE 9	5.73
3-MONTH	JUNE 9	6.35
6-MONTH	JUNE 9	7.03
1-YEAR	JUNE 9	7.66
CHART 7. SELECTED EURO-DOLLAR AND U.S. MONEY MARKET RATES		
OVERNIGHT EURO-DOLLAR DEPOSITS	JUNE 9	5.53
U.S. FEDERAL FUNDS	JUNE 9	5.44
DIFFERENTIAL ADJ. FOR RESERVE REQUIREMENTS	JUNE 9	0.32
3-MONTH EURO-DOLLAR DEPOSIT RATE	JUNE 9	6.35
U.S. CD'S (60-89 DAYS)	JUNE 9	5.75
DIFFERENTIAL ADJ. FOR RESERVE REQUIREMENTS	JUNE 9	0.49
CHART 8. INTEREST ARBITRAGE, 3-MONTH FUNDS		
EURO-DOLLAR DEPOSIT	JUNE 9	6.35
INTERBANK STERLING (LONDON), COVERED	JUNE 9	5.58
DIFFERENTIAL	JUNE 9	0.77
U.S. COMMERCIAL PAPER	JUNE 9	5.88
CANADIAN FINANCE CO. PAPER, COVERED	JUNE 9	6.39
DIFFERENTIAL	JUNE 9	-0.51
EURO-DOLLAR DEPOSIT	JUNE 9	6.35
INTERBANK DM (FRANKFURT), COVERED	JUNE 9	6.35
DIFFERENTIAL	JUNE 9	0.00
EURO-DOLLAR DEPOSIT	JUNE 9	6.35
SWISS DEPOSIT (SF), COVERED	JUNE 9	9.23
DIFFERENTIAL	JUNE 9	-2.88

15

SERIES NAME

LAST VALUE PLOTTED
DATE VALUE

CHART 9. LONG TERM GOVERNMENT BOND YIELDS

UNITED STATES	JUNE 4	7.92
GERMANY	MAY 28	8.02
JAPAN (MONTHLY)	MARCH	8.71
SWITZERLAND	MAY 21	5.19
CANADA	MAY 28	9.32
FRANCE	MAY 28	9.98
NETHERLANDS	MAY 14	7.57
UNITED KINGDOM	MAY 28	13.87

U.S. CORPORATE

AAA BONDS	APRIL	8.40
EURO-DM BONDS	APRIL	7.28
EURO-DOLLAR BONDS	APRIL	8.06

CHART 10. INDUSTRIAL STOCK INDEXES

UNITED STATES	JUNE 4	104.76
JAPAN	MAY 28	226.26
CANADA	MAY 28	106.25
FRANCE	MAY 14	104.07
UNITED KINGDOM	MAY 28	90.62
SWITZERLAND	JUNE 4	68.91
GERMANY	MAY 28	96.45



FEDERAL RESERVE

statistical release

H-10

JUNE 14, 1976

FOREIGN EXCHANGE RATES

FOR THE WEEK ENDING JUNE 11, 1976

The Board of Governors of the Federal Reserve System is advised that the Federal Reserve Bank of New York has certified for customs purposes the following noon buying rate in New York City for cable transfers payable in foreign currencies:

COUNTRY	MONETARY UNIT	(RATE U.S. CENTS)				
		JUNE 7	JUNE 8	JUNE 9	JUNE 10	JUNE 11
AUSTRALIA	DOLLAR	122.0500	122.8000	122.8000	122.8000	122.7700
AUSTRIA	SCHILLING	5.41000	5.43000	5.44000	5.42000	5.41000
BELGIUM	FRANC	2.52030	2.52230	2.53550	2.52700	2.52500
CANADA	DOLLAR	102.2300	102.1200	102.2200	102.2000	102.3100
DENMARK	KRONE	16.2700	16.3100	16.3800	16.3800	16.3600
FINLAND	MARKKA	25.4800	25.6300	25.6700	25.6500	25.6300
FRANCE	FRANC	21.1300	21.1200	21.1300	21.1200	21.1400
GERMANY	D. MARK	38.8400	38.8900	38.9500	38.7600	38.8200
INDIA	RUPEE	10.7500	10.7500	10.7500	10.7500	11.1000
IRELAND	POUND	175.6000	176.9600	176.9000	177.0500	177.0300
ITALY	LIRA	0.11800	0.11750	0.11690	0.11700	0.11710
JAPAN	YEN	0.33300	0.33320	0.33340	0.33340	0.33330
MALAYSIA	DOLLAR	39.0000	39.0700	39.1000	39.1000	39.1000
MEXICO	PESO	8.0000	8.0000	8.0000	8.0000	8.0000
NETHERLANDS	GUILDER	36.5500	36.6400	36.6600	36.5000	36.5300
NEW ZEALAND	DOLLAR	96.4900	98.3000	98.2500	98.3000	98.2800
NORWAY	KRONE	18.0400	18.0700	18.1400	18.0800	18.0800
PORTUGAL	ESCUDO	3.2300	3.2300	3.2300	3.2300	3.2300
SOUTH AFRICA	RAND	114.8500	114.8500	114.8500	114.8500	114.8500
SPAIN	PESATA	1.4710	1.4730	1.4730	1.4730	1.4725
SRI LANKA	RUPEE	11.6500	11.6500	11.6500	11.6500	11.5000
SWEDEN	KRONA	22.5000	22.5100	22.5300	22.4900	22.5200
SWITZERLAND	FRANC	40.6500	39.9700	39.9400	40.1900	40.2300
UNITED KINGDOM	POUND	175.6000	176.9600	176.9000	177.0500	177.0300

16