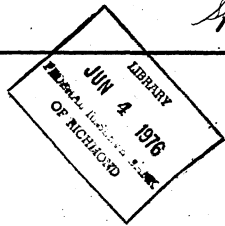


(#13)

Annex



Selected Interest & Exchange Rates

Weekly Series of Charts

There will be no issue of these charts on June 7, 1976

JUNE 1, 1976

**Prepared by the
FINANCIAL MARKETS
SECTION**

**DIVISION OF
INTERNATIONAL FINANCE**

**BOARD OF GOVERNORS
FEDERAL RESERVE SYSTEM
Washington, D.C. 20551**

Table of Contents

TABLES

1. LATEST FIGURES PLOTTED
2. DAILY CERTIFIED SPOT EXCHANGE RATES--H.10 RELEASE

CHARTS

1. SPOT EXCHANGE RATE INDEXES
2. 3-MONTH FORWARD EXCHANGE RATES
3. GOLD PRICE--LONDON
4. CALL MONEY RATES
5. 3-MONTH INTEREST RATES
6. EURO-DOLLAR DEPOSIT RATES
7. SELECTED EURO-DOLLAR AND U.S. MONEY MARKET RATES
8. INTEREST ARBITRAGE: 3-MONTH FUNDS
9. LONG-TERM GOVERNMENT BOND YIELDS
10. INDUSTRIAL STOCK INDEXES

SUBSCRIPTION RATES:

Weekly \$15.00 per year or \$40 each in the United States, its possessions, Canada, and Mexico; 10 or more of the same issue to one address, \$13.50 per year or \$.35 each. Elsewhere, \$20.00 per year or \$.50 each. Address requests to Publications Services, Division of Administrative Services, and make payment remittance payable to the order of the Board of Governors of the Federal Reserve System in a form collectible at par in U.S. Currency.

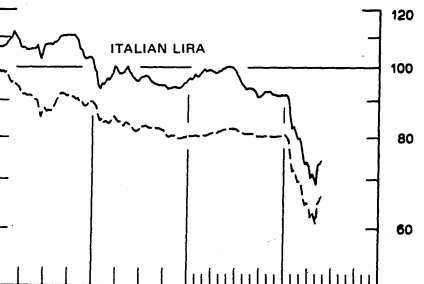
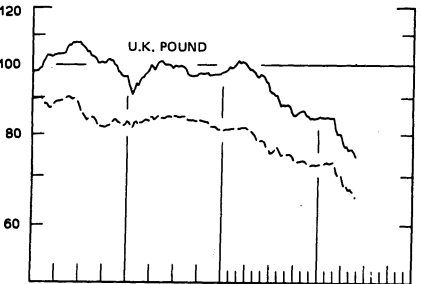

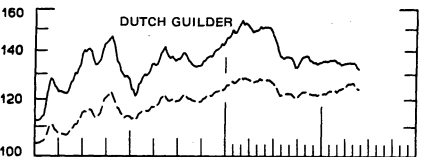
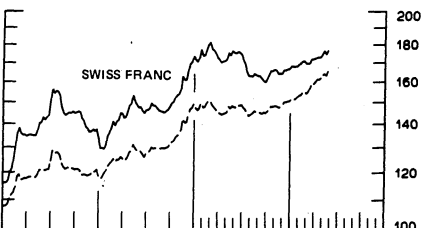
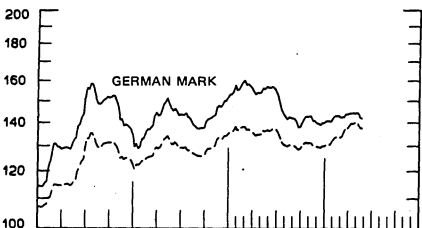

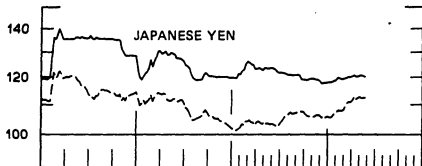
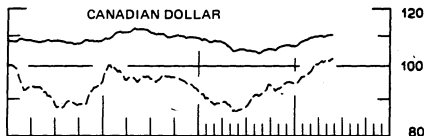
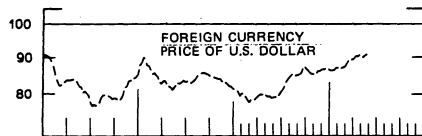
SPOT EXCHANGE RATES

DOLLAR PRICES OF FOREIGN CURRENCIES AND WEIGHTED AVERAGE VALUES (DASHED LINE)

AVERAGES FOR WEEK ENDING WEDNESDAY

RATIO SCALE
MAY 1970 PARITY=100

RATIO SCALE
MAY 1970 PARITY=100



1974

1976

1974

1976

Chart 2
3-MONTH FORWARD EXCHANGE RATES
 PREMIUMS (+), OR DISCOUNT (-)
 AVERAGES FOR WEEK ENDING WEDNESDAY

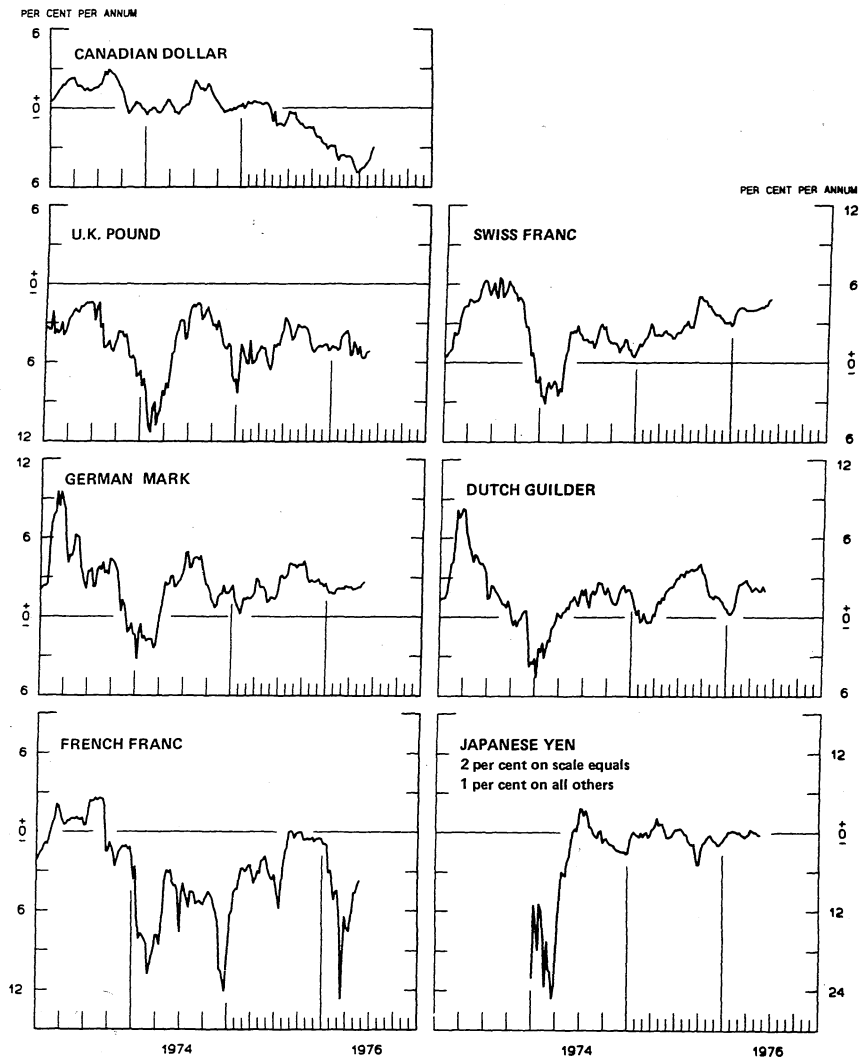


Chart 3
PRICE OF GOLD IN LONDON
AVERAGES FOR WEEK ENDING WEDNESDAY

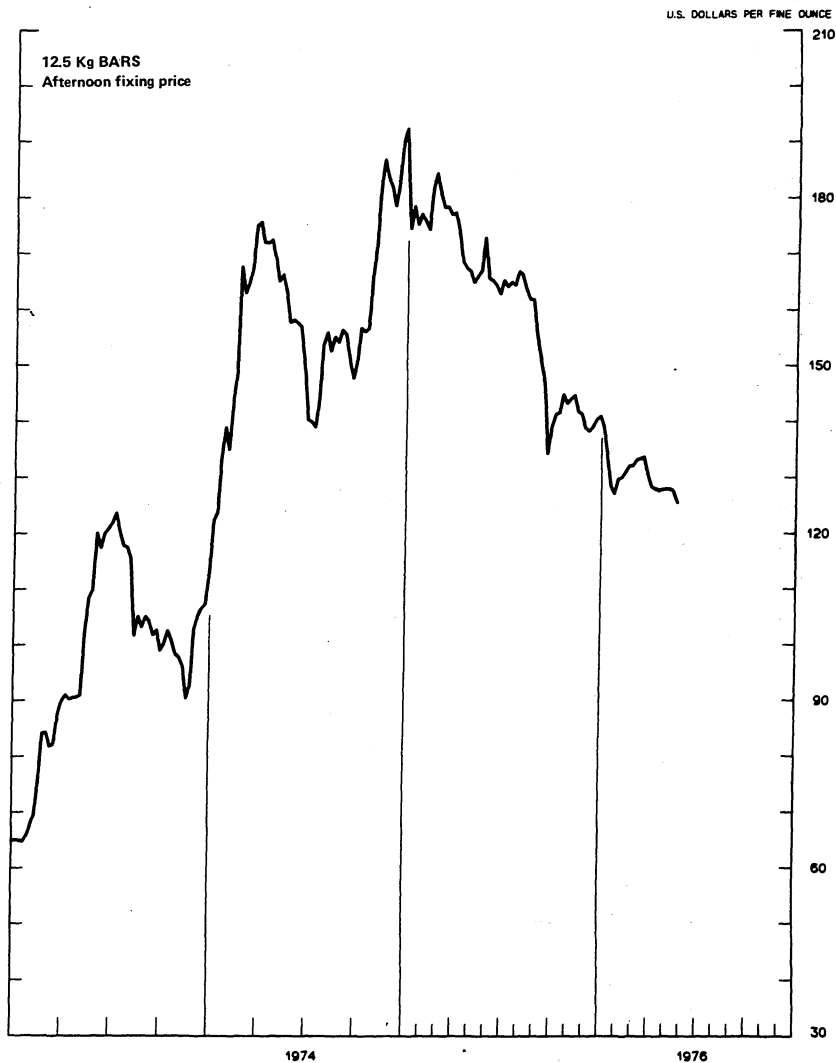


Chart 4
CALL MONEY RATES
WEEKLY SERIES

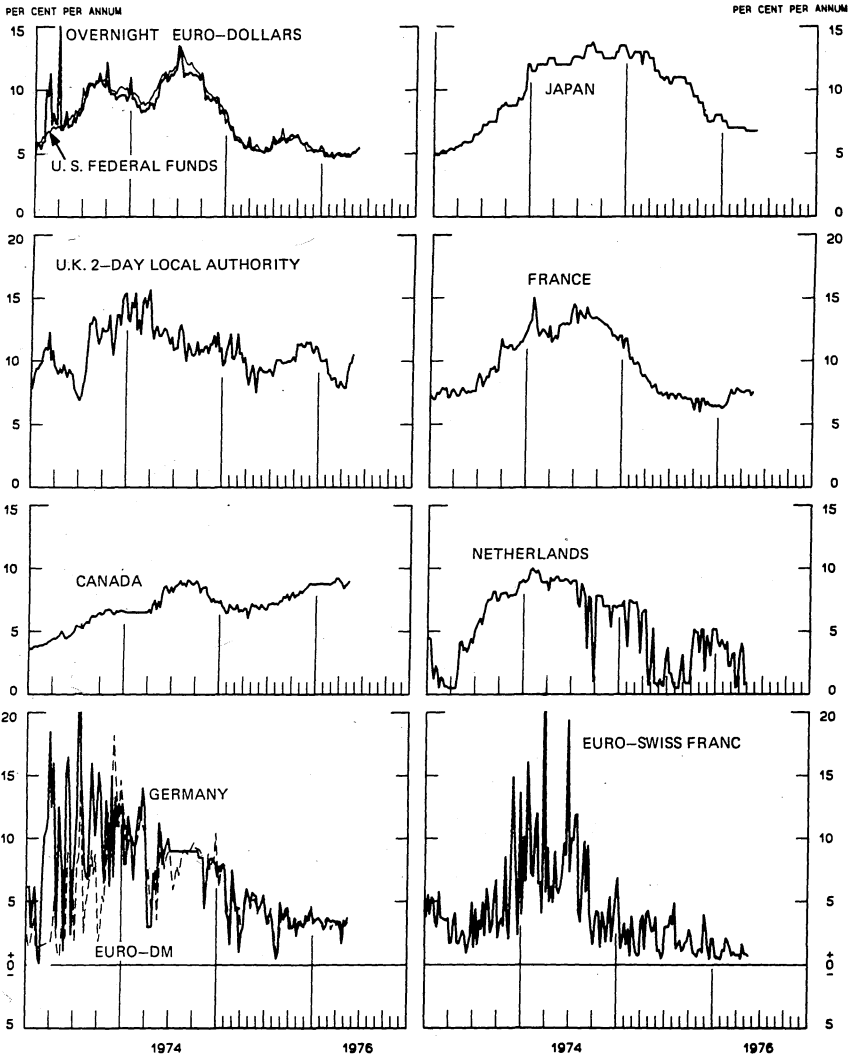


Chart 5
3-MONTH INTEREST RATES
WEEKLY SERIES

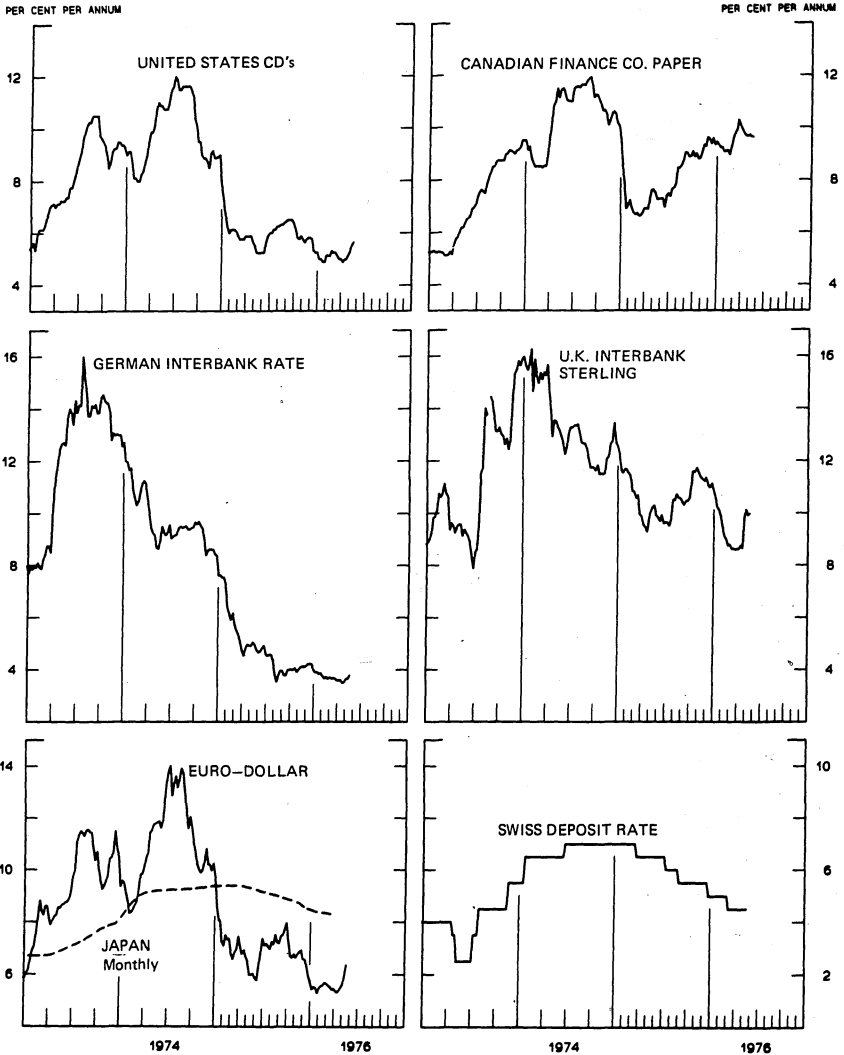


Chart 6
EURO-DOLLAR DEPOSIT RATES London
AVERAGES FOR WEEK ENDING WEDNESDAY

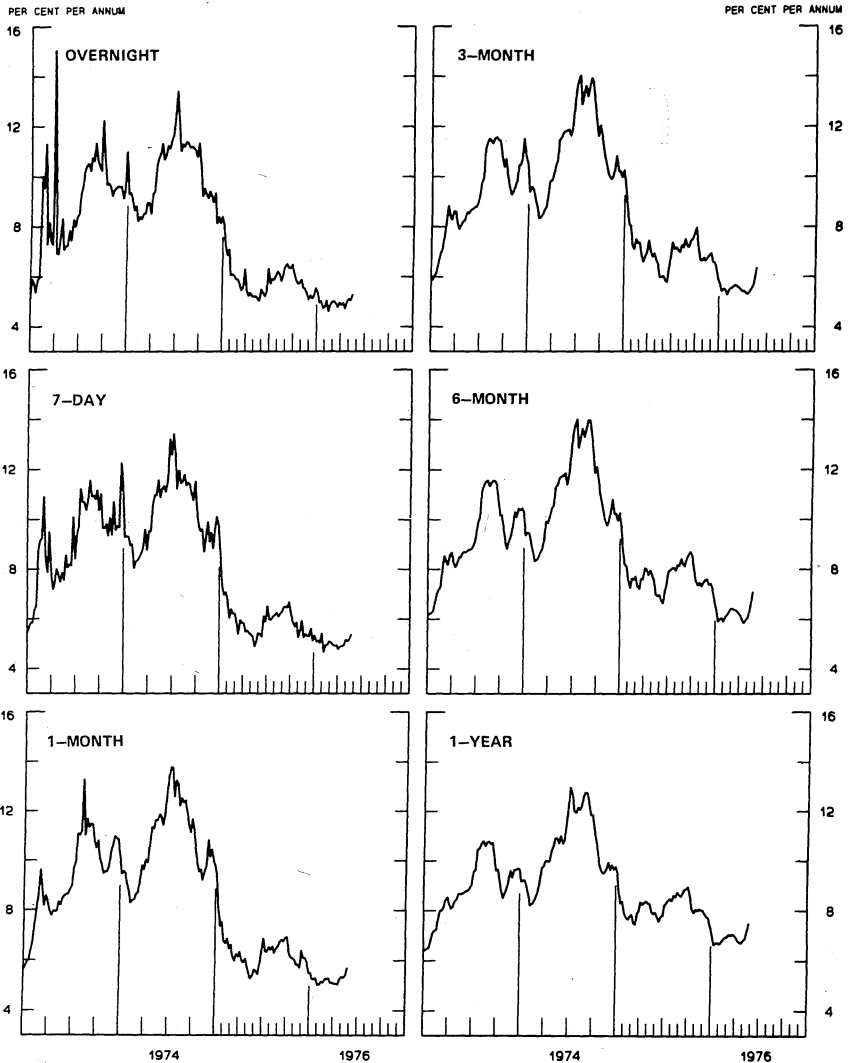


Chart 7
SELECTED EURO-DOLLAR AND U.S. MONEY MARKET RATES
 AVERAGES FOR WEEK ENDING WEDNESDAY

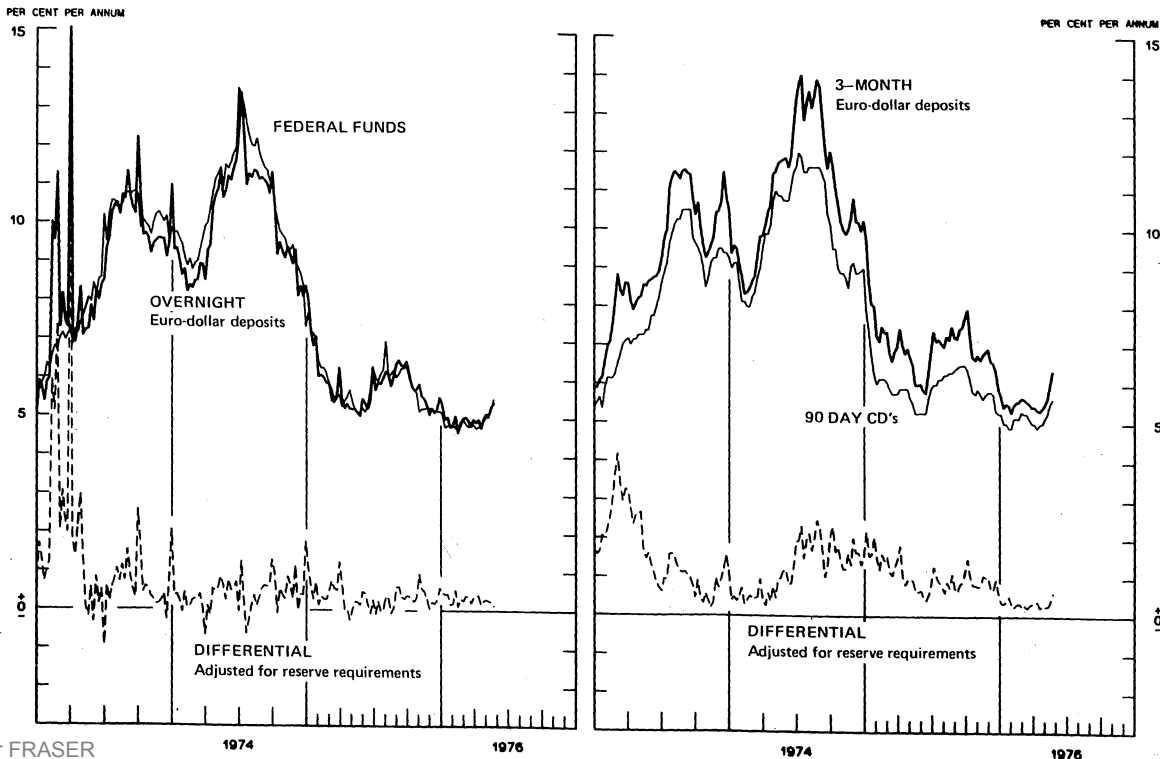


Chart 8

INTEREST ARBITRAGE: 3-MONTH FUNDS

AVERAGES FOR WEEK ENDING WEDNESDAY

DIFFERENTIAL: PLUS(+), INDICATES FAVOR DOLLAR ASSETS

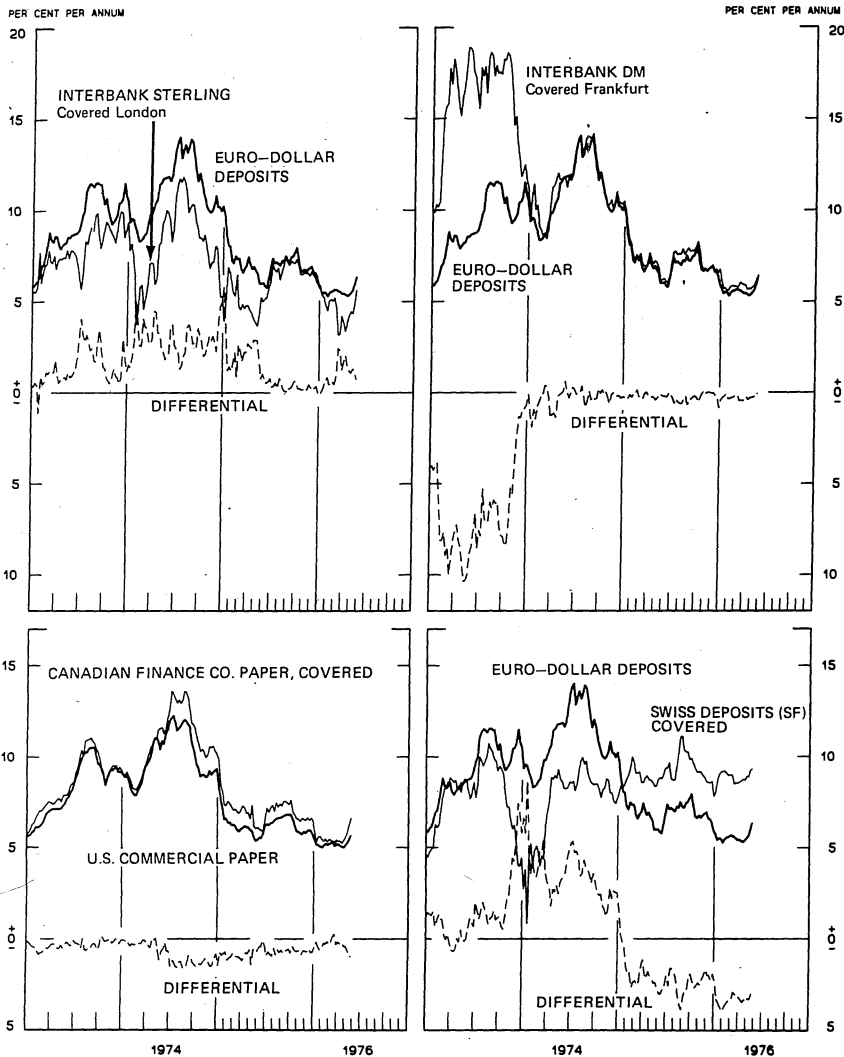


Chart 9
LONG-TERM GOVERNMENT BOND YIELDS
 WEEKLY SERIES

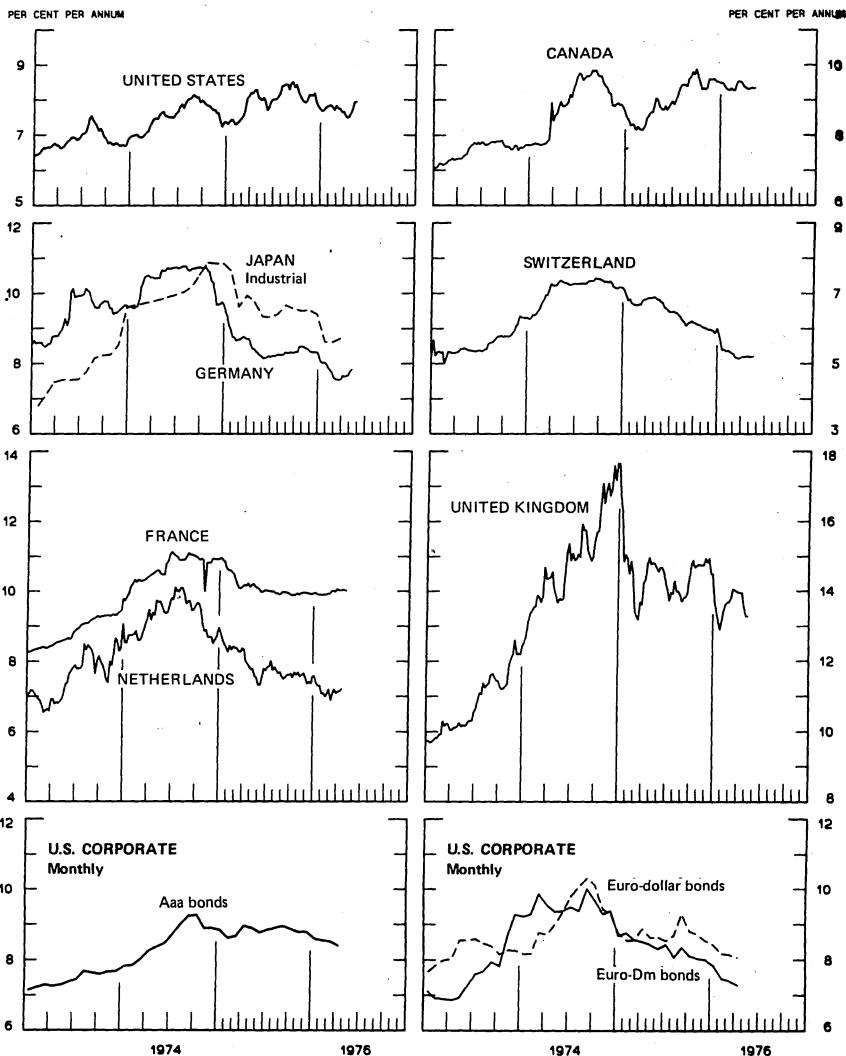
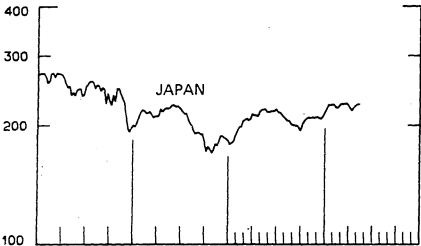
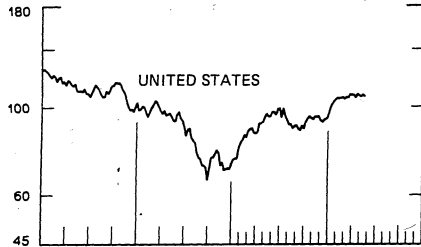
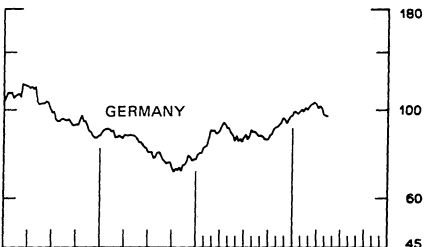
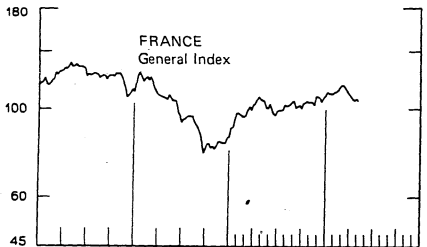
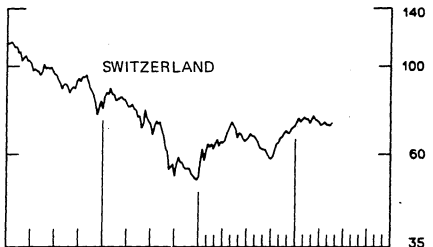
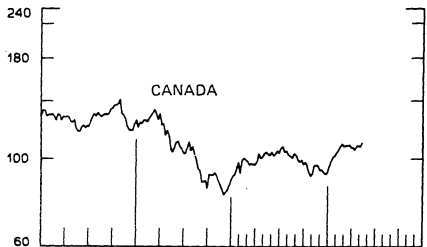
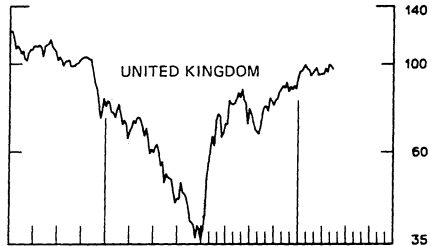


Chart 10
INDUSTRIAL STOCK INDEXES
 WEEKLY SERIES

RATIO SCALE
 1969=100



RATIO SCALE
 1969=100



1974

1976

1974

1976

SERIES NAME

LAST VALUE PLOTTED
DATE VALUE

CHART 1. SPOT EXCHANGE RATES

U.S. DOLLAR, WEIGHTED AVERAGE	MAY 26	90.68
JAPANESE YEN	MAY 26	120.17
GERMAN MARK	MAY 26	141.86
DUTCH GUILDER	MAY 26	132.19
U.K. POUND	MAY 26	74.47
CANADIAN DOLLAR	MAY 26	110.29
FRENCH FRANC	MAY 26	117.60
SWISS FRANC	MAY 26	176.46
BELGIAN FRANC	MAY 26	126.74
ITALIAN LIRA	MAY 26	74.32

CHART 2. 3-MONTH FORWARD EXCHANGE RATES

CANADIAN DOLLAR	MAY 26	-2.98
U.K. POUND	MAY 26	-5.20
GERMAN MARK	MAY 26	2.65
FRENCH FRANC	MAY 26	-3.70
SWISS FRANC	MAY 26	4.85
DUTCH GUILDER	MAY 26	1.99
JAPANESE YEN	MAY 26	-0.42

CHART 3. GOLD PRICE IN LONDON

U.S. DOLLAR PER FINE OUNCE	MAY 26	125.38
----------------------------	--------	--------

CHART 4. CALL MONEY RATES

U.S. FEDERAL FUNDS	MAY 26	5.50
OVERNIGHT EURO-DOLLAR DEPOSITS	MAY 26	5.40
U.K. 2-DAY LOCAL AUTHORITY DEPOSITS	MAY 14	10.50
CANADA	MAY 7	8.95
GERMANY	MAY 14	3.70
EURO-DM	MAY 14	3.30
JAPAN	MAY 14	6.75
FRANCE	MAY 14	7.50
NETHERLANDS	APRIL 23	0.78
EURO-SWISS FRANC	MAY 14	0.70

CHART 5. 3-MONTH INTEREST RATES

U.S. CD'S (60-89 DAYS)	MAY 26	5.63
GERMAN INTERBANK LOAN	MAY 26	3.78
JAPANESE COMPOSITE LOAN	MARCH	8.30
EURO-DOLLAR DEPOSIT	MAY 26	6.35
CANADIAN FINANCE COMPANY PAPER	MAY 26	9.63
INTERBANK STERLING	MAY 26	10.81
SWISS DEPOSIT	MAY 26	4.50

SERIES NAME

LAST VALUE PLOTTED
DATE VALUE

CHART 6. EURO-COLLAR DEPOSIT RATES: LONDON

OVERNIGHT	MAY 26	5.40
7-DAY	MAY 26	5.36
1-MONTH	MAY 26	5.68
3-MONTH	MAY 26	6.35
6-MONTH	MAY 26	7.09
1-YEAR	MAY 26	7.49

CHART 7. SELECTED EURO-DOLLAR AND U.S. MONEY MARKET RATES

OVERNIGHT EURO-DOLLAR DEPOSITS	MAY 26	5.40
U.S. FEDERAL FUNDS	MAY 26	5.50
DIFFERENTIAL ADJ. FOR RESERVE REQUIREMENTS	MAY 26	0.13
3-MONTH EURO-DOLLAR DEPOSIT RATE	MAY 26	6.35
U.S. CD'S (60-89 DAYS)	MAY 26	5.63
DIFFERENTIAL ADJ. FOR RESERVE REQUIREMENTS	MAY 26	0.62

CHART 8. INTEREST ARBITRAGE, 3-MONTH FUNDS

EURO-DOLLAR DEPOSIT	MAY 26	6.35
INTERBANK STERLING (LONDON), COVERED	MAY 26	5.61
DIFFERENTIAL	MAY 26	0.74
U.S. COMMERCIAL PAPER	MAY 26	5.68
CANADIAN FINANCE CO. PAPER, COVERED	MAY 26	6.65
DIFFERENTIAL	MAY 26	-0.97
EURO-DOLLAR DEPOSIT	MAY 26	6.35
INTERBANK DM (FRANKFURT), COVERED	MAY 26	6.43
DIFFERENTIAL	MAY 26	-0.08
EURO-DOLLAR DEPOSIT	MAY 26	6.35
SWISS DEPOSIT (SF), COVERED	MAY 26	9.35
DIFFERENTIAL	MAY 26	-3.00

151

SERIES NAME

LAST VALUE PLOTTED
DATE VALUE

CHART 9. LONG TERM GOVERNMENT BOND YIELDS

UNITED STATES	MAY 21	7.95
GERMANY	MAY 14	7.83
JAPAN (MONTHLY)	MARCH	8.71
SWITZERLAND	MAY 21	5.19
CANADA	MAY 14	5.34
FRANCE	MAY 7	10.01
NETHERLANDS	APRIL 23	7.21
UNITED KINGDOM	MAY 14	13.27

U.S. CORPORATE

AAA BONDS	APRIL	8.40
EURO-DM BONDS	APRIL	7.28
EURO-DOLLAR BONDS	APRIL	8.06

CHART 10. INDUSTRIAL STOCK INDEXES

UNITED STATES	MAY 21	106.39
JAPAN	MAY 14	226.15
CANADA	MAY 14	109.52
FRANCE	MAY 7	105.06
UNITED KINGDOM	MAY 14	97.00
SWITZERLAND	MAY 21	71.76
GERMANY	MAY 14	96.45



FEDERAL RESERVE

statistical release

H.10

MAY 28, 1976

FOREIGN EXCHANGE RATES

FOR THE WEEK ENDING MAY 28, 1976

The Board of Governors of the Federal Reserve System is advised that the Federal Reserve Bank of New York has certified for customs purposes the following noon buying rate in New York City for cable transfers payable in foreign currencies:

COUNTRY	MONETARY UNIT	(RATE U.S. CENTS)				
		MAY 24	MAY 25	MAY 26	MAY 27	MAY 28
AUSTRALIA	DOLLAR	122.7800	123.0600	122.9000	122.7000	122.7000
AUSTRIA	SCHILLING	5.41000	5.42000	5.40000	5.41000	5.40000
BELGIUM	FRANC	2.53700	2.53300	2.52800	2.53100	2.51380
CANADA	DOLLAR	102.0600	102.0700	101.9100	102.0800	102.0400
DENMARK	KRONE	16.4700	16.4300	16.3300	16.4000	16.3200
FINLAND	MARKKA	25.6800	25.7100	25.6600	25.6600	25.6600
FRANCE	FRANC	21.1900	21.1600	21.1700	21.1900	21.1600
GERMANY	D. MARK	38.8500	38.7200	38.6500	38.6800	38.5700
INDIA	RUPEE	11.0500	11.0500	11.0500	11.0500	10.7500
IRELAND	POUND	179.4000	178.5800	177.1000	177.0500	175.9500
ITALY	LIRA	0.11910	0.11920	0.11830	0.11860	0.11830
JAPAN	YEN	0.33380	0.33380	0.33360	0.33370	0.33330
MALAYSIA	DOLLAR	38.9600	38.9000	38.9000	38.9000	39.0000
MEXICO	PESO	8.0000	8.0000	8.0000	8.0000	8.0000
NETHERLANDS	GUILDER	36.5300	36.4900	36.4300	36.4700	36.3400
NEW ZEALAND	DOLLAR	98.5300	99.1000	98.6500	98.2700	98.2500
NORWAY	KRONE	18.0600	18.0500	18.0000	18.0400	18.0300
PORTUGAL	ESCUDO	3.2800	3.2900	3.2800	3.2700	3.2700
SOUTH AFRICA	RAND	114.8500	114.8500	114.8500	114.8500	114.8500
SPAIN	PESATA	1.4750	1.4755	1.4735	1.4735	1.4740
SRI LANKA	RUPEE	11.9500	11.9500	11.9500	11.9500	11.5000
SWEDEN	KRONA	22.5500	22.4800	22.4800	22.5200	22.5000
SWITZERLAND	FRANC	40.4500	40.4200	40.5300	40.5600	40.6400
UNITED KINGDOM	POUND	179.4000	178.5800	177.1000	177.0500	175.9500