

# Selected Interest & Exchange Rates

## Weekly Series of Charts

**MAY 10, 1976**

**Prepared by the  
FINANCIAL MARKETS  
SECTION**

**DIVISION OF  
INTERNATIONAL FINANCE**

**BOARD OF GOVERNORS  
FEDERAL RESERVE SYSTEM  
Washington, D.C. 20551**

---

# Table of Contents

## TABLES

1. LATEST FIGURES PLOTTED
2. DAILY CERTIFIED SPOT EXCHANGE RATES--H.10 RELEASE

## CHARTS

1. SPOT EXCHANGE RATE INDEXES
2. 3-MONTH FORWARD EXCHANGE RATES
3. GOLD PRICE--LONDON
4. CALL MONEY RATES
5. 3-MONTH INTEREST RATES
6. EURO-DOLLAR DEPOSIT RATES
7. SELECTED EURO-DOLLAR AND U.S. MONEY MARKET RATES
8. INTEREST ARBITRAGE: 3-MONTH FUNDS
9. LONG-TERM GOVERNMENT BOND YIELDS
10. INDUSTRIAL STOCK INDEXES

## SUBSCRIPTION RATES:

Weekly \$15.00 per year or \$.40 each in the United States, its possessions, Canada, and Mexico; 10 or more of the same issue to one address, \$13.50 per year or \$.35 each. Elsewhere, \$20.00 per year or \$.50 each. Address requests to Publications Services, Division of Administrative Services, and make payment remittance payable to the order of the Board of Governors of the Federal Reserve System in a form collectible at par in U.S. Currency.

# Chart 1 SPOT EXCHANGE RATES

## DOLLAR PRICES OF FOREIGN CURRENCIES AND WEIGHTED AVERAGE VALUES (DASHED LINE) AVERAGES FOR WEEK ENDING WEDNESDAY

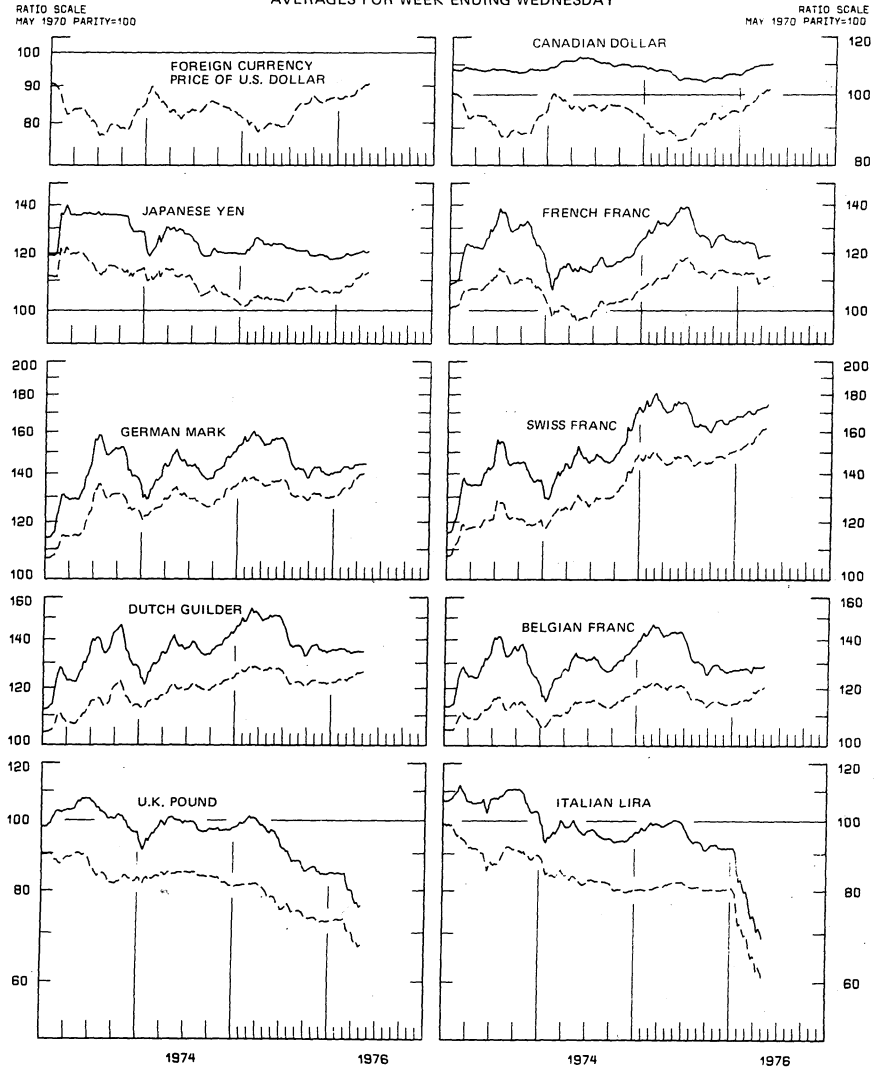


Chart 2  
**3-MONTH FORWARD EXCHANGE RATES**  
 PREMIUMS (+), OR DISCOUNT (-)  
 AVERAGES FOR WEEK ENDING WEDNESDAY

PER CENT PER ANNUM

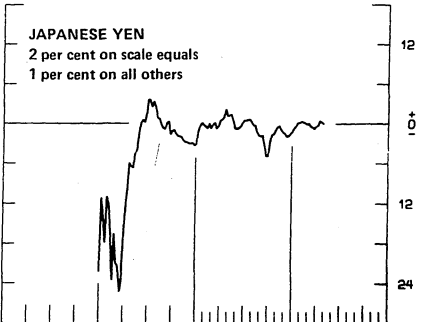
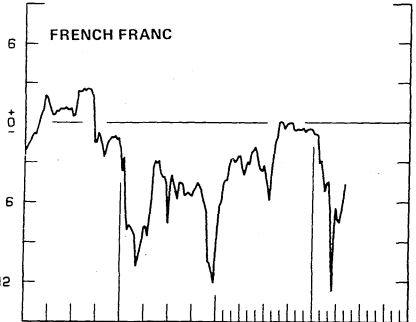
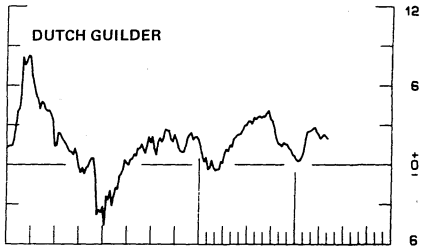
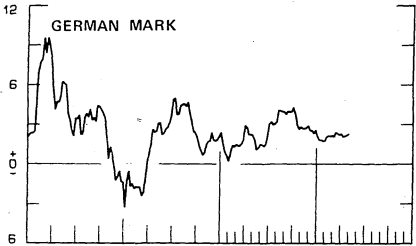
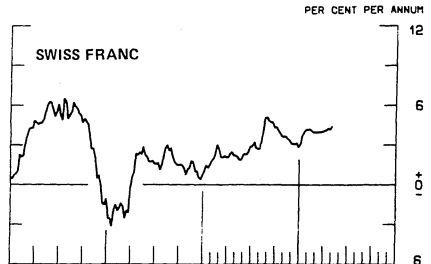
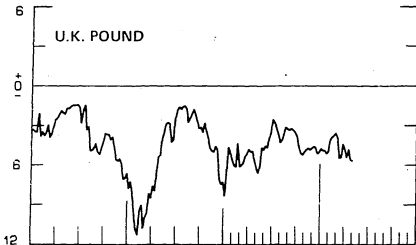
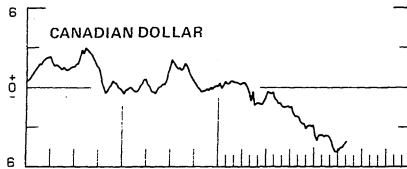


Chart 3  
**PRICE OF GOLD IN LONDON**  
AVERAGES FOR WEEK ENDING WEDNESDAY

5

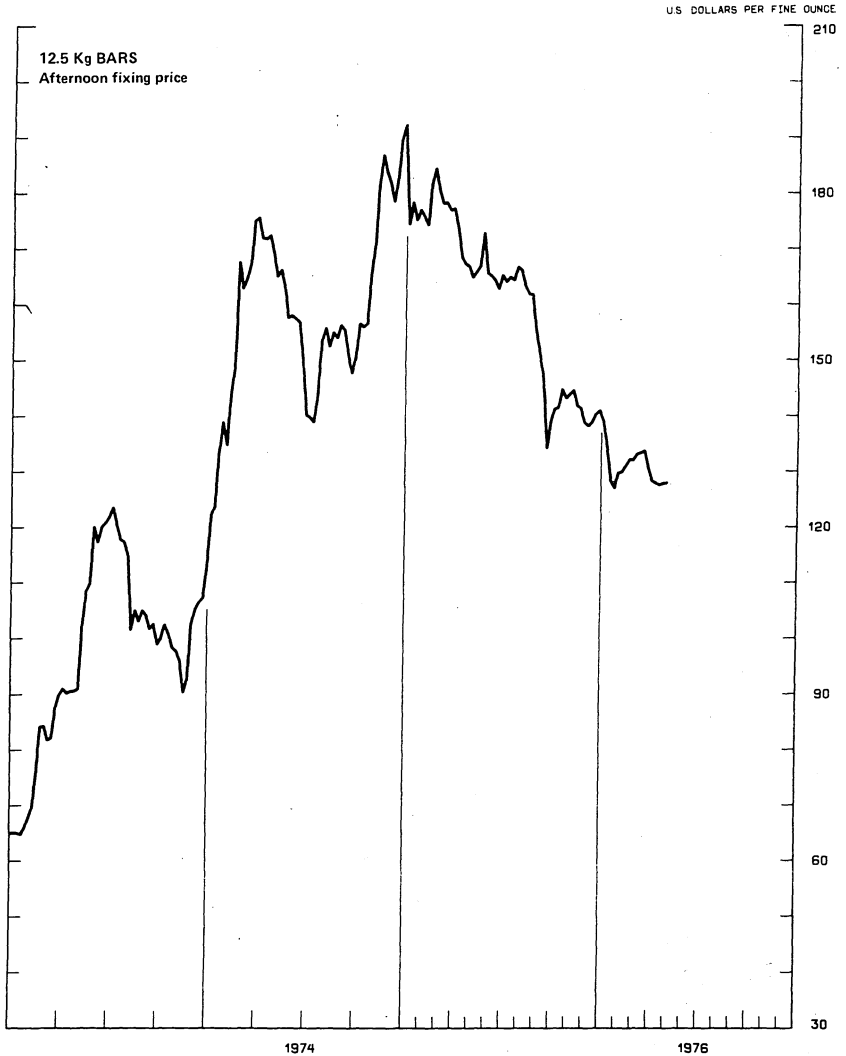


Chart 4  
**CALL MONEY RATES**  
 WEEKLY SERIES

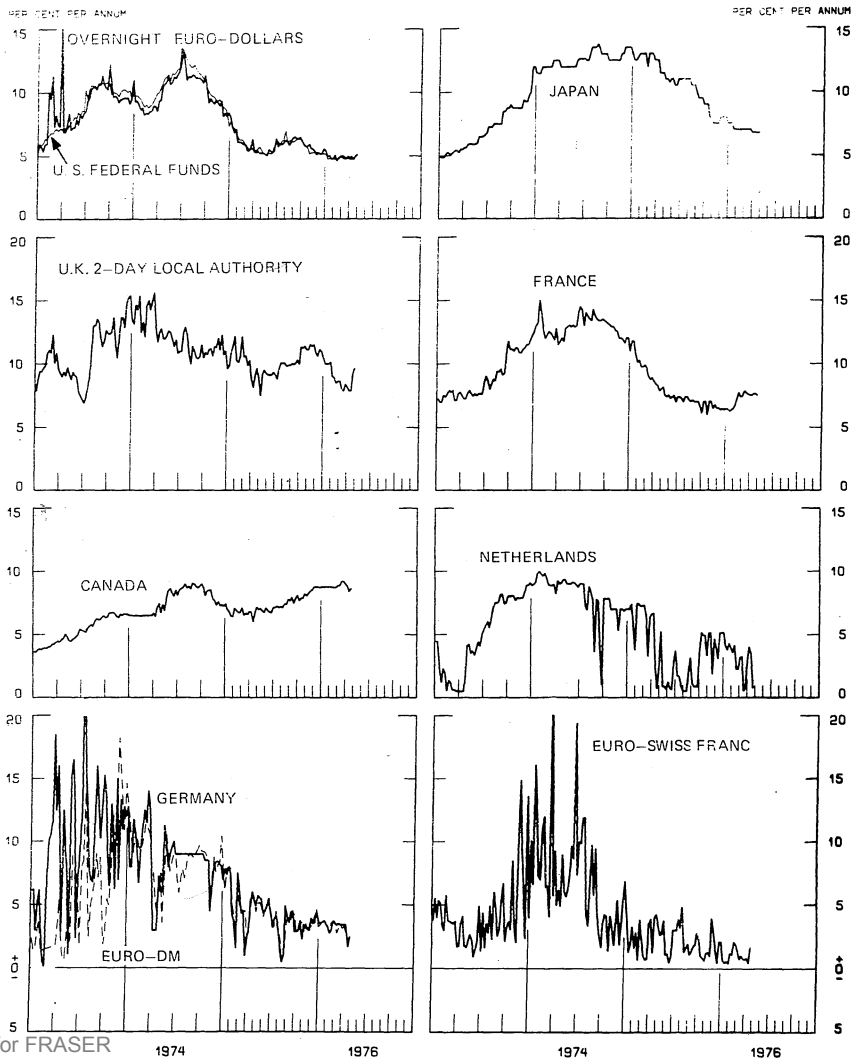


Chart 5  
**3-MONTH INTEREST RATES**  
 WEEKLY SERIES

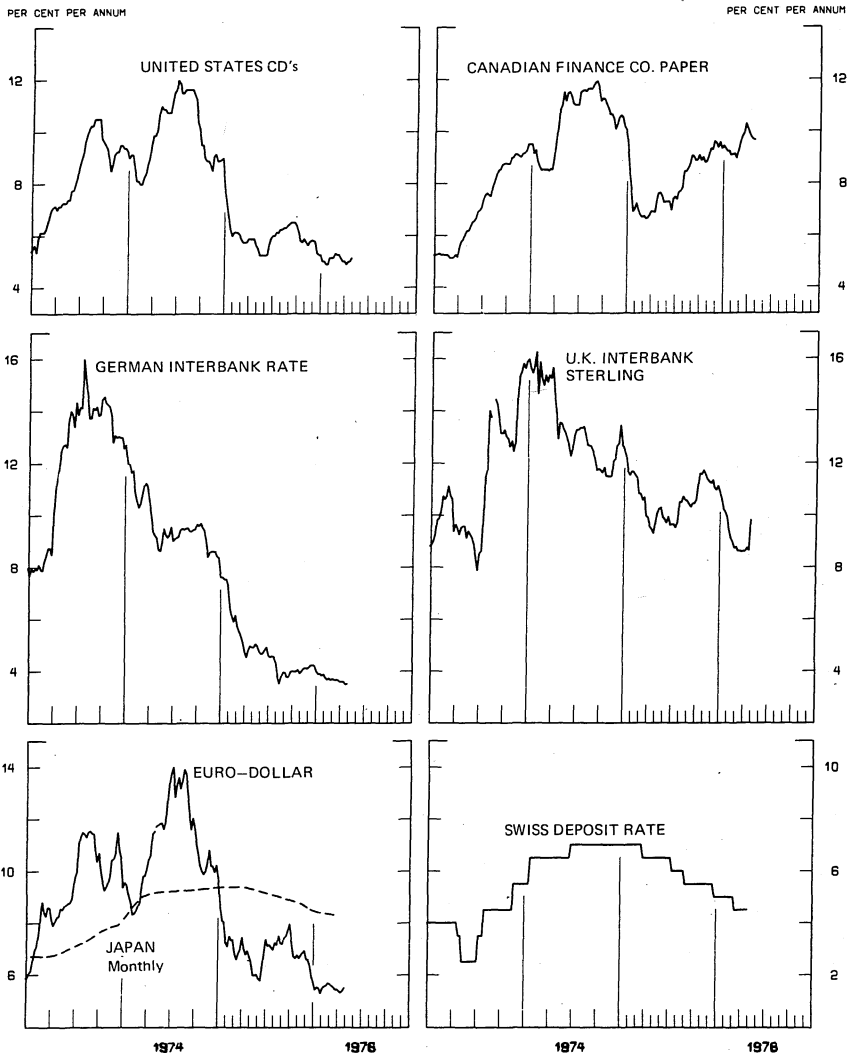


Chart 6  
**EURO-DOLLAR DEPOSIT RATES London**  
AVERAGES FOR WEEK ENDING WEDNESDAY

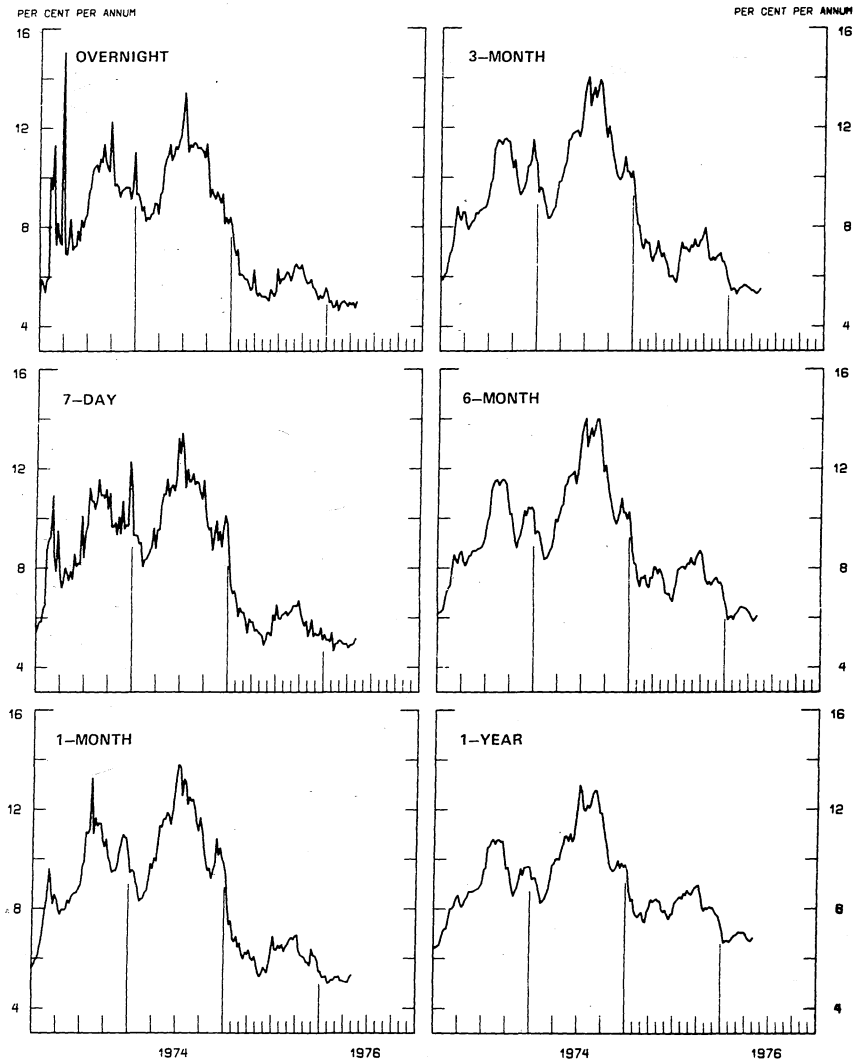




Chart 7  
**SELECTED EURO-DOLLAR AND U.S. MONEY MARKET RATES**  
 AVERAGES FOR WEEK ENDING WEDNESDAY

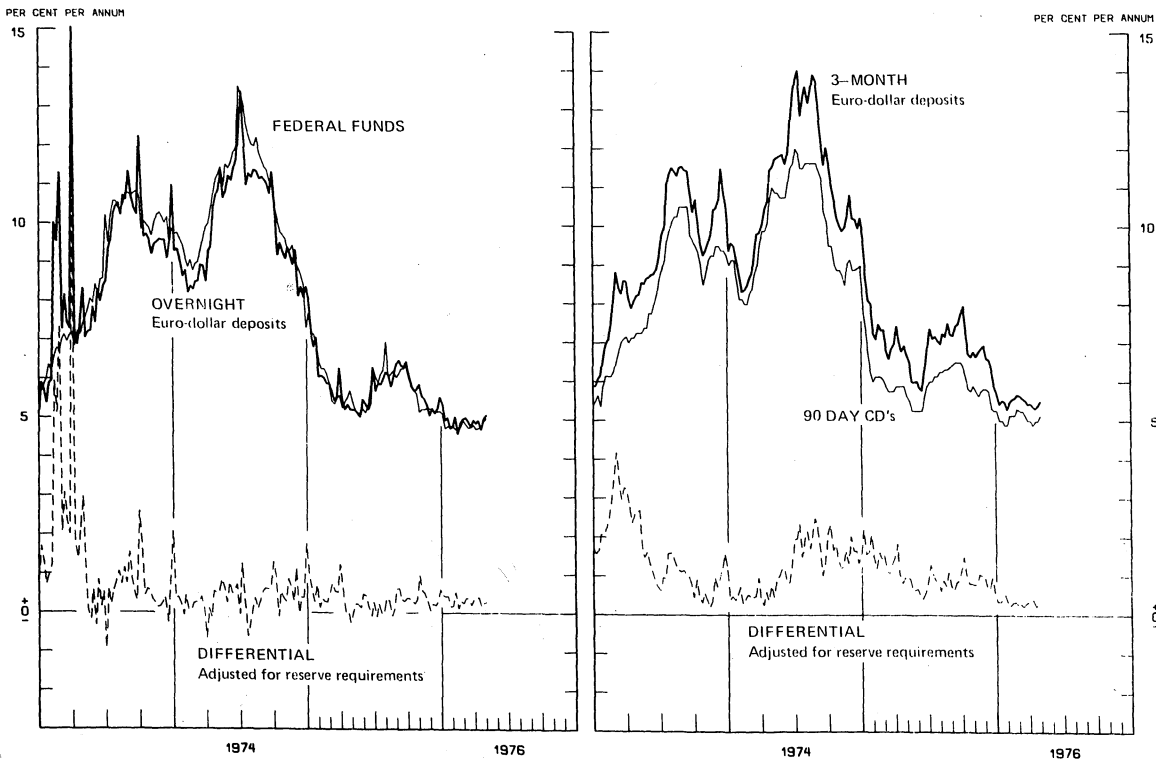


Chart 8

# INTEREST ARBITRAGE: 3-MONTH FUNDS

AVERAGES FOR WEEK ENDING WEDNESDAY

DIFFERENTIAL: PLUS(+), INDICATES FAVOR DOLLAR ASSETS

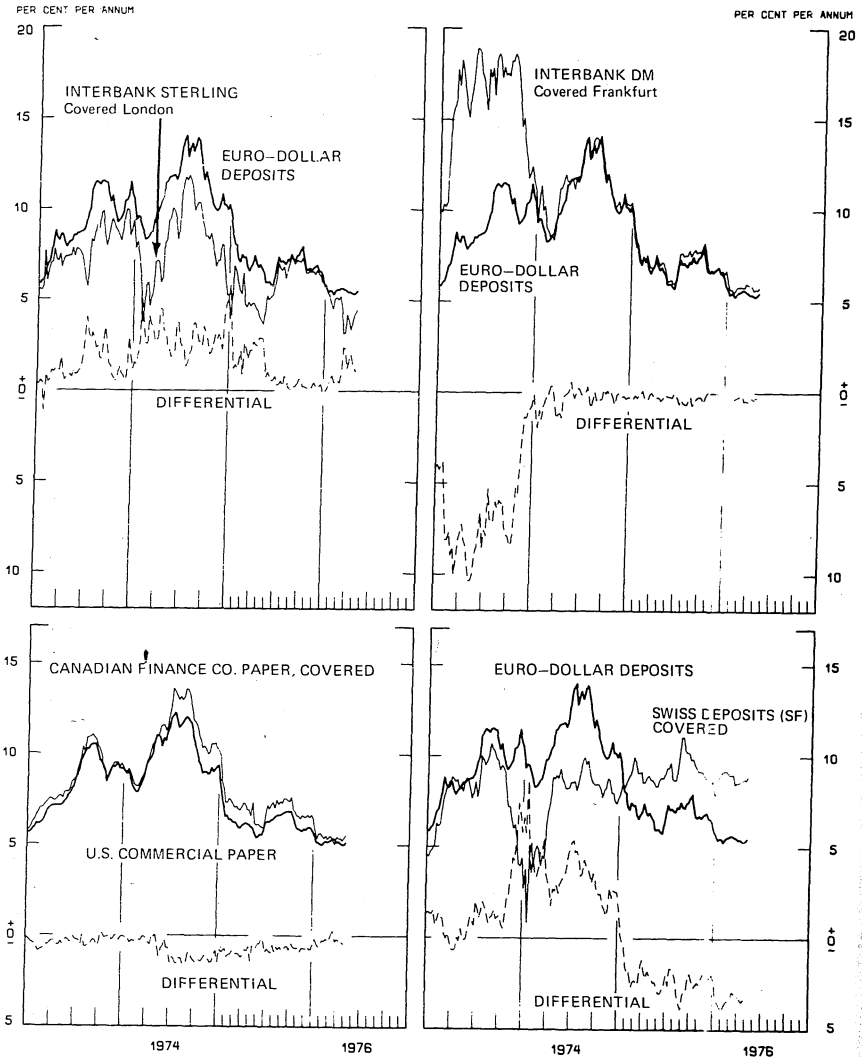


Chart 9  
**LONG-TERM GOVERNMENT BOND YIELDS**  
 WEEKLY SERIES

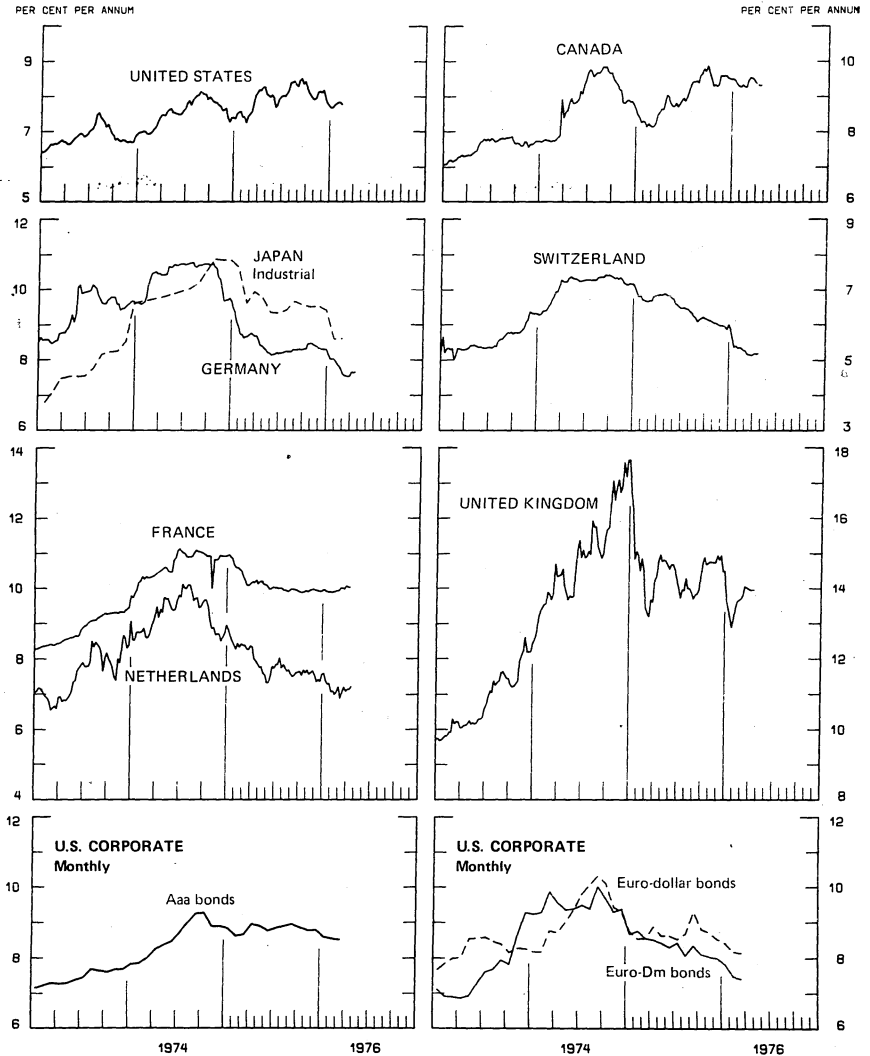
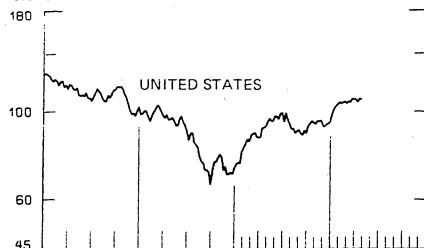
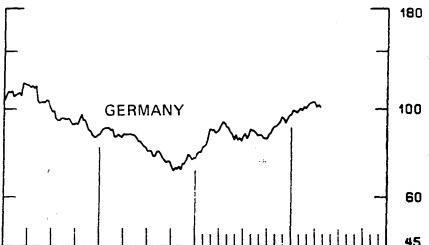
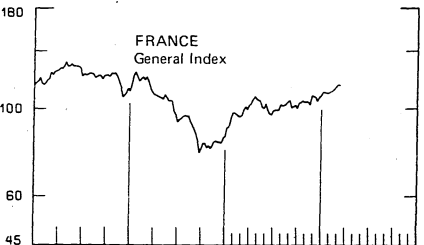
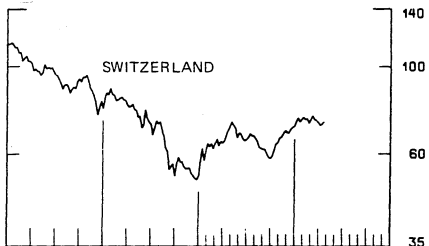
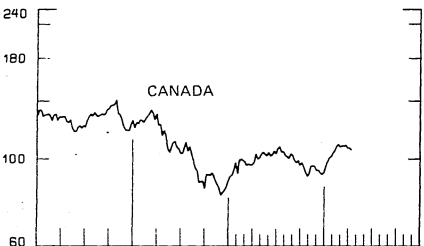
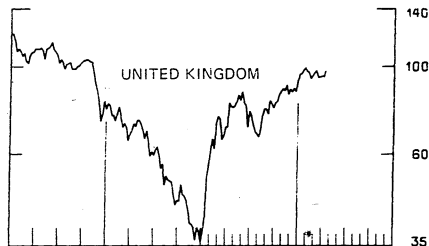
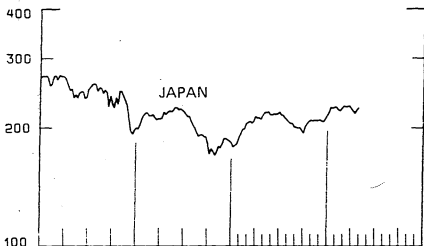


Chart 10  
**INDUSTRIAL STOCK INDEXES**  
 WEEKLY SERIES

RATIO SCALE  
 1969=100



RATIO SCALE  
 1969=100



1974

1976

1974

1976

SERIES NAME

LAST VALUE PLOTTED  
DATE VALUE

CHART 1. SPOT EXCHANGE RATES

U.S. DOLLAR, WEIGHTED AVERAGE	MAY 5	90.57
JAPANESE YEN	MAY 5	120.55
GERMAN MARK	MAY 5	144.40
DUTCH GUILDER	MAY 5	134.79
U.K. POUND	MAY 5	76.33
CANADIAN DOLLAR	MAY 5	110.22
FRENCH FRANC	MAY 5	119.02
SWISS FRANC	MAY 5	174.61
BELGIAN FRANC	MAY 5	128.86
ITALIAN LIRA	MAY 5	68.91

CHART 2. 3-MONTH FORWARD EXCHANGE RATES

CANADIAN DOLLAR	MAY 5	-4.09
U.K. POUND	MAY 5	-5.68
GERMAN MARK	MAY 5	2.27
FRENCH FRANC	MAY 5	-4.64
SWISS FRANC	MAY 5	4.40
DUTCH GUILDER	MAY 5	1.99
JAPANESE YEN	MAY 5	0.01

CHART 3. GOLD PRICE IN LONDON

U.S. DOLLAR PER FINE OUNCE	MAY 5	127.93
----------------------------	-------	--------

CHART 4. CALL MONEY RATES

U.S. FEDERAL FUNDS	MAY 5	5.03
OVERNIGHT EURO-DOLLAR DEPOSITS	MAY 5	5.11
U.K. 2-DAY LOCAL AUTHORITY DEPOSITS	APRIL 30	9.63
CANADA	APRIL 23	8.63
GERMANY	APRIL 30	2.50
EURO-DM	APRIL 23	1.51
JAPAN	APRIL 30	6.75
FRANCE	APRIL 30	7.50
NETHERLANDS	APRIL 23	0.78
EURO-SWISS FRANC	APRIL 23	1.65

CHART 5. 3-MONTH INTEREST RATES

U.S. CD'S (60-89 DAYS)	MAY 5	5.13
GERMAN INTERBANK LOAN	MAY 5	3.52
JAPANESE COMPOSITE LOAN	MARCH	8.30
EURO-DOLLAR DEPOSIT	MAY 5	5.50
CANADIAN FINANCE COMPANY PAPER	MAY 5	9.65
INTERBANK STERLING	MAY 5	10.13
SWISS DEPOSIT	MAY 5	4.50

SERIES NAME

LAST VALUE PLOTTED  
DATE VALUE

CHART 6. EURO-DOLLAR DEPOSIT RATES: LONDON

OVERNIGHT	MAY 5	5.11
7-DAY	MAY 5	5.16
1-MONTH	MAY 5	5.34
3-MONTH	MAY 5	5.50
6-MONTH	MAY 5	6.06
1-YEAR	MAY 5	6.84

CHART 7. SELECTED EURO-DOLLAR AND U.S. MONEY MARKET RATES

OVERNIGHT EURO-DOLLAR DEPOSITS	MAY 5	5.11
U.S. FEDERAL FUNDS	MAY 5	5.03
DIFFERENTIAL ADJ. FOR RESERVE REQUIREMENTS	MAY 5	0.29
3-MONTH EURO-DOLLAR DEPOSIT RATE	MAY 5	5.50
U.S. CD'S (60-89 DAYS)	MAY 5	5.13
DIFFERENTIAL ADJ. FOR RESERVE REQUIREMENTS	MAY 5	0.27

CHART 8. INTEREST ARBITRAGE, 3-MONTH FUNDS

EURO-DOLLAR DEPOSIT	MAY 5	5.50
INTERBANK STERLING (LONDON), COVERED	MAY 5	4.44
DIFFERENTIAL	MAY 5	1.06
U.S. COMMERCIAL PAPER	MAY 5	5.13
CANADIAN FINANCE CO. PAPER, COVERED	MAY 5	5.56
DIFFERENTIAL	MAY 5	-0.43
EURO-DOLLAR DEPOSIT	MAY 5	5.50
INTERBANK DM (FRANKFURT), COVERED	MAY 5	5.79
DIFFERENTIAL	MAY 5	-0.29
EURO-DOLLAR DEPOSIT	MAY 5	5.50
SWISS DEPOSIT (SF), COVERED	MAY 5	8.90
DIFFERENTIAL	MAY 5	-3.40

15

SERIES NAME

LAST VALUE PLOTTED  
DATE VALUE

CHART 9. LONG TERM GOVERNMENT BOND YIELDS

UNITED STATES	APRIL 30	7.62
GERMANY	APRIL 23	7.65
JAPAN (MONTHLY)	FEB.	8.61
SWITZERLAND	APRIL 23	5.19
CANADA	APRIL 23	9.32
FRANCE	APRIL 16	10.02
NETHERLANDS	APRIL 23	7.21
UNITED KINGDOM	APRIL 23	13.95

U.S. CORPORATE

AAA BONDS	MARCH	8.52
EURO-DM BONDS	MARCH	7.40
EURO-DOLLAR BONDS	MARCH	8.14

CHART 10. INDUSTRIAL STOCK INDEXES

UNITED STATES	APRIL 30	107.13
JAPAN	APRIL 30	224.08
CANADA	APRIL 16	105.32
FRANCE	MARCH 12	114.51
UNITED KINGDOM	APRIL 16	97.43
SWITZERLAND	APRIL 23	72.21
GERMANY	APRIL 23	100.93



# FEDERAL RESERVE

statistical release

H.10

MAY 11, 1976

## FOREIGN EXCHANGE RATES

FOR THE WEEK ENDING MAY 7, 1976

The Board of Governors of the Federal Reserve System is advised that the Federal Reserve Bank of New York has certified for customs purposes the following noon buying rate in New York City for cable transfers payable in foreign currencies:

COUNTRY	MONETARY UNIT	(RATE U.S. CENTS)				
		MAY 3	MAY 4	MAY 5	MAY 6	MAY 7
AUSTRALIA	DOLLAR	123.7200	123.5200	123.8500	123.5200	123.7100
AUSTRIA	SCHILLING	5.51000	5.52000	5.51000	5.51000	5.51000
BELGIUM	FRANC	2.57900	2.57600	2.57750	2.57800	2.57480
CANADA	DOLLAR	102.0200	101.7600	101.9600	101.9400	101.8900
DENMARK	KRONE	16.6300	16.6300	16.5600	16.5800	16.5700
FINLAND	MARKKA	26.0200	26.0000	26.0300	26.0200	25.9900
FRANCE	FRANC	21.4600	21.4200	21.3600	21.4100	21.4000
GERMANY	D. MARK	39.4600	39.4500	39.4700	39.4900	39.4500
INDIA	RUPEE	11.1500	11.1500	11.1500	11.1500	11.1000
IRELAND	POUND	182.8000	182.5500	182.4600	182.2000	182.3000
ITALY	LIRA	0.11060	0.10900	0.10910	0.11360	0.11670
JAPAN	YEN	0.33450	0.33570	0.33560	0.33530	0.33500
MALAYSIA	DOLLAR	39.1900	39.1600	39.1800	39.1800	39.1000
MEXICO	PESO	8.0000	8.0000	8.0000	8.0000	8.0000
NETHERLANDS	GUILDER	37.2500	37.2300	37.2100	37.2300	37.1800
NEW ZEALAND	DOLLAR	99.9400	99.5900	100.1000	99.5600	100.2500
NORWAY	KRONE	18.2500	18.2800	18.3500	18.3800	18.3400
PORTUGAL	ESCUDO	3.3600	3.3700	3.3500	3.3500	3.3500
SOUTH AFRICA	RAND	114.8500	114.8500	114.8500	114.8500	114.8500
SPAIN	PESATA	1.4835	1.4835	1.4810	1.4815	1.4815
SRI LANKA	RUPEE	11.9000	11.9000	11.9000	11.9000	11.9000
SWEDEN	KRONA	22.8300	22.8400	22.8700	22.8600	22.8400
SWITZERLAND	FRANC	39.9600	40.0200	40.1400	40.5200	40.3600
UNITED KINGDOM	POUND	182.8000	182.5500	182.4600	182.2000	182.3000