


*Spencer*  
11

813



# Selected Interest & Exchange Rates

## Weekly Series of Charts

**MAY 3, 1976**

**DIVISION OF  
INTERNATIONAL FINANCE**

**Prepared by the  
FINANCIAL MARKETS  
SECTION**

**BOARD OF GOVERNORS  
FEDERAL RESERVE SYSTEM  
Washington, D.C. 20551**

---

# Table of Contents

## **TABLES**

1. LATEST FIGURES PLOTTED
2. DAILY CERTIFIED SPOT EXCHANGE RATES--  
H.10 RELEASE

## **CHARTS**

1. SPOT EXCHANGE RATE INDEXES
2. 3-MONTH FORWARD EXCHANGE RATES
3. GOLD PRICE--LONDON
4. CALL MONEY RATES
5. 3-MONTH INTEREST RATES
6. EURO-DOLLAR DEPOSIT RATES
7. SELECTED EURO-DOLLAR AND  
U.S. MONEY MARKET RATES
8. INTEREST ARBITRAGE: 3-MONTH FUNDS
9. LONG-TERM GOVERNMENT BOND YIELDS
10. INDUSTRIAL STOCK INDEXES

## **SUBSCRIPTION RATES:**

Weekly \$15.00 per year or \$40 each in the United States, its possessions, Canada, and Mexico; 10 or more of the same issue to one address, \$13.50 per year or \$.35 each. Elsewhere, \$20.00 per year or \$.50 each. Address requests to Publications Services, Division of Administrative Services, and make payment remittance payable to the order of the Board of Governors of the Federal Reserve System in a form collectible at par in U.S. Currency.

Chart 1

### SPOT EXCHANGE RATES

DOLLAR PRICES OF FOREIGN CURRENCIES AND WEIGHTED AVERAGE VALUES (DASHED LINE)

AVERAGES FOR WEEK ENDING WEDNESDAY

RATIO SCALE  
MAY 1970 PARITY=100

RATIO SCALE  
MAY 1970 PARITY=100

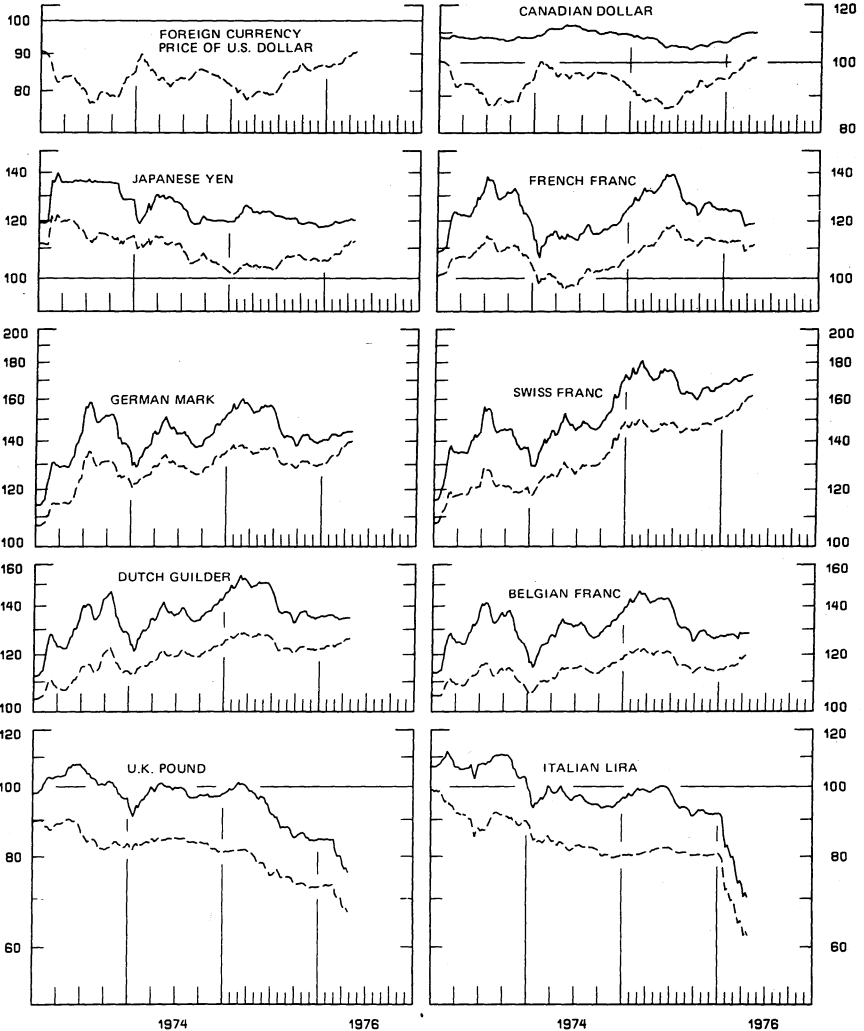
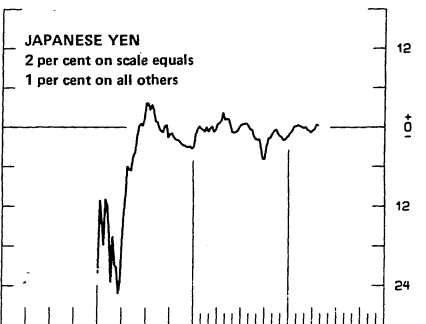
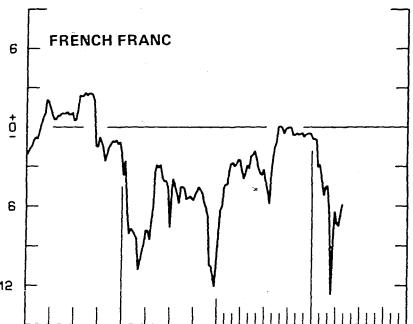
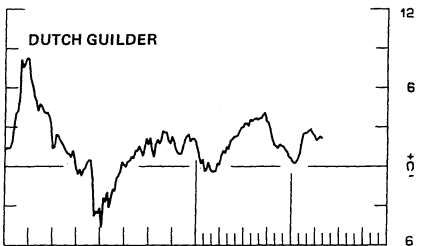
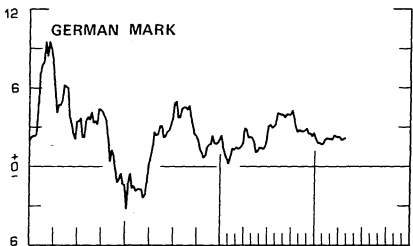
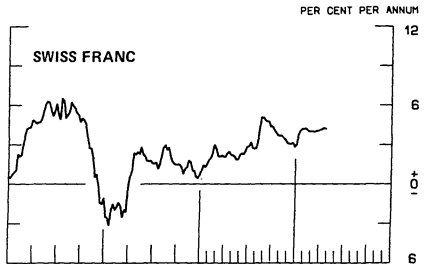
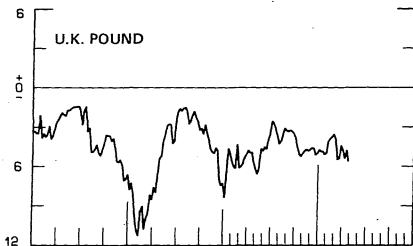
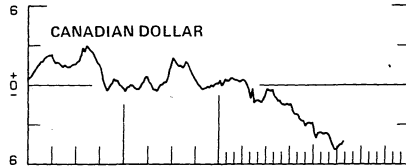


Chart 2  
**3-MONTH FORWARD EXCHANGE RATES**  
 PREMIUMS (+), OR DISCOUNT (-)  
 AVERAGES FOR WEEK ENDING WEDNESDAY

PER CENT PER ANNUM



5

Chart 3  
**PRICE OF GOLD IN LONDON**  
AVERAGES FOR WEEK ENDING WEDNESDAY

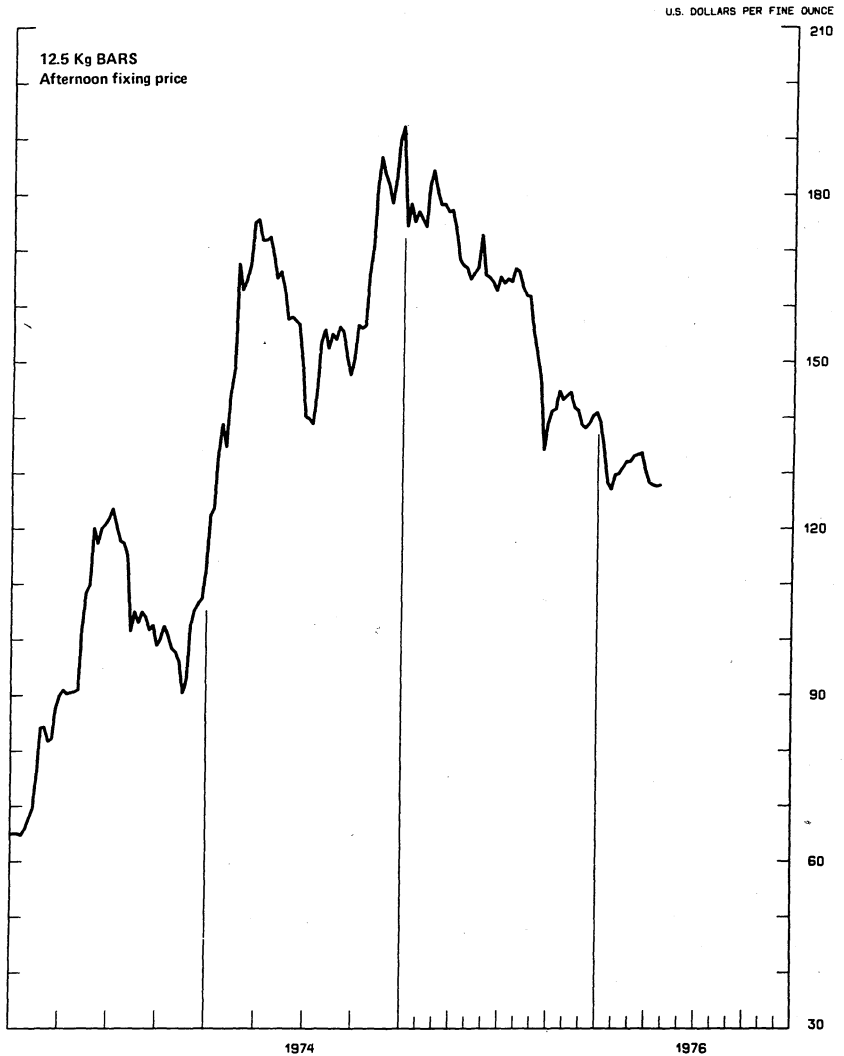


Chart 4  
**CALL MONEY RATES**  
 WEEKLY SERIES

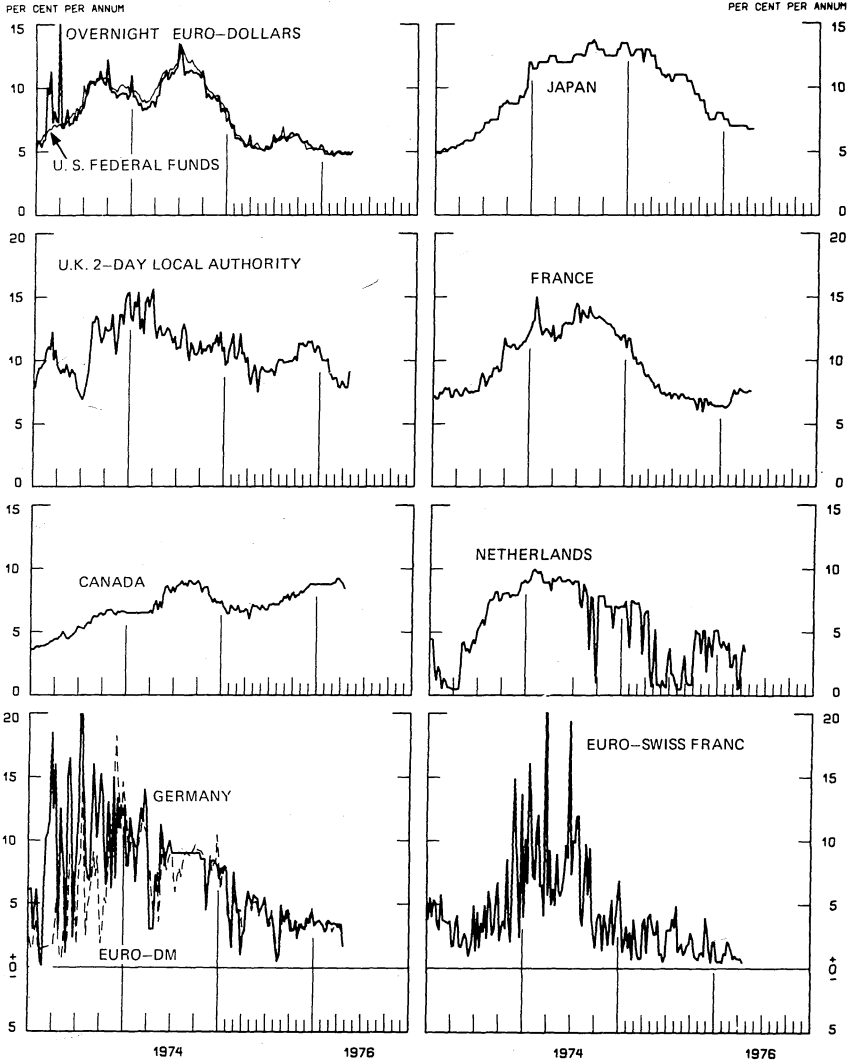


Chart 5  
**3-MONTH INTEREST RATES**  
 WEEKLY SERIES

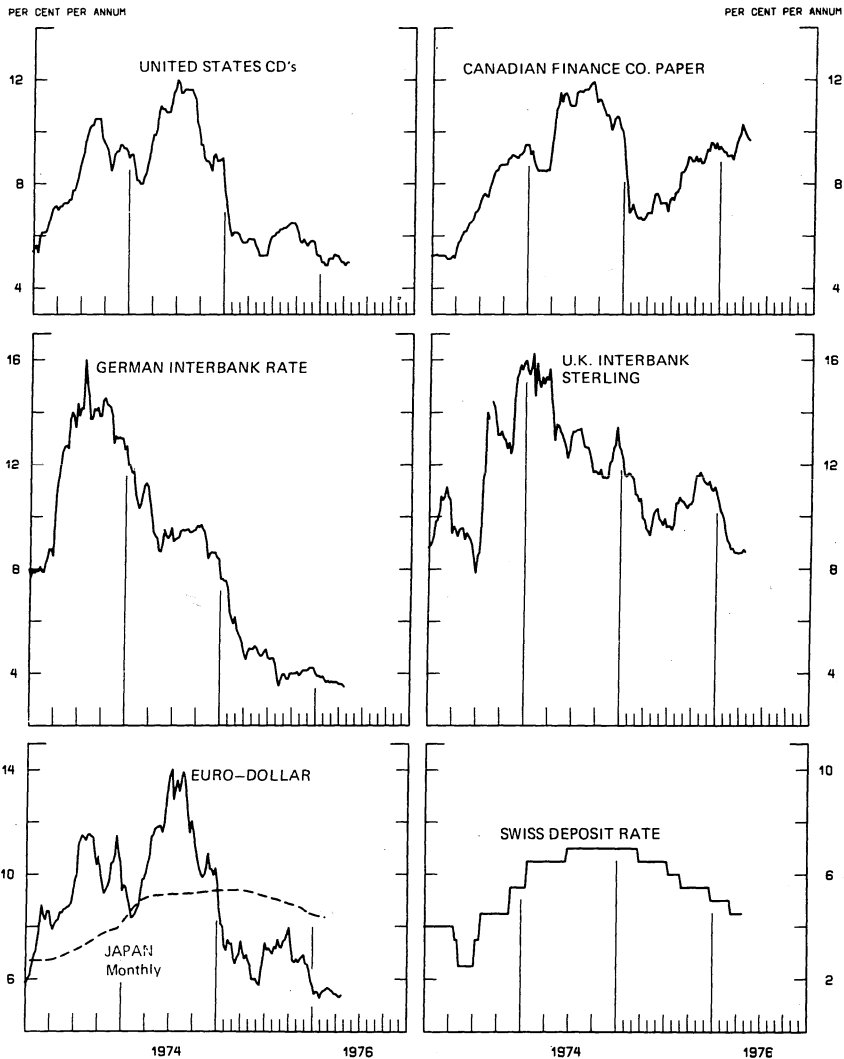


Chart 6

# EURO-DOLLAR DEPOSIT RATES London

AVERAGES FOR WEEK ENDING WEDNESDAY

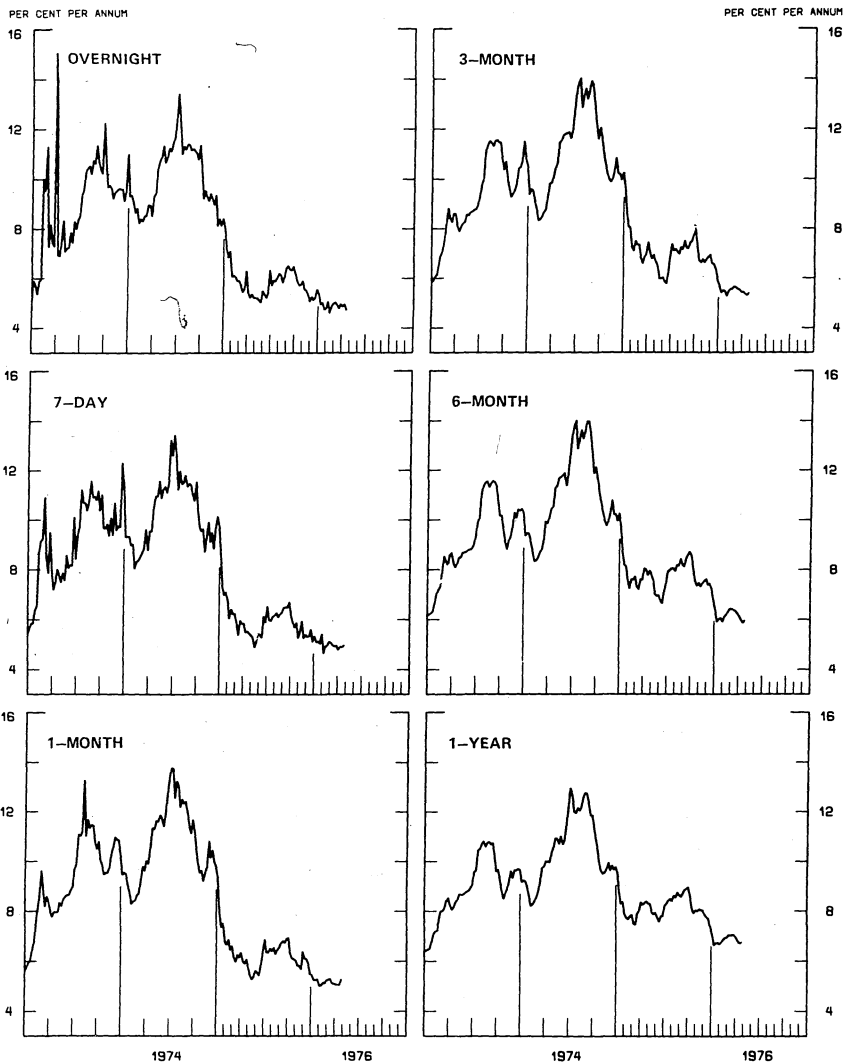
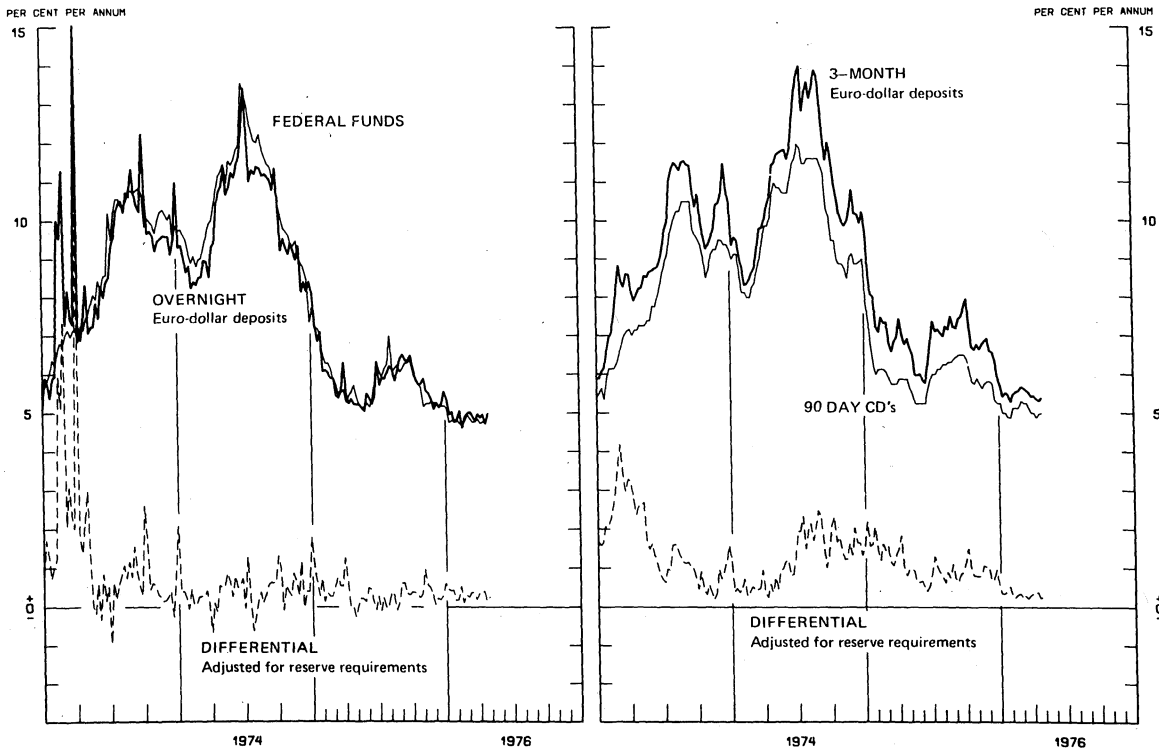




Chart 7  
**SELECTED EURO-DOLLAR AND U.S. MONEY MARKET RATES**  
 AVERAGES FOR WEEK ENDING WEDNESDAY



9

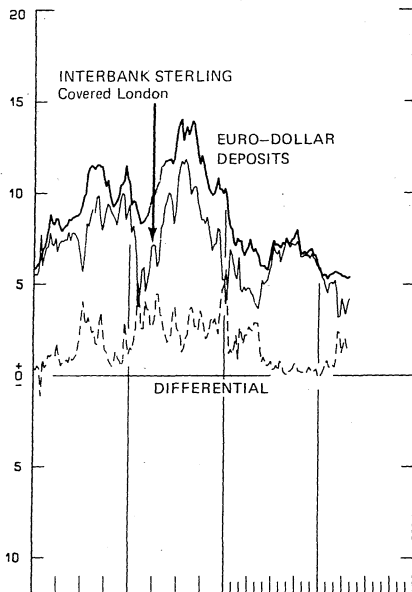
Chart 8

### INTEREST ARBITRAGE: 3-MONTH FUNDS

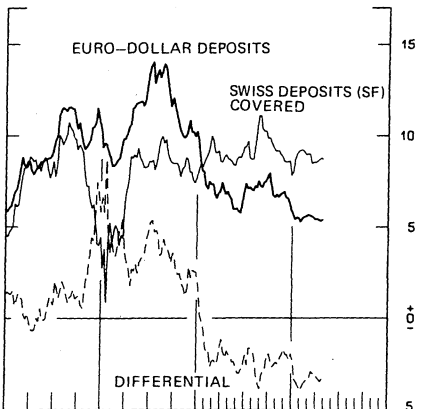
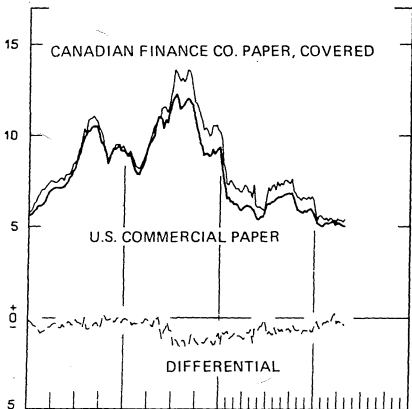
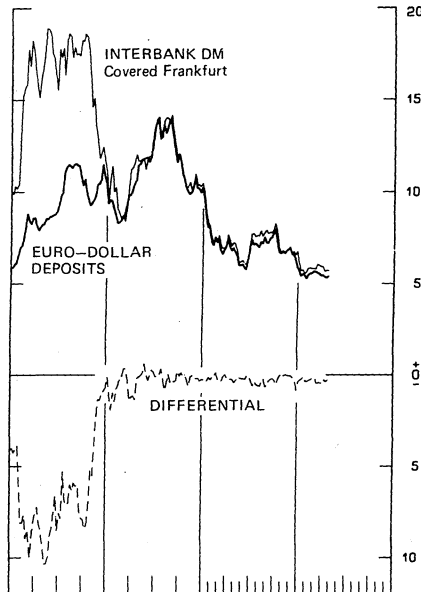
AVERAGES FOR WEEK ENDING WEDNESDAY

DIFFERENTIAL: PLUS(+), INDICATES FAVOR DOLLAR ASSETS

PER CENT PER ANNUM



PER CENT PER ANNUM



1974

1976

1974

1976

Chart 9  
**LONG-TERM GOVERNMENT BOND YIELDS**  
 WEEKLY SERIES

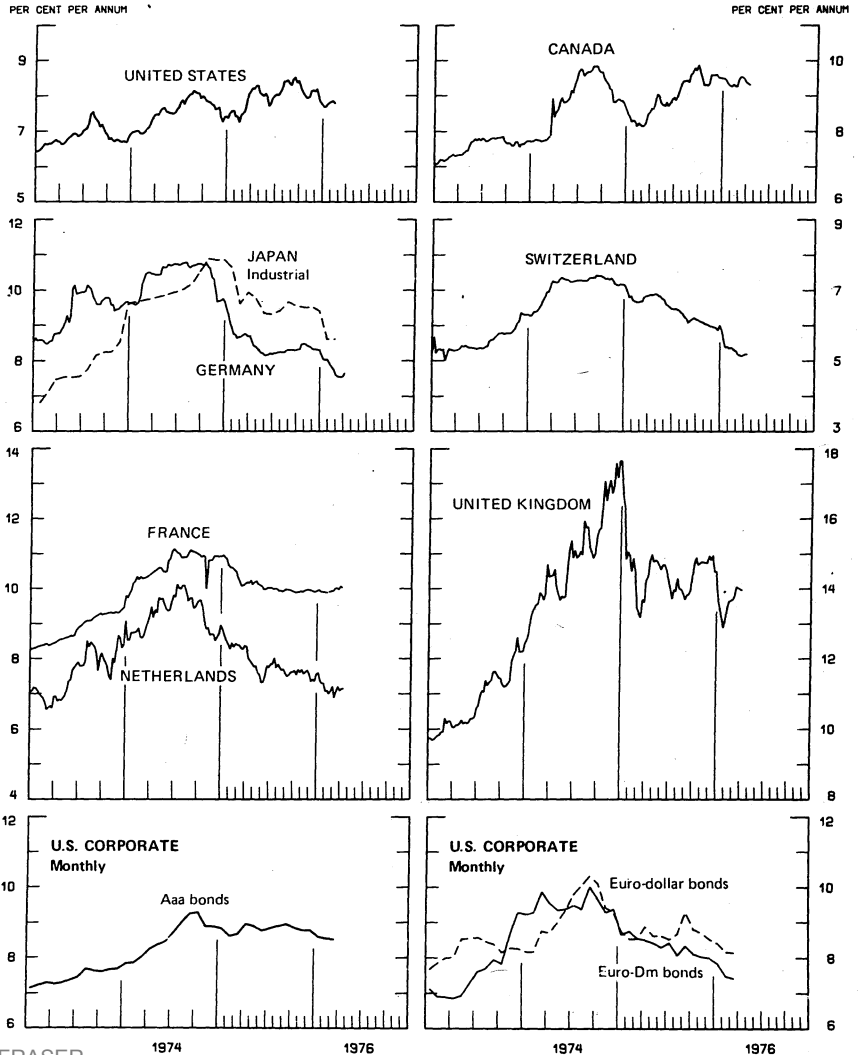
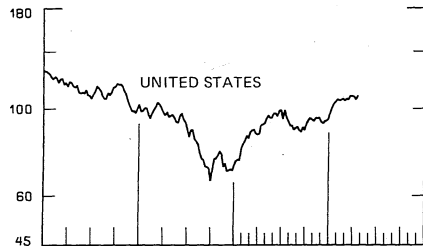
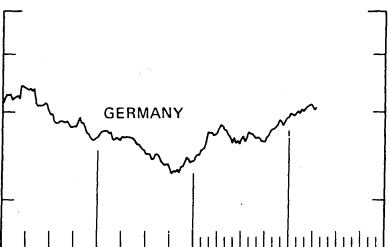
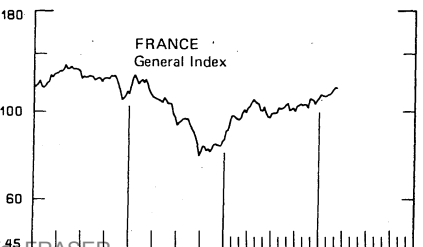
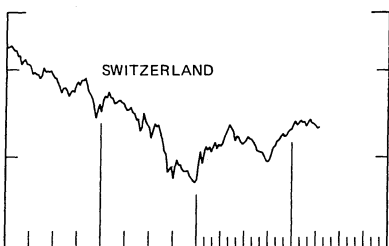
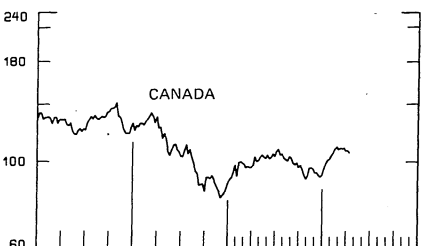
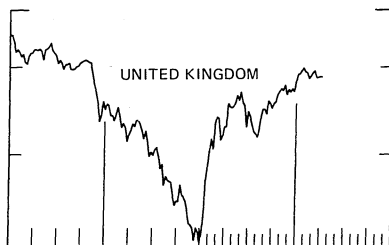
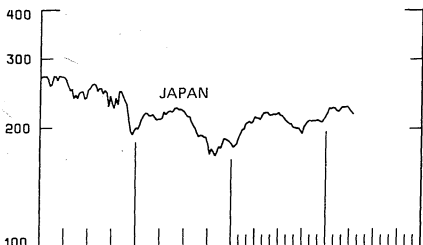


Chart 10  
**INDUSTRIAL STOCK INDEXES**  
 WEEKLY SERIES

RATIO SCALE  
 1969=100



RATIO SCALE  
 1969=100



1970

1976

1974

1976

SERIES NAME

LAST VALUE PLOTTED  
DATE VALUE

CHART 1. SPOT EXCHANGE RATES

U.S. DOLLAR, WEIGHTED AVERAGE	APRIL 28	90.54
JAPANESE YEN	APRIL 28	120.17
GERMAN MARK	APRIL 28	144.13
DUTCH GUILDER	APRIL 28	134.60
U.K. POUND	APRIL 28	76.00
CANADIAN DOLLAR	APRIL 28	109.90
FRENCH FRANC	APRIL 28	119.05
SWISS FRANC	APRIL 28	173.05
BELGIAN FRANC	APRIL 28	128.35
ITALIAN LIRA	APRIL 28	70.21

CHART 2. 3-MONTH FORWARD EXCHANGE RATES

CANADIAN DOLLAR	APRIL 28	-4.28
U.K. POUND	APRIL 28	-5.61
GERMAN MARK	APRIL 28	2.17
FRENCH FRANC	APRIL 28	-5.89
SWISS FRANC	APRIL 28	4.20
DUTCH GUILDER	APRIL 28	2.14
JAPANESE YEN	APRIL 28	0.25

CHART 3. GOLD PRICE IN LONDON

U.S. DOLLAR PER FINE OUNCE	APRIL 28	127.84
----------------------------	----------	--------

CHART 4. CALL MONEY RATES

U.S. FEDERAL FUNDS	APRIL 28	4.94
OVERNIGHT EURO-DOLLAR DEPOSITS	APRIL 28	4.99
U.K. 2-DAY LOCAL AUTHORITY DEPOSITS	APRIL 23	9.13
CANADA	APRIL 16	8.40
GERMANY	APRIL 23	1.70
EURO-DM	APRIL 16	2.79
JAPAN	APRIL 23	6.75
FRANCE	APRIL 23	7.63
NETHERLANDS	APRIL 16	3.47
EURO-SWISS FRANC	APRIL 16	0.46

CHART 5. 3-MONTH INTEREST RATES

U.S. CD'S (60-89 DAYS)	APRIL 28	5.00
GERMAN INTERBANK LOAN	APRIL 28	3.50
JAPANESE COMPOSITE LOAN	FEB.	6.35
EURO-DOLLAR DEPOSIT	APRIL 28	5.39
CANADIAN FINANCE COMPANY PAPER	APRIL 28	9.67
INTERBANK STERLING	APRIL 28	9.80
SWISS DEPOSIT	APRIL 28	4.50

SERIES NAME	LAST VALUE PLOTTED	
	DATE	VALUE
CHART 6. EURO-DOLLAR DEPOSIT RATES: LONDON		
OVERNIGHT	APRIL 28	4.99
7-DAY	APRIL 28	4.96
1-MONTH	APRIL 28	5.26
3-MONTH	APRIL 28	5.39
6-MONTH	APRIL 28	5.95
1-YEAR	APRIL 28	6.74

CHART 7. SELECTED EURO-DOLLAR AND U.S. MONEY MARKET RATES

OVERNIGHT EURO-DOLLAR DEPOSITS	APRIL 28	4.99
U.S. FEDERAL FUNDS	APRIL 28	4.94
DIFFERENTIAL ADJ. FOR RESERVE REQUIREMENTS	APRIL 28	0.26
3-MONTH EURO-DOLLAR DEPOSIT RATE	APRIL 28	5.39
U.S. CD'S (60-89 DAYS)	APRIL 28	5.00
DIFFERENTIAL ADJ. FOR RESERVE REQUIREMENTS	APRIL 28	0.29

CHART 8. INTEREST ARBITRAGE, 3-MONTH FUNDS

EURO-DOLLAR DEPOSIT	APRIL 28	5.39
INTERBANK STERLING (LONDON), COVERED	APRIL 28	4.19
DIFFERENTIAL	APRIL 28	1.20
U.S. COMMERCIAL PAPER	APRIL 28	5.00
CANADIAN FINANCE CO. PAPER, COVERED	APRIL 28	5.40
DIFFERENTIAL	APRIL 28	-0.40
EURO-DOLLAR DEPOSIT	APRIL 28	5.39
INTERBANK DM (FRANKFURT), COVERED	APRIL 28	5.67
DIFFERENTIAL	APRIL 28	-0.28
EURO-DOLLAR DEPOSIT	APRIL 28	5.39
SWISS DEPOSIT (SF), COVERED	APRIL 28	8.70
DIFFERENTIAL	APRIL 28	-3.31

## SERIES NAME

13  
LAST VALUE PLOTTED  
DATE VALUE

## CHART 9. LONG TERM GOVERNMENT BOND YIELDS

UNITED STATES	APRIL 23	7.52
GERMANY	APRIL 9	7.65
JAPAN (MONTHLY)	FEB.	8.61
SWITZERLAND	APRIL 16	5.18
CANADA	APRIL 16	9.31
FRANCE	APRIL 9	10.03
NETHERLANDS	APRIL 16	7.14
UNITED KINGDOM	APRIL 9	13.95

## U.S. CORPORATE

AAA BONDS	MARCH	8.52
EURO-DM BONDS	MARCH	7.40
EURO-DOLLAR BONDS	MARCH	8.14

## CHART 10. INDUSTRIAL STOCK INDEXES

UNITED STATES	APRIL 23	107.75
JAPAN	APRIL 16	217.72
CANADA	APRIL 16	105.32
FRANCE	MARCH 12	114.51
UNITED KINGDOM	APRIL 9	94.24
SWITZERLAND	APRIL 16	71.36
GERMANY	APRIL 16	102.33



# FEDERAL RESERVE

statistical release

H. 10

APRIL 30, 1976

## FOREIGN EXCHANGE RATES

FOR THE WEEK ENDING APRIL 30, 1976

The Board of Governors of the Federal Reserve System is advised that the Federal Reserve Bank of New York has certified for customs purposes the following noon buying rate in New York City for cable transfers payable in foreign currencies:

COUNTRY	MONETARY UNIT	(RATE U.S. CENTS)				
		APR. 26	APR. 27	APR. 28	APR. 29	APR. 30
AUSTRALIA	DOLLAR	123.5000	123.3000	123.3300	123.6500	123.6500
AUSTRIA	SCHILLING	5.50000	5.50000	5.51000	5.51000	5.51000
BELGIUM	FRANC	2.56800	2.56850	2.57250	2.57550	2.57800
CANADA	DOLLAR	101.6700	101.7700	101.8100	101.8600	102.1600
DENMARK	KRONE	16.5600	16.5900	16.6300	16.6300	16.6300
FINLAND	MARKKA	25.9500	25.9600	25.9000	26.0000	26.0100
FRANCE	FRANC	21.4400	21.4300	21.4400	21.4500	21.4500
GERMANY	D. MARK	39.3800	39.3700	39.4000	39.4500	39.4300
INDIA	RUPEE	11.2000	11.2000	11.2000	11.2000	11.1500
IRELAND	POUND	181.8500	182.2500	183.1500	184.1000	184.0000
ITALY	LIRA	0.11220	0.11230	0.11190	0.11140	0.11100
JAPAN	YEN	0.33350	0.33410	0.33420	0.33410	0.33440
MALAYSIA	DOLLAR	39.0000	39.0100	39.0100	39.0700	39.1500
MEXICO	PESO	8.0000	8.0000	8.0000	8.0000	8.0000
NETHERLANDS	GUILDER	37.1900	37.1700	37.1700	37.2200	37.2600
NEW ZEALAND	DOLLAR	99.2600	99.4000	99.1500	99.7500	99.9500
NORWAY	KRONE	18.2300	18.2200	18.2300	18.2300	18.2500
PORTUGAL	ESCUDDO	3.3600	3.3600	3.3600	3.3600	3.3600
SOUTH AFRICA	RAND	114.8500	114.8500	114.8500	114.8500	114.8500
SPAIN	PESATA	1.4845	1.4845	1.4840	1.4845	1.4835
SRI LANKA	RUPEE	11.9000	11.9000	11.9000	11.9000	11.9000
SWEDEN	KRONA	22.7500	22.7400	22.7600	22.7800	22.7900
SWITZERLAND	FRANC	39.5900	39.5400	39.6400	39.7800	39.7500
UNITED KINGDOM	POUND	181.8500	182.2500	183.1500	184.1000	184.0000