

X13

LIBRARY
APR 29 1976
FEDERAL RESERVE SYSTEM
OF RICHMOND

Scary

Selected Interest & Exchange Rates

Weekly Series of Charts

APRIL 26, 1976

**DIVISION OF
INTERNATIONAL FINANCE**

**Prepared by the
FINANCIAL MARKETS
SECTION**

**BOARD OF GOVERNORS
FEDERAL RESERVE SYSTEM
Washington, D.C. 20551**

Table of Contents

TABLES

- 1. LATEST FIGURES PLOTTED
- 2. DAILY CERTIFIED SPOT EXCHANGE RATES-- H.10 RELEASE

CHARTS

- 1. SPOT EXCHANGE RATE INDEXES
- 2. 3-MONTH FORWARD EXCHANGE RATES
- 3. GOLD PRICE--LONDON
- 4. CALL MONEY RATES
- 5. 3-MONTH INTEREST RATES
- 6. EURO-DOLLAR DEPOSIT RATES
- 7. SELECTED EURO-DOLLAR AND U.S. MONEY MARKET RATES
- 8. INTEREST ARBITRAGE: 3-MONTH FUNDS
- 9. LONG-TERM GOVERNMENT BOND YIELDS
- 10. INDUSTRIAL STOCK INDEXES

SUBSCRIPTION RATES:

Weekly \$15.00 per year or \$.40 each in the United States, its possessions, Canada, and Mexico; 10 or more of the same issue to one address, \$13.50 per year or \$.35 each. Elsewhere, \$20.00 per year or \$.50 each. Address requests to Publications Services, Division of Administrative Services, and make payment remittance payable to the order of the Board of Governors of the Federal Reserve System in a form collectible at par in U.S. Currency.

Chart 1



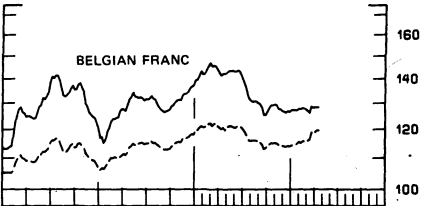
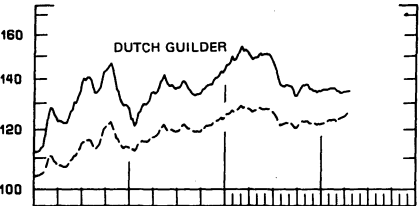
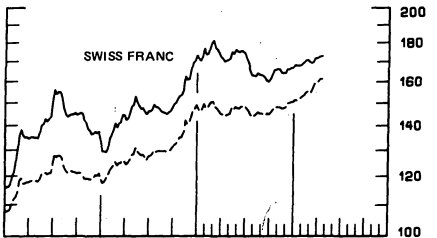
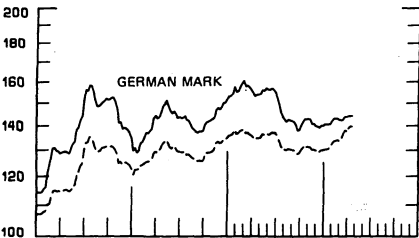
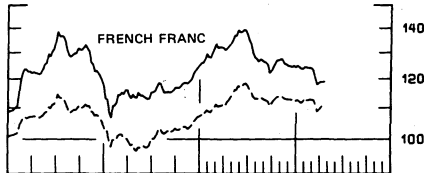
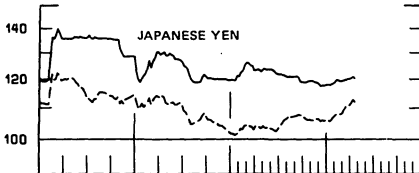
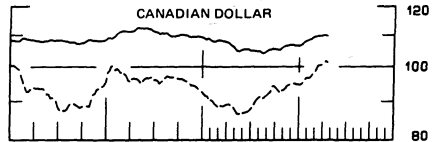
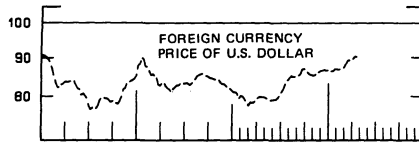
SPOT EXCHANGE RATES

DOLLAR PRICES OF FOREIGN CURRENCIES AND WEIGHTED AVERAGE VALUES (DASHED LINE)

AVERAGES FOR WEEK ENDING WEDNESDAY

RATIO SCALE
MAY 1970 PARITY=100

RATIO SCALE
MAY 1970 PARITY=100



1974

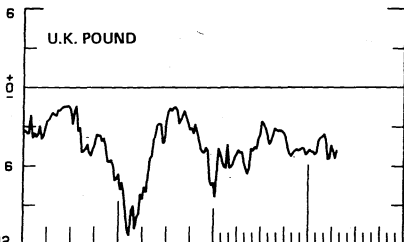
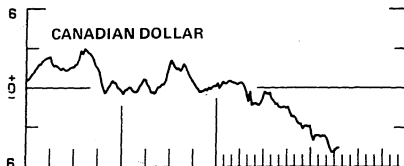
1976

1974

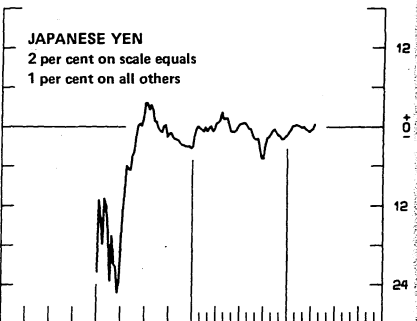
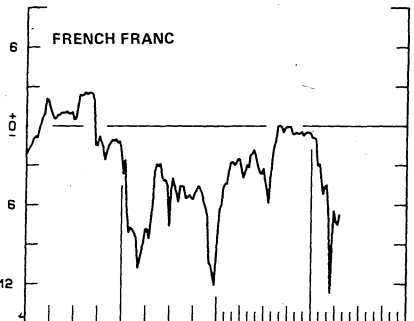
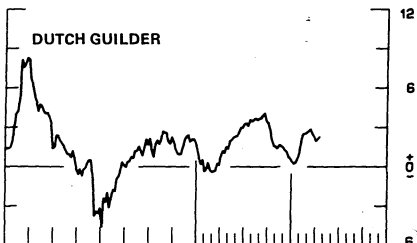
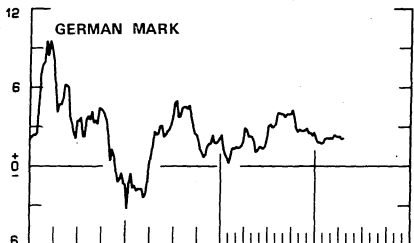
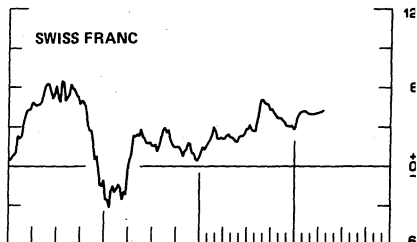
1976

Chart 2
3-MONTH FORWARD EXCHANGE RATES
 PREMIUMS (+), OR DISCOUNT (-)
 AVERAGES FOR WEEK ENDING WEDNESDAY

PER CENT PER ANNUM



PER CENT PER ANNUM



1974

1976

1974

1976

5

Chart 3
PRICE OF GOLD IN LONDON
AVERAGES FOR WEEK ENDING WEDNESDAY

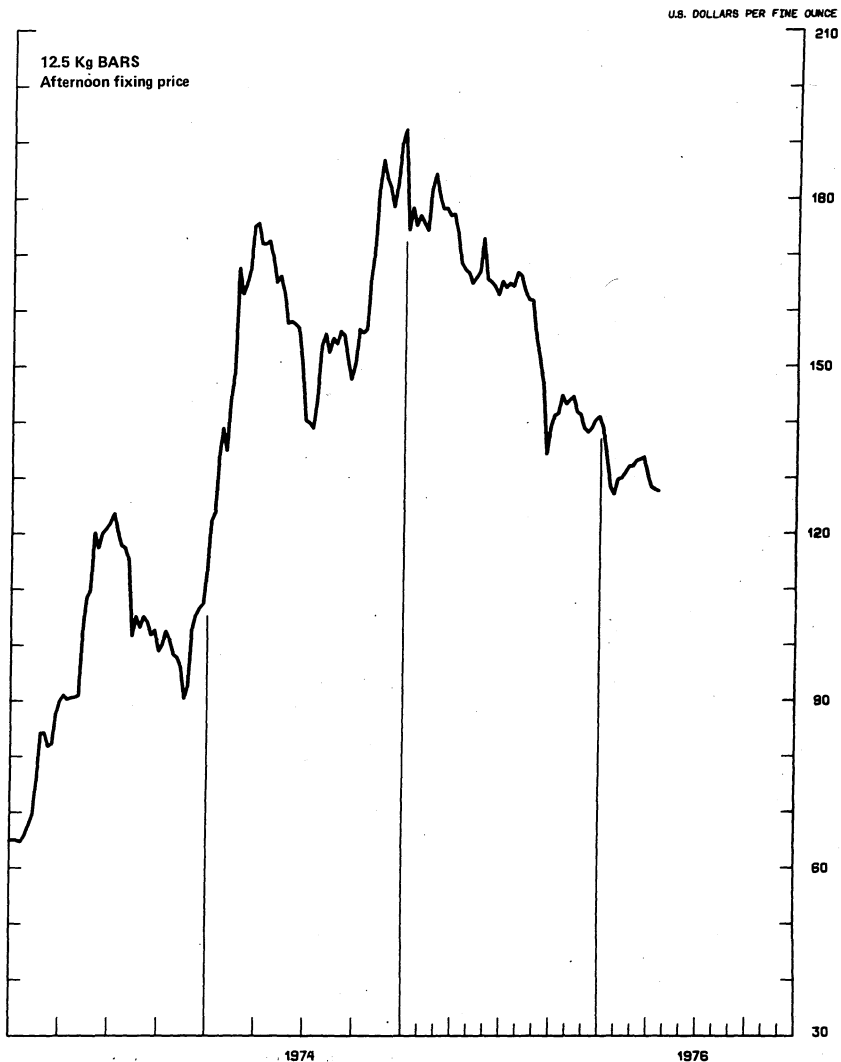


Chart 4
CALL MONEY RATES
 WEEKLY SERIES

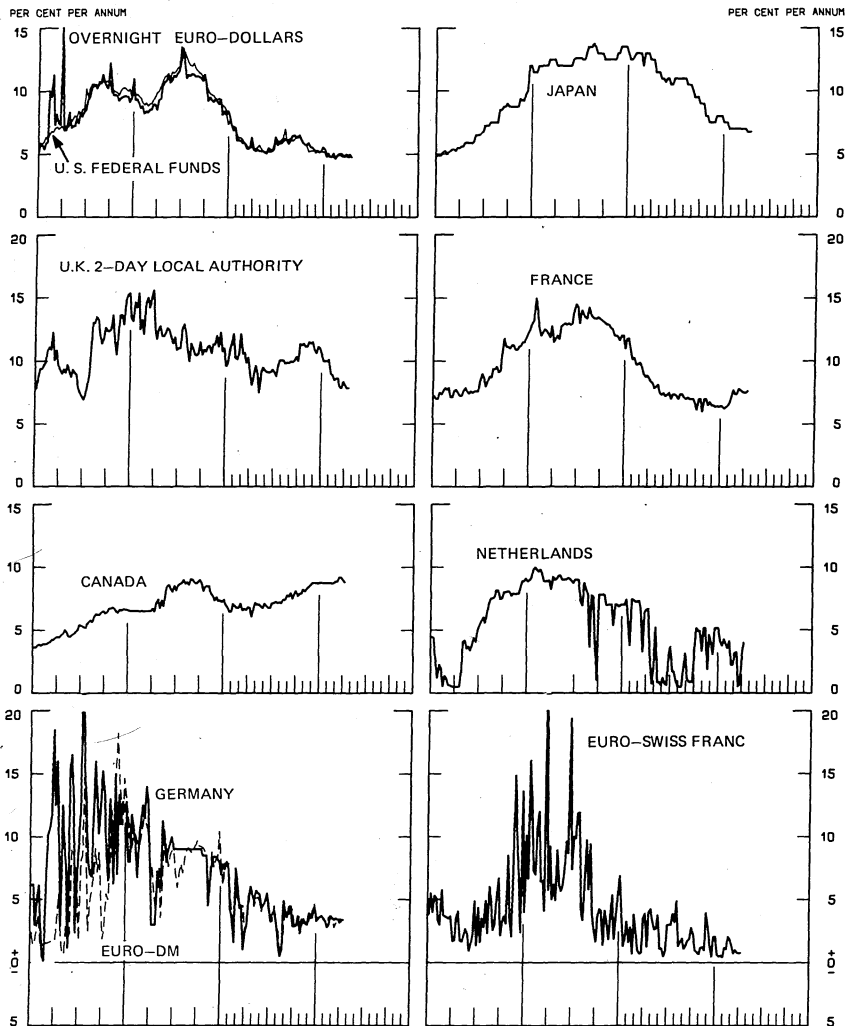


Chart 5
3-MONTH INTEREST RATES
 WEEKLY SERIES

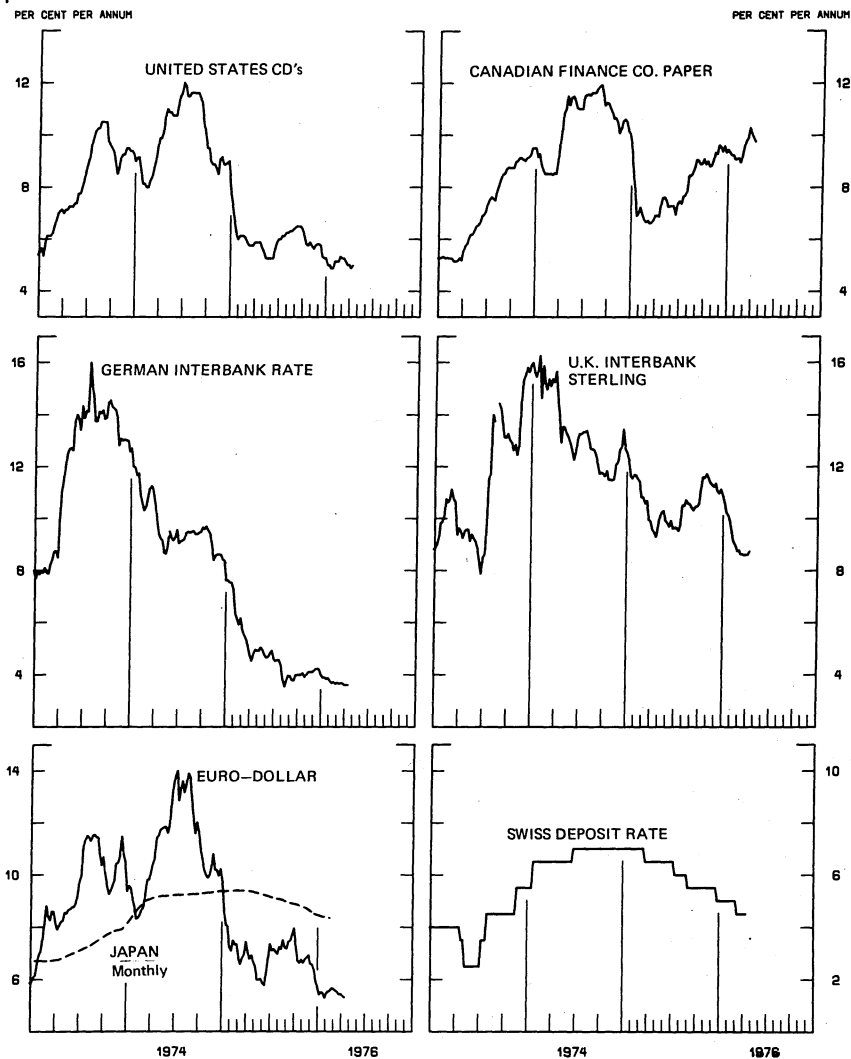


Chart 6
EURO-DOLLAR DEPOSIT RATES London
AVERAGES FOR WEEK ENDING WEDNESDAY

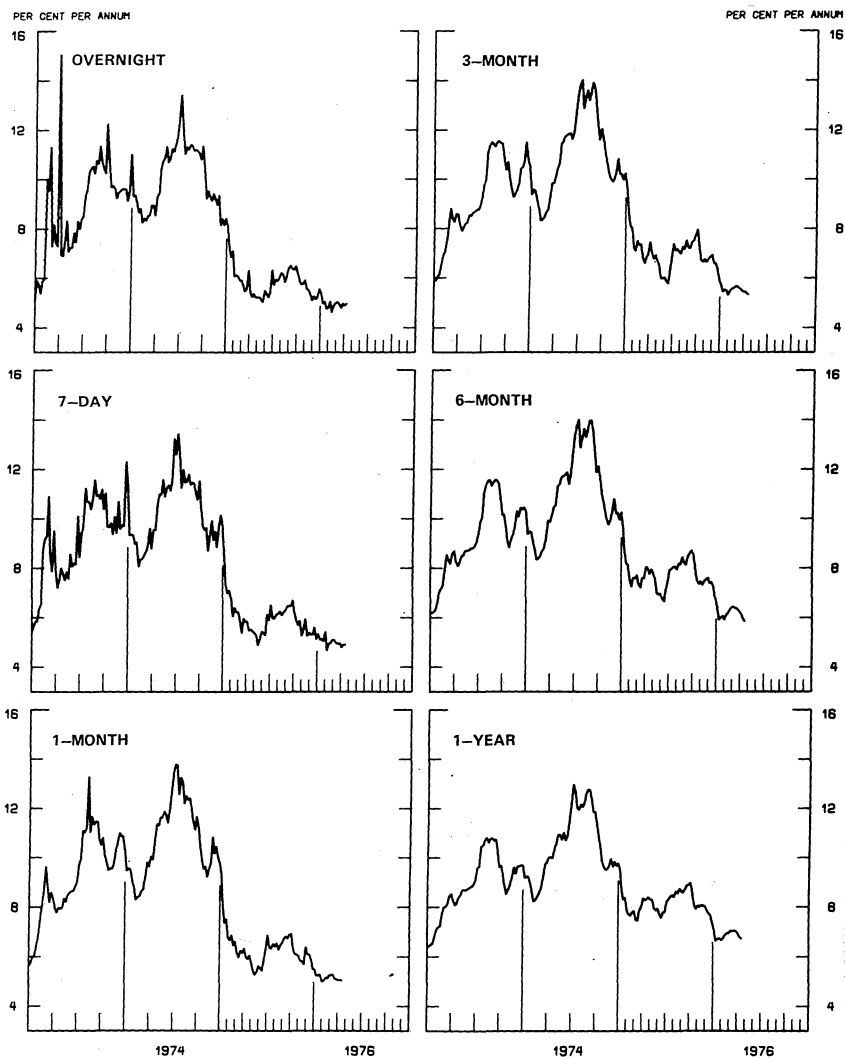


Chart 7
SELECTED EURO-DOLLAR AND U.S. MONEY MARKET RATES
 AVERAGES FOR WEEK ENDING WEDNESDAY

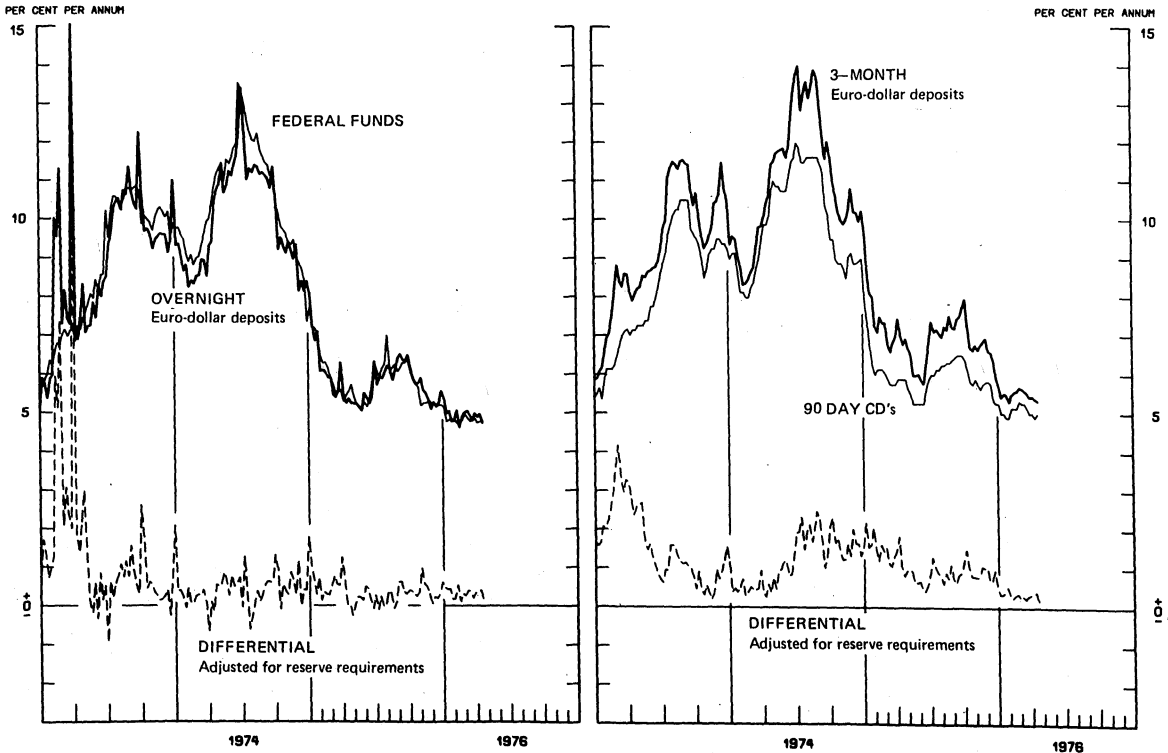


Chart 8

INTEREST ARBITRAGE: 3-MONTH FUNDS

AVERAGES FOR WEEK ENDING WEDNESDAY

DIFFERENTIAL: PLUS(+), INDICATES FAVOR DOLLAR ASSETS

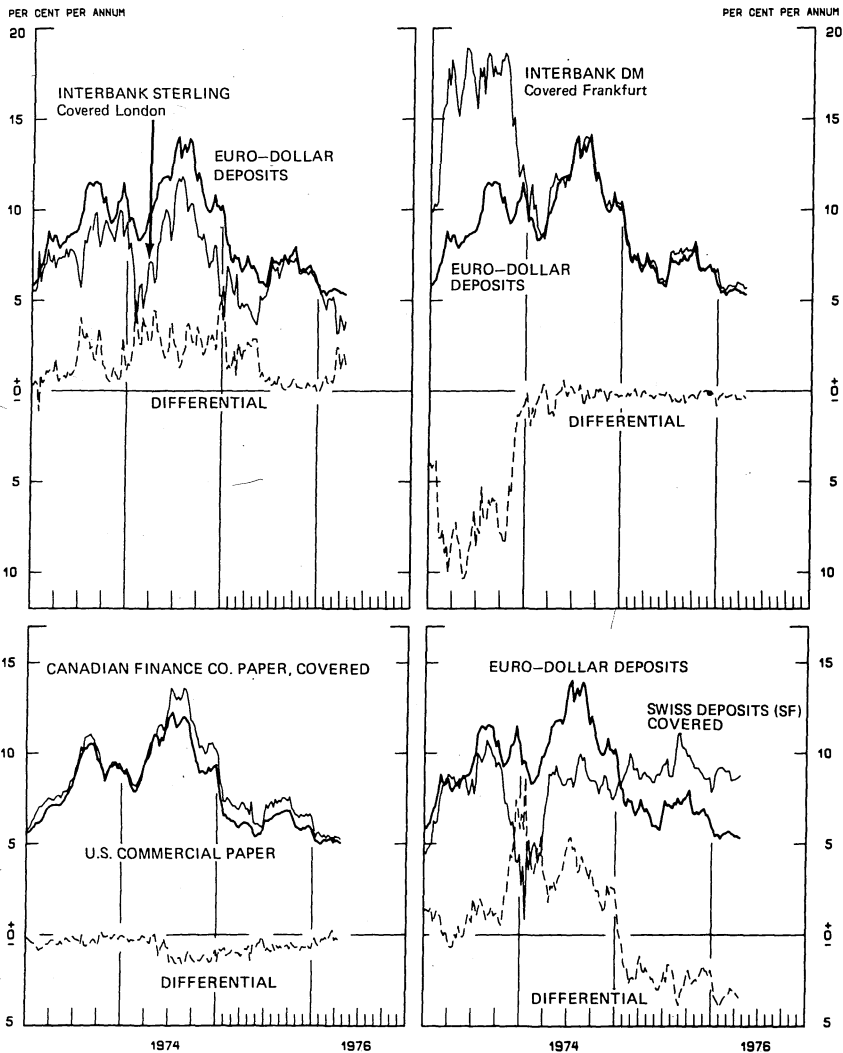


Chart 9
LONG-TERM GOVERNMENT BOND YIELDS
 WEEKLY SERIES

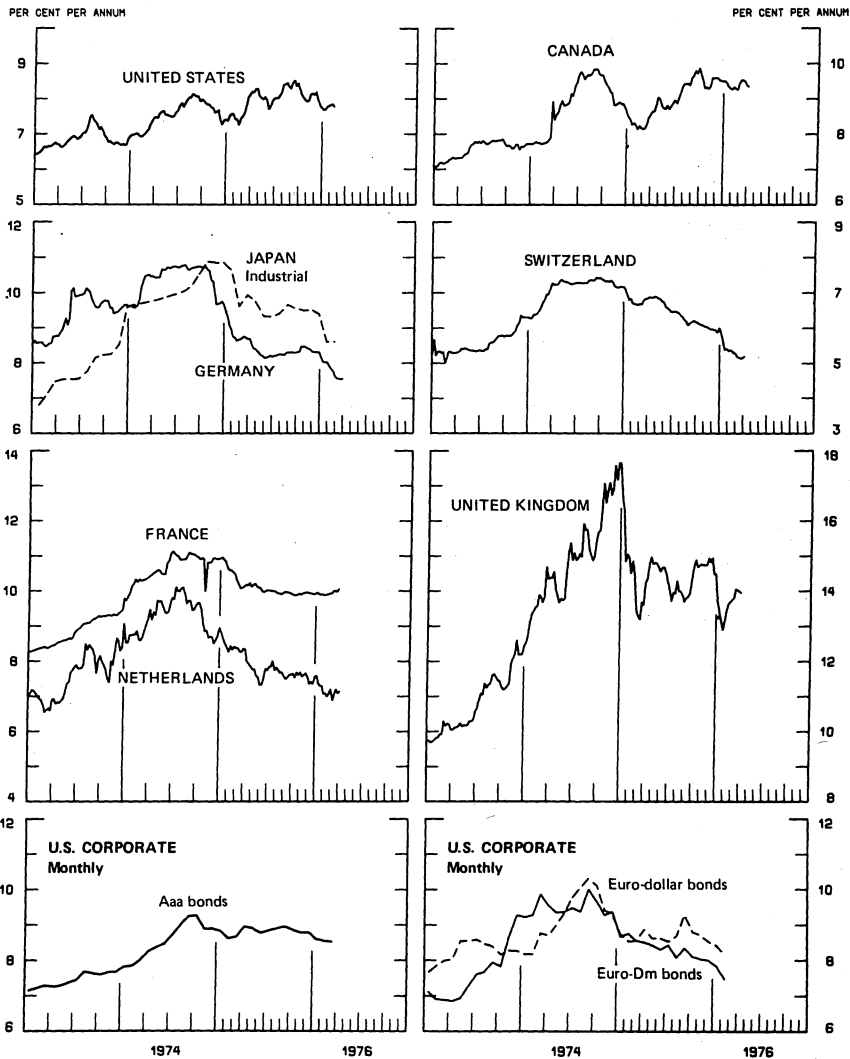
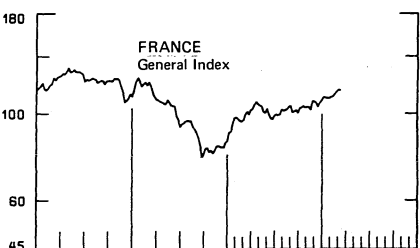
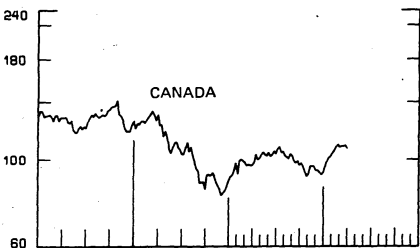
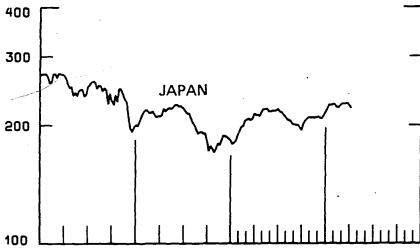
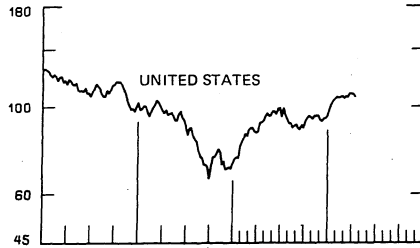
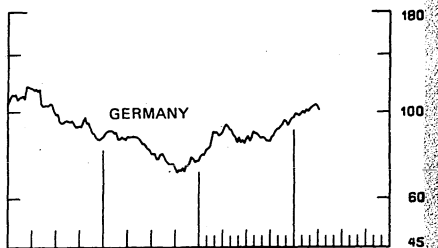
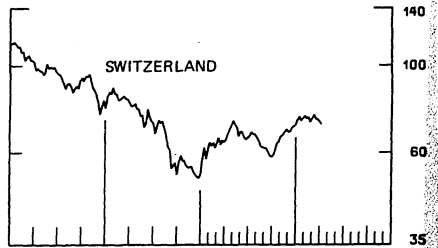
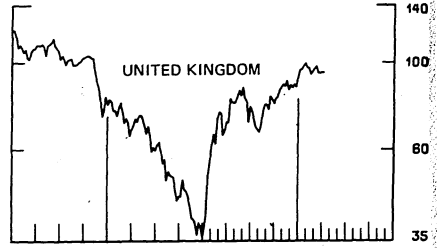


Chart 10
INDUSTRIAL STOCK INDEXES
 WEEKLY SERIES

RATIO SCALE
 1969=100



RATIO SCALE
 1969=100



1974

1976

1974

1976

SERIES NAME

LAST VALUE PLOTTED
DATE VALUE

CHART 1. SPOT EXCHANGE RATES

U.S. DOLLAR, WEIGHTED AVERAGE	APRIL 21	90.16
JAPANESE YEN	APRIL 21	120.17
GERMAN MARK	APRIL 21	144.27
DUTCH GUILDER	APRIL 21	134.84
U.K. POUND	APRIL 21	77.06
CANADIAN DOLLAR	APRIL 21	109.68
FRENCH FRANC	APRIL 21	118.85
SWISS FRANC	APRIL 21	172.93
BELGIAN FRANC	APRIL 21	128.22
ITALIAN LIRA	APRIL 21	71.22

CHART 2. 3-MONTH FORWARD EXCHANGE RATES

CANADIAN DOLLAR	APRIL 21	-4.51
U.K. POUND	APRIL 21	-4.81
GERMAN MARK	APRIL 21	2.11
FRENCH FRANC	APRIL 21	-6.73
SWISS FRANC	APRIL 21	4.26
DUTCH GUILDER	APRIL 21	2.28
JAPANESE YEN	APRIL 21	0.42

CHART 3. GOLD PRICE IN LONDON

U.S. DOLLAR PER FINE OUNCE	APRIL 21	127.62
----------------------------	----------	--------

CHART 4. CALL MONEY RATES

U.S. FEDERAL FUNDS	APRIL 21	4.78
OVERNIGHT EURO-DOLLAR DEPOSITS	APRIL 21	4.73
U.K. 2-DAY LOCAL AUTHORITY DEPOSITS	APRIL 16	7.88
CANADA	APRIL 9	8.80
GERMANY	APRIL 16	3.40
EURO-DM	APRIL 9	3.27
JAPAN	APRIL 16	6.75
FRANCE	APRIL 16	7.63
NETHERLANDS	APRIL 9	4.00
EURO-SWISS FRANC	APRIL 9	0.80

CHART 5. 3-MONTH INTEREST RATES

U.S. CD'S (60-89 DAYS)	APRIL 21	4.98
GERMAN INTERBANK LOAN	APRIL 21	3.60
JAPANESE COMPOSITE LOAN	FEB.	8.35
EURO-DOLLAR DEPOSIT	APRIL 21	5.31
CANADIAN FINANCE COMPANY PAPER	APRIL 21	9.75
INTERBANK STERLING	APRIL 21	8.65
SWISS DEPOSIT	APRIL 21	4.50

SERIES NAME

LAST VALUE PLOTTED
DATE VALUE

CHART 6. EURO-DOLLAR DEPOSIT RATES: LONDON

OVERNIGHT	APRIL 21	4.73
7-DAY	APRIL 21	4.90
1-MONTH	APRIL 21	5.04
3-MONTH	APRIL 21	5.31
6-MONTH	APRIL 21	5.85
1-YEAR	APRIL 21	6.73

CHART 7. SELECTED EURO-DOLLAR AND U.S. MONEY MARKET RATES

OVERNIGHT EURO-DOLLAR DEPOSITS	APRIL 21	4.73
U.S. FEDERAL FUNDS	APRIL 21	4.78
DIFFERENTIAL ADJ. FOR RESERVE REQUIREMENTS	APRIL 21	0.15
3-MONTH EURO-DOLLAR DEPOSIT RATE	APRIL 21	5.31
U.S. CD'S (60-89 DAYS)	APRIL 21	4.98
DIFFERENTIAL ADJ. FOR RESERVE REQUIREMENTS	APRIL 21	0.16

CHART 8. INTEREST ARBITRAGE, 3-MONTH FUNDS

EURO-DOLLAR DEPOSIT	APRIL 21	5.31
INTERBANK STERLING (LONDON), COVERED	APRIL 21	3.83
DIFFERENTIAL	APRIL 21	1.48
U.S. COMMERCIAL PAPER	APRIL 21	5.03
CANADIAN FINANCE CO. PAPER, COVERED	APRIL 21	5.24
DIFFERENTIAL	APRIL 21	-0.21
EURO-DOLLAR DEPOSIT	APRIL 21	5.31
INTERBANK DM (FRANKFURT), COVERED	APRIL 21	5.71
DIFFERENTIAL	APRIL 21	-0.40
EURO-DOLLAR DEPOSIT	APRIL 21	5.31
SWISS DEPOSIT (SF), COVERED	APRIL 21	8.76
DIFFERENTIAL	APRIL 21	-3.45

SERIES NAME

LAST VALUE PLOTTED
DATE VALUE

CHART 9. LONG TERM GOVERNMENT BOND YIELDS

UNITED STATES	APRIL 16	7.49
GERMANY	APRIL 2	7.55
JAPAN (MONTHLY)	FEB.	8.61
SWITZERLAND	APRIL 9	5.19
CANADA	APRIL 9	9.35
FRANCE	APRIL 2	10.06
NETHERLANDS	APRIL 9	7.14
UNITED KINGDOM	APRIL 9	13.95

U.S. CORPORATE

AAA BONDS	MARCH	8.52
EURO-DM BONDS	FEB.	7.47
EURO-DOLLAR BONDS	FEB.	8.17

CHART 10. INDUSTRIAL STOCK INDEXES

UNITED STATES	APRIL 16	105.58
JAPAN	APRIL 9	220.47
CANADA	APRIL 2	106.62
FRANCE	MARCH 12	114.51
UNITED KINGDOM	APRIL 9	94.24
SWITZERLAND	APRIL 9	70.91
GERMANY	APRIL 9	101.21



FEDERAL RESERVE

statistical release

H. 10

APRIL 23, 1976

FOREIGN EXCHANGE RATES

FOR THE WEEK ENDING APRIL 23, 1976

The Board of Governors of the Federal Reserve System is advised that the Federal Reserve Bank of New York has certified for customs purposes the following noon buying rate in New York City for cable transfers payable in foreign currencies:

COUNTRY	MONETARY UNIT	(RATE U.S. CENTS)				
		APR. 19	APR. 20	APR. 21	APR. 22	APR. 23
AUSTRALIA	DOLLAR	123.5000	123.8500	123.7500	123.6200	123.5200
AUSTRIA	SCHILLING	5.50000	5.51000	5.51000	5.51000	5.50000
BELGIUM	FRANC	2.56600	2.56500	2.56200	2.56300	2.56350
CANADA	DOLLAR	101.4100	101.5700	101.8800	101.5700	101.4900
DENMARK	KRONE	16.5800	16.7300	16.6600	16.5800	16.4900
FINLAND	MARKKA	26.0000	26.0000	26.0300	26.0400	25.9900
FRANCE	FRANC	21.3700	21.4200	21.4300	21.4200	21.4400
GERMANY	D. MARK	39.4100	39.4100	39.4000	39.3900	39.3600
INDIA	RUPEE	11.1000	11.1000	11.1000	11.0000	11.2000
IRELAND	POUND	185.4000	184.7000	184.0000	182.9000	181.9000
ITALY	LIRA	0.11380	0.11390	0.11380	0.11300	0.11230
JAPAN	YEN	0.33330	0.33390	0.33380	0.33370	0.33360
MALAYSIA	DOLLAR	39.0300	39.0000	39.0200	39.0600	39.0000
MEXICO	PESO	8.0000	8.0000	8.0000	8.0000	8.0000
NETHERLANDS	GUILDER	37.2500	37.2500	37.2200	37.1900	37.1900
NEW ZEALAND	DOLLAR	100.4100	100.2800	100.1400	99.8700	99.9500
NORWAY	KRONE	18.2100	18.2100	18.2300	18.2700	18.2000
PORTUGAL	ESCUDO	3.3900	3.3700	3.3700	3.3700	3.3600
SOUTH AFRICA	RAND	114.8500	114.8500	114.8500	114.8500	114.8500
SPAIN	PESETA	1.4850	1.4860	1.4865	1.4860	1.4840
SRI LANKA	RUPEE	12.4000	12.4000	11.9500	11.9500	11.9000
SWEDEN	KRONA	22.7100	22.7200	22.7300	22.7300	22.7300
SWITZERLAND	FRANC	39.5700	39.6300	39.5000	39.5500	39.5500
UNITED KINGDOM	POUND	185.4000	184.7000	184.0000	182.9000	181.9000

15