

113

Signer

LIBRARY
APR 22 1976
FEDERAL RESERVE BANK
OF RICHMOND

Selected Interest & Exchange Rates

Weekly Series of Charts

APRIL 19, 1976

Prepared by the
**FINANCIAL MARKETS
SECTION**

**DIVISION OF
INTERNATIONAL FINANCE**

**BOARD OF GOVERNORS
FEDERAL RESERVE SYSTEM
Washington, D.C. 20551**

Table of Contents

TABLES

1. LATEST FIGURES PLOTTED
2. DAILY CERTIFIED SPOT EXCHANGE RATES--
H.10 RELEASE

CHARTS

1. SPOT EXCHANGE RATE INDEXES
2. 3-MONTH FORWARD EXCHANGE RATES
3. GOLD PRICE--LONDON
4. CALL MONEY RATES
5. 3-MONTH INTEREST RATES
6. EURO-DOLLAR DEPOSIT RATES
7. SELECTED EURO-DOLLAR AND U.S. MONEY MARKET RATES
8. INTEREST ARBITRAGE: 3-MONTH FUNDS
9. LONG-TERM GOVERNMENT BOND YIELDS
10. INDUSTRIAL STOCK INDEXES

SUBSCRIPTION RATES:

Weekly \$15.00 per year or \$.40 each in the United States, its possessions, Canada, and Mexico; 10 or more of the same issue to one address, \$13.50 per year or \$.35 each. Elsewhere, \$20.00 per year or \$.50 each. Address requests to Publications Services, Division of Administrative Services, and make payment remittance payable to the order of the Board of Governors of the Federal Reserve System in a form collectible at par in U.S. Currency.

Chart 1


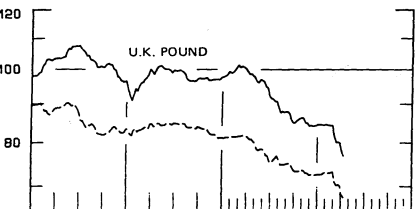
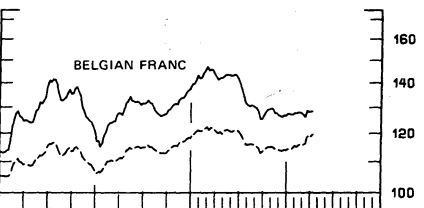
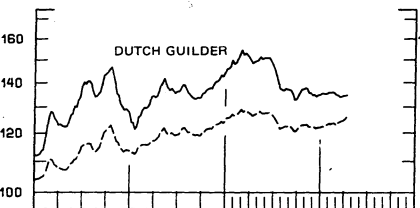
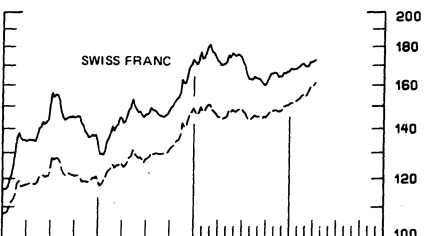
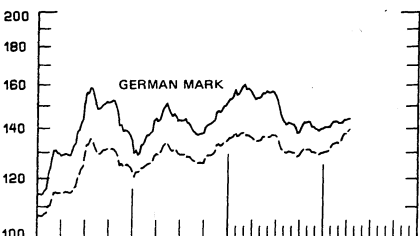
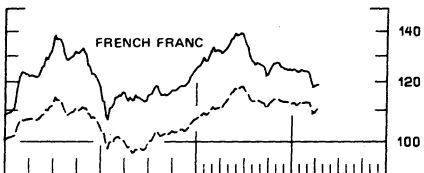
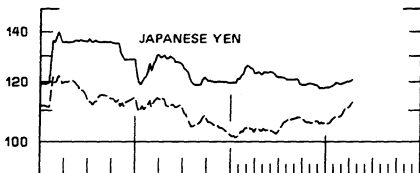
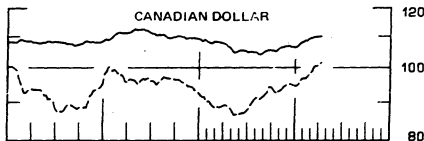
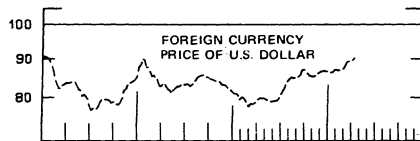
SPOT EXCHANGE RATES

DOLLAR PRICES OF FOREIGN CURRENCIES AND WEIGHTED AVERAGE VALUES (DASHED LINE)

AVERAGES FOR WEEK ENDING WEDNESDAY

RATIO SCALE
MAY 1970 PARITY=100

RATIO SCALE
MAY 1970 PARITY=100



1974

1976

1974

1976

Chart 3
PRICE OF GOLD IN LONDON
AVERAGES FOR WEEK ENDING WEDNESDAY

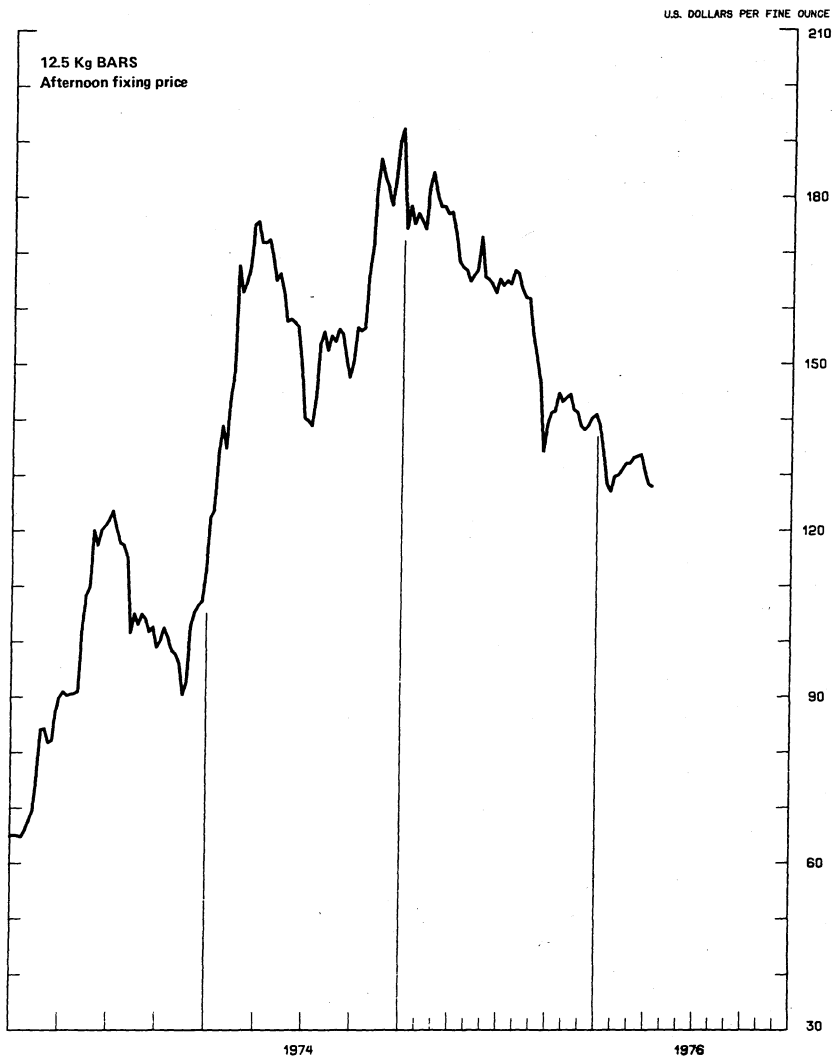


Chart 4
CALL MONEY RATES
 WEEKLY SERIES

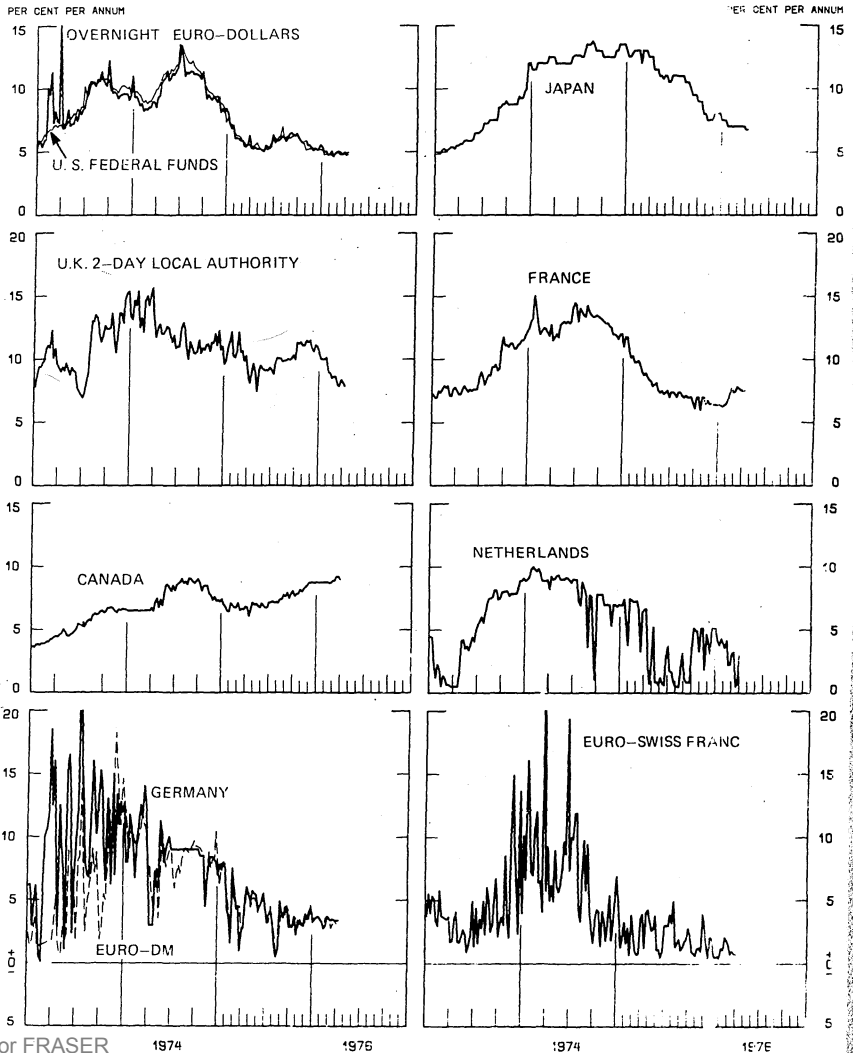


Chart 5
3-MONTH INTEREST RATES
 WEEKLY SERIES

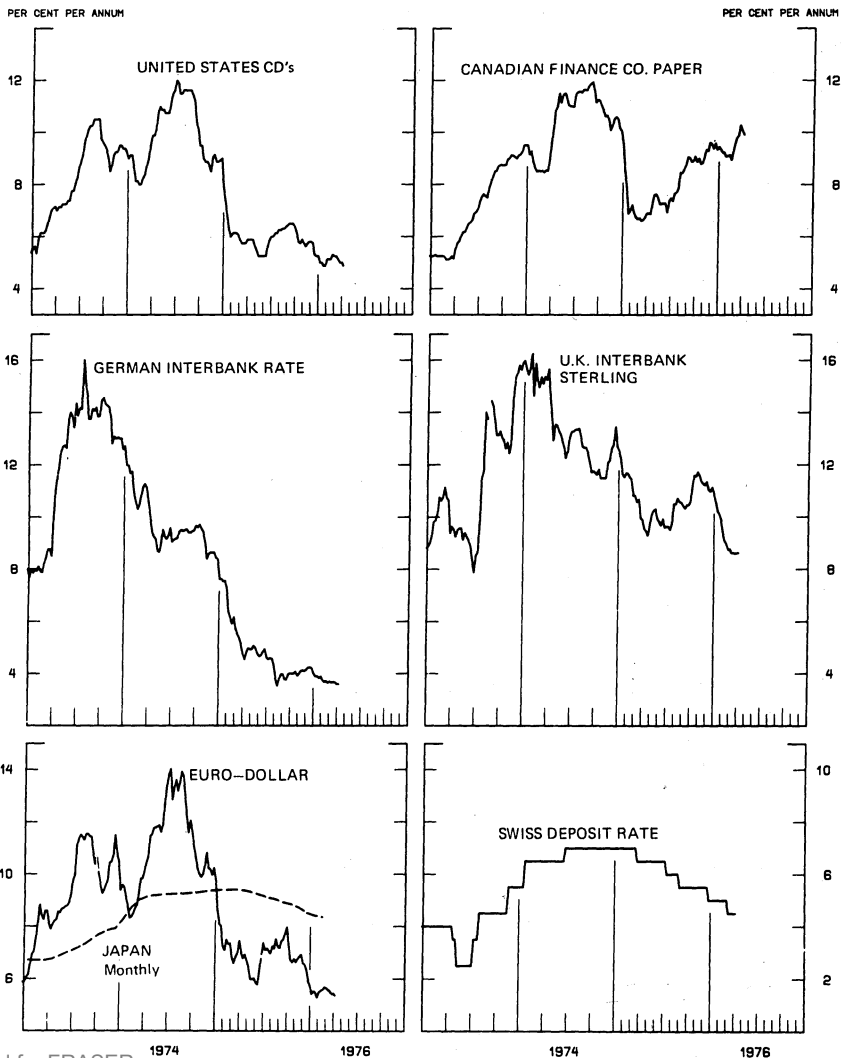


Chart 1:
EURO-DOLLAR DEPOSIT RATES London
AVERAGES FOR WEEK ENDING WEDNESDAY

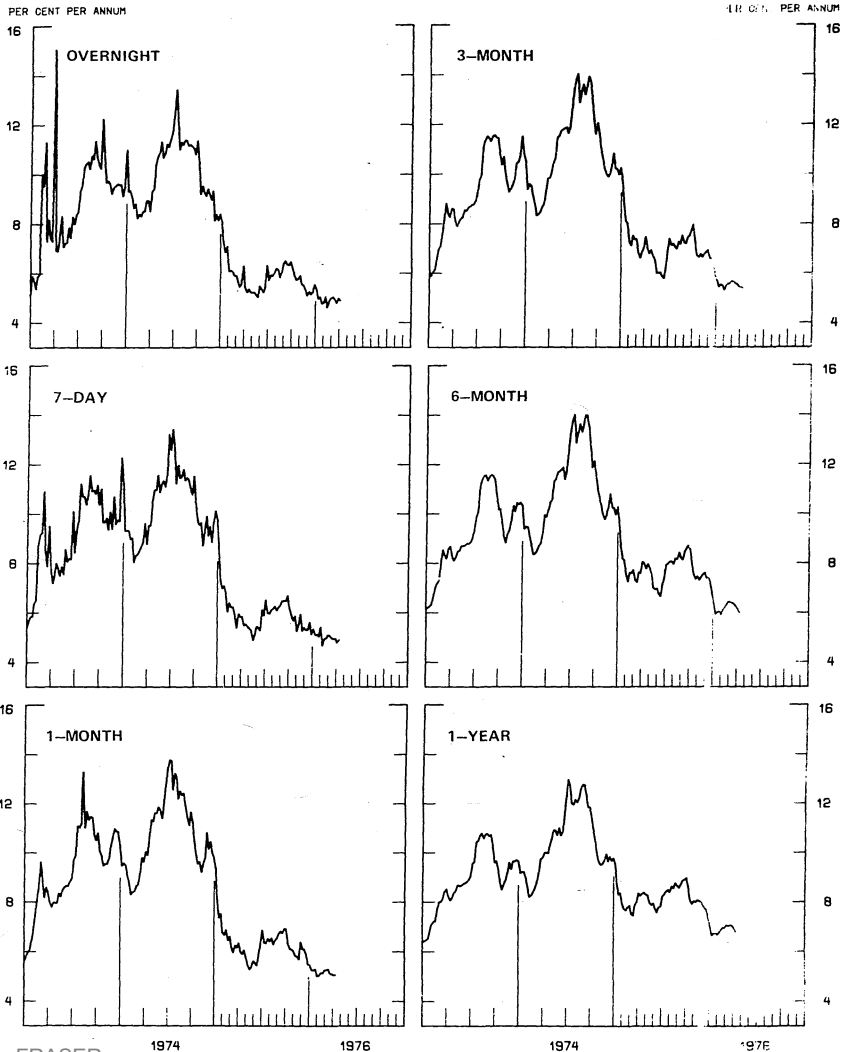


Chart 7
SELECTED EURO-DOLLAR AND U.S. MONEY MARKET RATES
 AVERAGES FOR WEEK ENDING WEDNESDAY

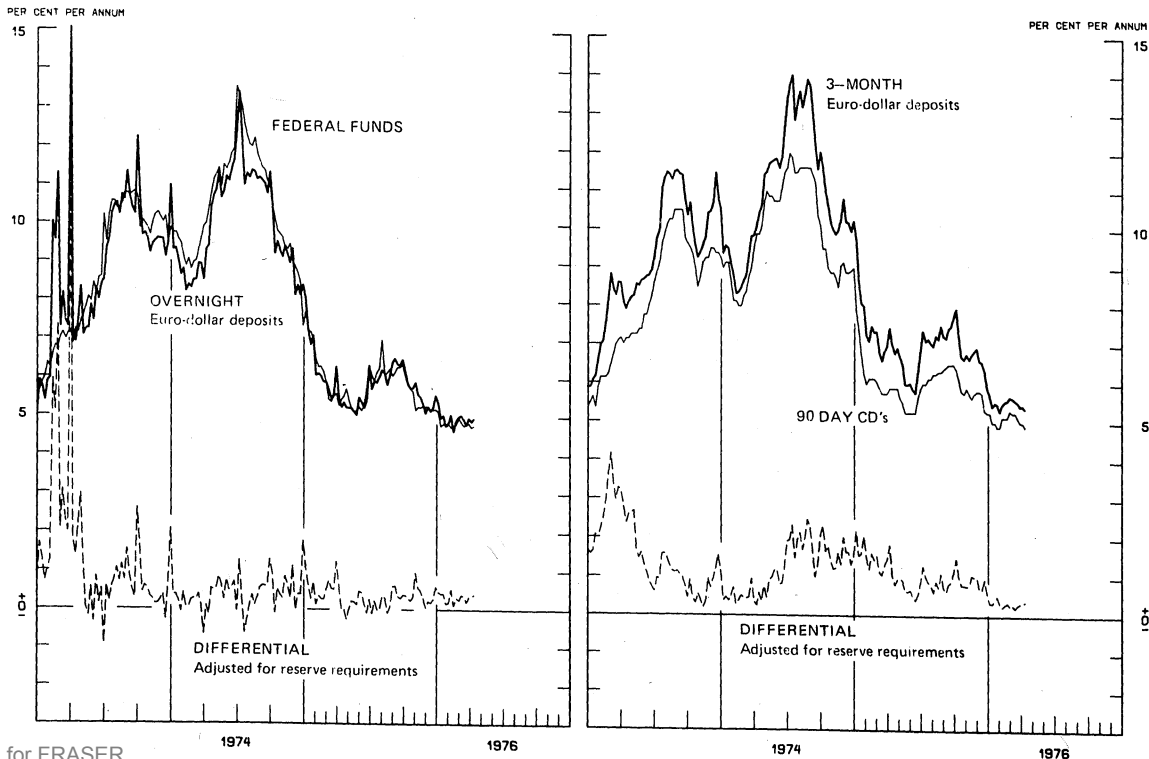


Chart 8
INTEREST ARBITRAGE: 3-MONTH FUNDS
 AVERAGES FOR WEEK ENDING WEDNESDAY
 DIFFERENTIAL: PLUS(+), INDICATES FAVOR DOLLAR ASSETS

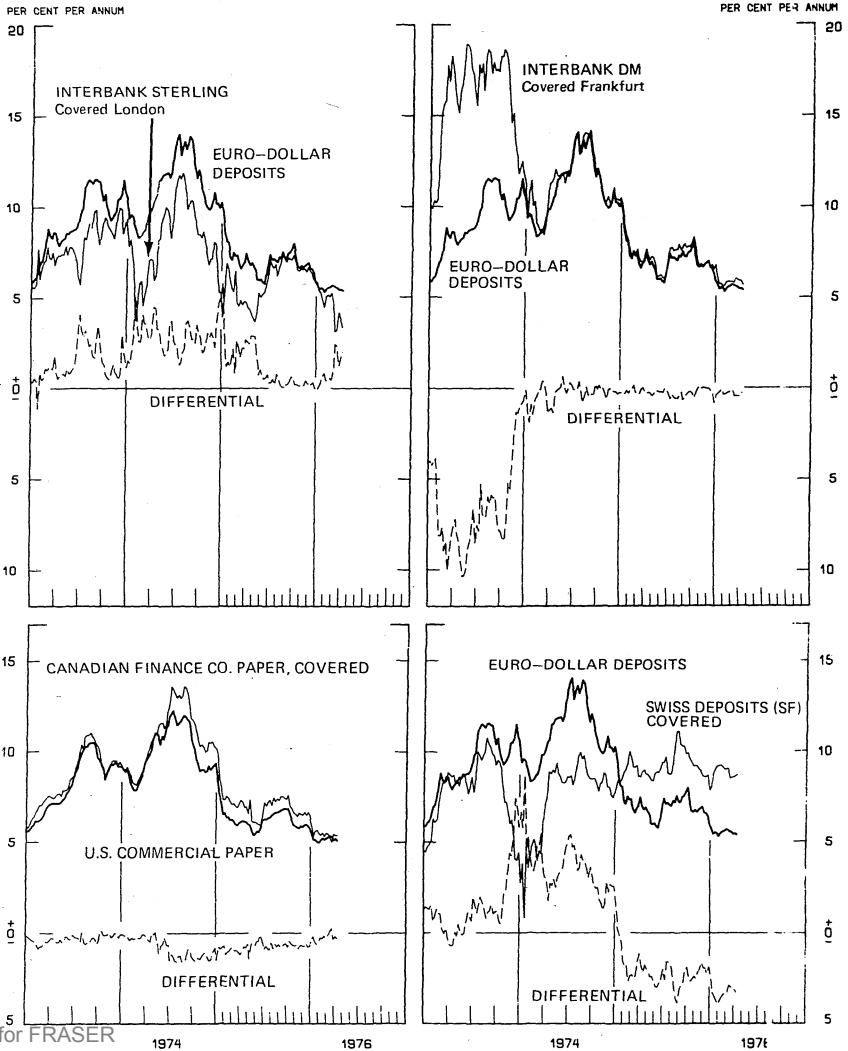


Chart 9
LONG-TERM GOVERNMENT BOND YIELDS
 WEEKLY SERIES

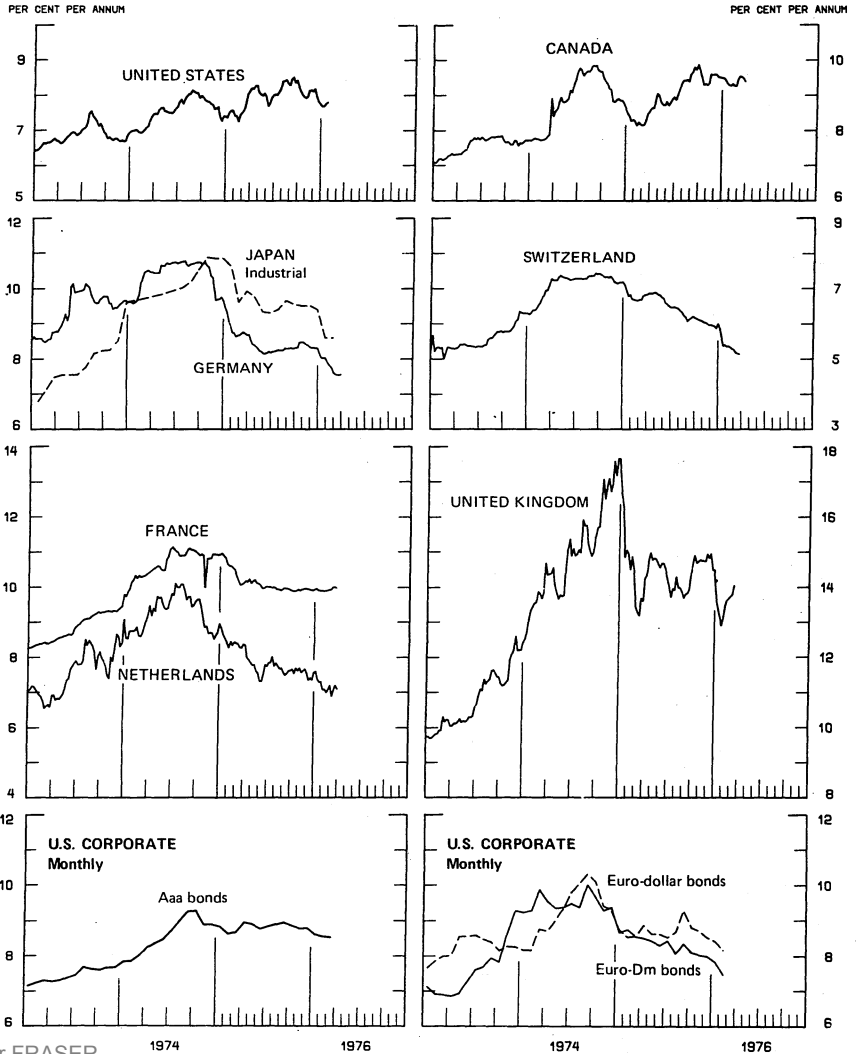
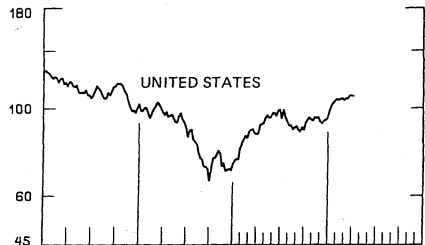
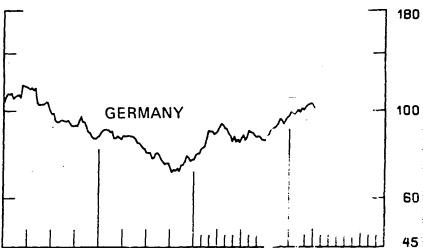
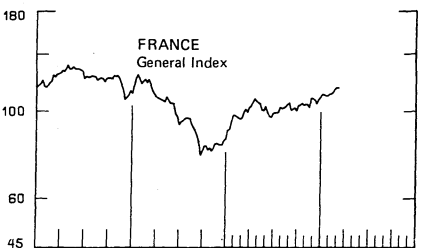
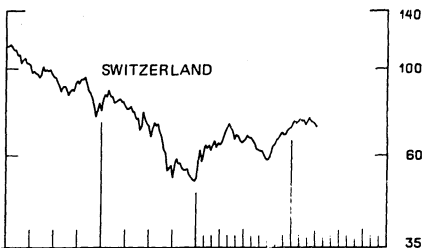
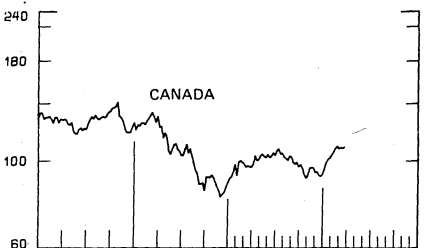
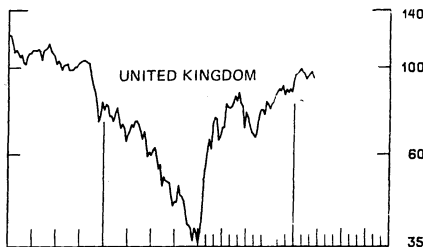
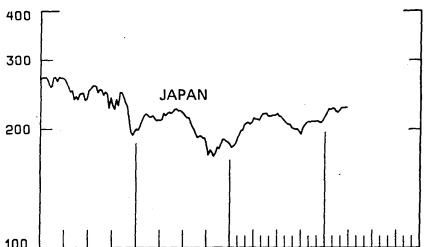


Chart 10
INDUSTRIAL STOCK INDEXES
 WEEKLY SERIES

RATIO SCALE
 1969=100



RATIO SCALE
 1969=100



1974

1976

1974

1976

SERIES NAME

LAST VALUE PLOTTED
DATE VALUE

CHART 1. SPOT EXCHANGE RATES

U.S. DOLLAR, WEIGHTED AVERAGE	APRIL 14	90.28
JAPANESE YEN	APRIL 14	120.77
GERMAN MARK	APRIL 14	144.22
DUTCH GUILDER	APRIL 14	134.78
U.K. POUND	APRIL 14	76.87
CANADIAN DOLLAR	APRIL 14	109.91
FRENCH FRANC	APRIL 14	118.87
SWISS FRANC	APRIL 14	172.76
BELGIAN FRANC	APRIL 14	128.25
ITALIAN LIRA	APRIL 14	70.40

CHART 2. 3-MONTH FORWARD EXCHANGE RATES

CANADIAN DOLLAR	APRIL 14	-4.53
U.K. POUND	APRIL 14	-5.38
GERMAN MARK	APRIL 14	2.05
FRENCH FRANC	APRIL 14	-7.51
SWISS FRANC	APRIL 14	4.17
DUTCH GUILDER	APRIL 14	2.11
JAPANESE YEN	APRIL 14	-0.30

CHART 3. GOLD PRICE IN LONDON

U.S. DOLLAR PER FINE OUNCE	APRIL 14	127.88
----------------------------	----------	--------

CHART 4. CALL MONEY RATES

U.S. FEDERAL FUNDS	APRIL 14	4.77
OVERNIGHT EURO-DOLLAR DEPOSITS	APRIL 14	4.96
U.K. 2-DAY LOCAL AUTHORITY DEPOSITS	APRIL 9	7.88
CANADA	APRIL 2	9.00
GERMANY	APRIL 9	3.40
EURO-DM	APRIL 2	3.15
JAPAN	APRIL 9	6.75
FRANCE	APRIL 9	7.50
NETHERLANDS	APRIL 2	2.93
EURO-SWISS FRANC	APRIL 2	0.74

CHART 5. 3-MONTH INTEREST RATES

U.S. CD'S (60-89 DAYS)	APRIL 14	4.88
GERMAN INTERBANK LOAN	APRIL 14	3.60
JAPANESE COMPOSITE LOAN	FEB.	8.35
EURO-DOLLAR DEPOSIT	APRIL 14	5.36
CANADIAN FINANCE COMPANY PAPER	APRIL 14	9.90
INTERBANK STERLING	APRIL 14	8.74
SWISS DEPOSIT	APRIL 14	4.50

SERIES NAME

LAST VALUE PLOTTED
DATE VALUE

CHART 6. EURO-DOLLAR DEPOSIT RATES: LONDON

OVERNIGHT	APRIL 14	4.96
7-DAY	APRIL 14	4.90
1-MONTH	APRIL 14	5.06
3-MONTH	APRIL 14	5.36
6-MONTH	APRIL 14	5.99
1-YEAR	APRIL 14	6.80

CHART 7. SELECTED EURO-DOLLAR AND U.S. MONEY MARKET RATES

OVERNIGHT EURO-DOLLAR DEPOSITS	APRIL 14	4.96
U.S. FEDERAL FUNDS	APRIL 14	4.77
DIFFERENTIAL ADJ. FOR RESERVE REQUIREMENTS	APRIL 14	0.40
3-MONTH EURO-DOLLAR DEPOSIT RATE	APRIL 14	5.36
U.S. CD'S (60-89 DAYS)	APRIL 14	4.88
DIFFERENTIAL ADJ. FOR RESERVE REQUIREMENTS	APRIL 14	0.39

CHART 8. INTEREST ARBITRAGE, 3-MONTH FUNDS

EURO-DOLLAR DEPOSIT	APRIL 14	5.36
INTERBANK STERLING (LONDON), COVERED	APRIL 14	3.35
DIFFERENTIAL	APRIL 14	2.01
U.S. COMMERCIAL PAPER	APRIL 14	5.10
CANADIAN FINANCE CO. PAPER, COVERED	APRIL 14	5.37
DIFFERENTIAL	APRIL 14	-0.27
EURO-DOLLAR DEPOSIT	APRIL 14	5.36
INTERBANK DM (FRANKFURT), COVERED	APRIL 14	5.65
DIFFERENTIAL	APRIL 14	-0.29
EURO-DOLLAR DEPOSIT	APRIL 14	5.36
SWISS DEPOSIT (SF), COVERED	APRIL 14	8.67
DIFFERENTIAL	APRIL 14	-3.31

SERIES NAME

LAST VALUE PLOTTED
DATE VALUE

CHART 9. LONG TERM GOVERNMENT BOND YIELDS

UNITED STATES	APRIL 9	7.57
GERMANY	APRIL 2	7.55
JAPAN (MONTHLY)	FEB.	8.61
SWITZERLAND	MARCH 26	5.14
CANADA	APRIL 2	9.39
FRANCE	MARCH 26	9.98
NETHERLANDS	APRIL 2	7.09
UNITED KINGDOM	MARCH 19	14.05

U.S. CORPORATE

AAA BONDS	MARCH	8.52
EURO-DH BONDS	FEB.	7.47
EURO-DOLLAR BONDS	FEB.	8.17

CHART 10. INDUSTRIAL STOCK INDEXES

UNITED STATES	APRIL 9	107.28
JAPAN	MARCH 26	226.99
CANADA	MARCH 26	108.30
FRANCE	MARCH 12	114.51
UNITED KINGDOM	MARCH 19	93.93
SWITZERLAND	APRIL 9	70.91
GERMANY	APRIL 9	101.21



FEDERAL RESERVE

statistical release

H. 10

FOREIGN EXCHANGE RATES

APRIL 19, 1976

FOR THE WEEK ENDING APRIL 16, 1976

The Board of Governors of the Federal Reserve System is advised that the Federal Reserve Bank of New York has certified for customs purposes the following noon buying rate in New York City for cable transfers payable in foreign currencies:

COUNTRY	MONETARY UNIT	(RATE U.S. CENTS)				
		APR. 12	APR. 13	APR. 14	APR. 15	APR. 16
AUSTRALIA	DOLLAR	123.5700	123.5700	123.7300	123.5000	123.5000
AUSTRIA	SCHILLING	5.49000	5.47000	5.51000	5.50000	5.50000
BELGIUM	FRANC	2.56300	2.56600	2.57000	2.56300	2.56600
CANADA	DOLLAR	101.7100	101.2900	101.1600	101.1100	101.3200
DENMARK	KRONE	16.4800	16.4800	16.5600	16.5900	16.5700
FINLAND	MARKKA	25.9800	25.9500	25.9500	26.0100	26.0100
FRANCE	FRANC	21.3000	21.3600	21.4500	21.4000	21.3700
GERMANY	D. MARK	39.3100	39.3800	39.4600	39.4300	39.4400
INDIA	RUPEE	11.1000	11.1000	11.1000	11.1000	11.1000
IRELAND	POUND	184.5000	185.3000	185.6500	185.2000	185.4000
ITALY	LIRA	0.11000	0.11150	0.11390	0.11400	0.11430
JAPAN	YEN	0.33510	0.33490	0.33550	0.33400	0.33410
MALAYSIA	DOLLAR	38.9700	38.9500	38.9800	39.0000	39.0300
MEXICO	PESO	8.0000	8.0000	8.0000	8.0000	8.0000
NETHERLANDS	GUILDER	37.2100	37.2300	37.3200	37.2700	37.2500
NEW ZEALAND	DOLLAR	99.8300	100.2200	100.3300	100.4100	100.4100
NORWAY	KRONE	18.1800	18.1700	18.2000	18.2000	18.2200
PORTUGAL	ESCUDO	3.3800	3.3600	3.3700	3.3800	3.3700
SOUTH AFRICA	RAND	114.8500	114.8500	114.8500	114.8500	114.8500
SPAIN	PESATA	1.4850	1.4848	1.4850	1.4859	1.4855
SRI LANKA	RUPEE	12.4000	12.4000	12.4000	12.4000	12.4000
SWEDEN	KRONA	22.6700	22.6700	22.6900	22.7000	22.7000
SWITZERLAND	FRANC	39.3900	39.5000	39.6600	39.5900	39.4400
UNITED KINGDOM	POUND	184.5000	185.3000	185.6500	185.2000	185.4000

10