

# Selected Interest & Exchange Rates

## Weekly Series of Charts

**APRIL 12, 1976**

**Prepared by the  
FINANCIAL MARKETS  
SECTION**

**DIVISION OF  
INTERNATIONAL FINANCE**

**BOARD OF GOVERNORS  
FEDERAL RESERVE SYSTEM  
Washington, D.C. 20551**

---

# Table of Contents

## TABLES

1. LATEST FIGURES PLOTTED
2. DAILY CERTIFIED SPOT EXCHANGE RATES--H.10 RELEASE

## CHARTS

1. SPOT EXCHANGE RATE INDEXES
2. 3-MONTH FORWARD EXCHANGE RATES
3. GOLD PRICE--LONDON
4. CALL MONEY RATES
5. 3-MONTH INTEREST RATES
6. EURO-DOLLAR DEPOSIT RATES
7. SELECTED EURO-DOLLAR AND U.S. MONEY MARKET RATES
8. INTEREST ARBITRAGE: 3-MONTH FUNDS
9. LONG-TERM GOVERNMENT BOND YIELDS
10. INDUSTRIAL STOCK INDEXES

## SUBSCRIPTION RATES:

Weekly \$15.00 per year or \$.40 each in the United States, its possessions, Canada, and Mexico; 10 or more of the same issue to one address, \$13.50 per year or \$.35 each. Elsewhere, \$20.00 per year or \$.50 each. Address requests to Publications Services, Division of Administrative Services, and make payment remittance payable to the order of the Board of Governors of the Federal Reserve System in a form collectible at par in U.S. Currency.


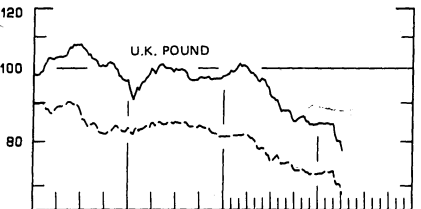
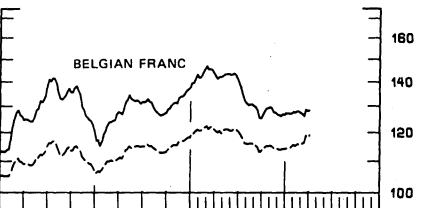
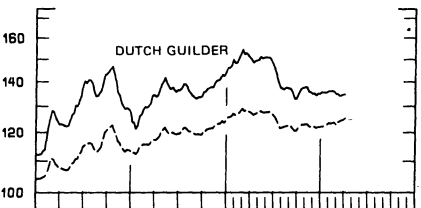
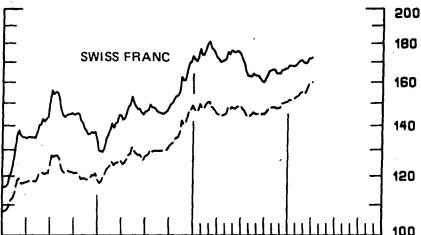
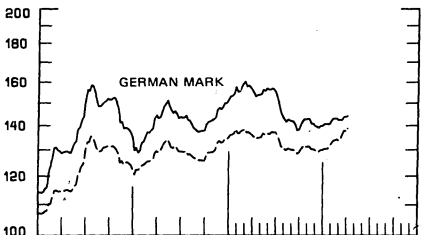
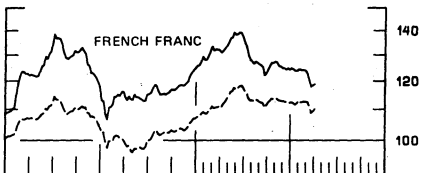
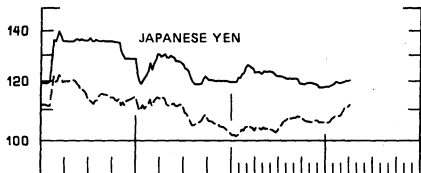
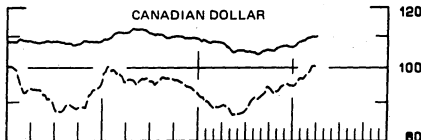
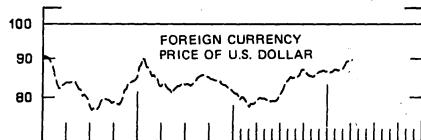
Chart 1

### SPOT EXCHANGE RATES

DOLLAR PRICES OF FOREIGN CURRENCIES AND WEIGHTED AVERAGE VALUES (DASHED LINE)  
AVERAGES FOR WEEK ENDING WEDNESDAY

RATIO SCALE  
MAY 1970 PARITY=100

RATIO SCALE  
MAY 1970 PARITY=100



1974

1976

1974

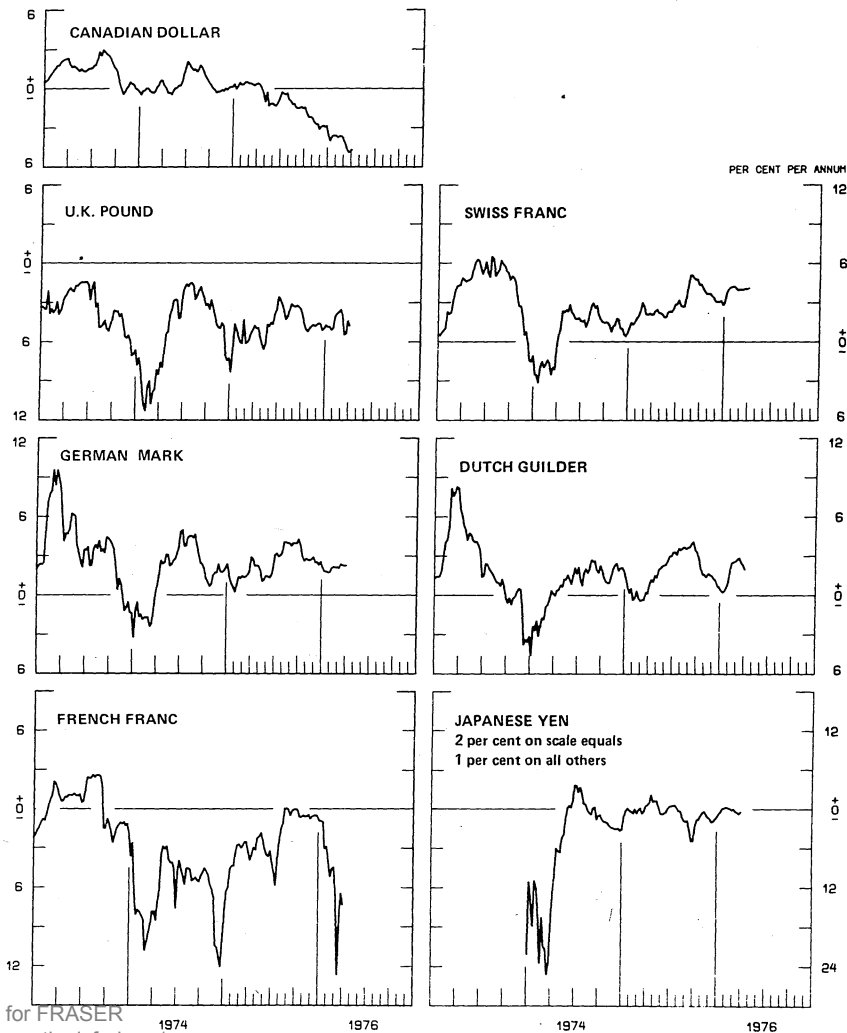
1976

Chart 2  
**3-MONTH FORWARD EXCHANGE RATES**  
 PREMIUMS (+), OR DISCOUNT (-)

AVERAGES FOR WEEK ENDING WEDNESDAY

PER CENT PER ANNUM

PER CENT PER ANNUM



5

Chart 3  
**PRICE OF GOLD IN LONDON**  
AVERAGES FOR WEEK ENDING WEDNESDAY

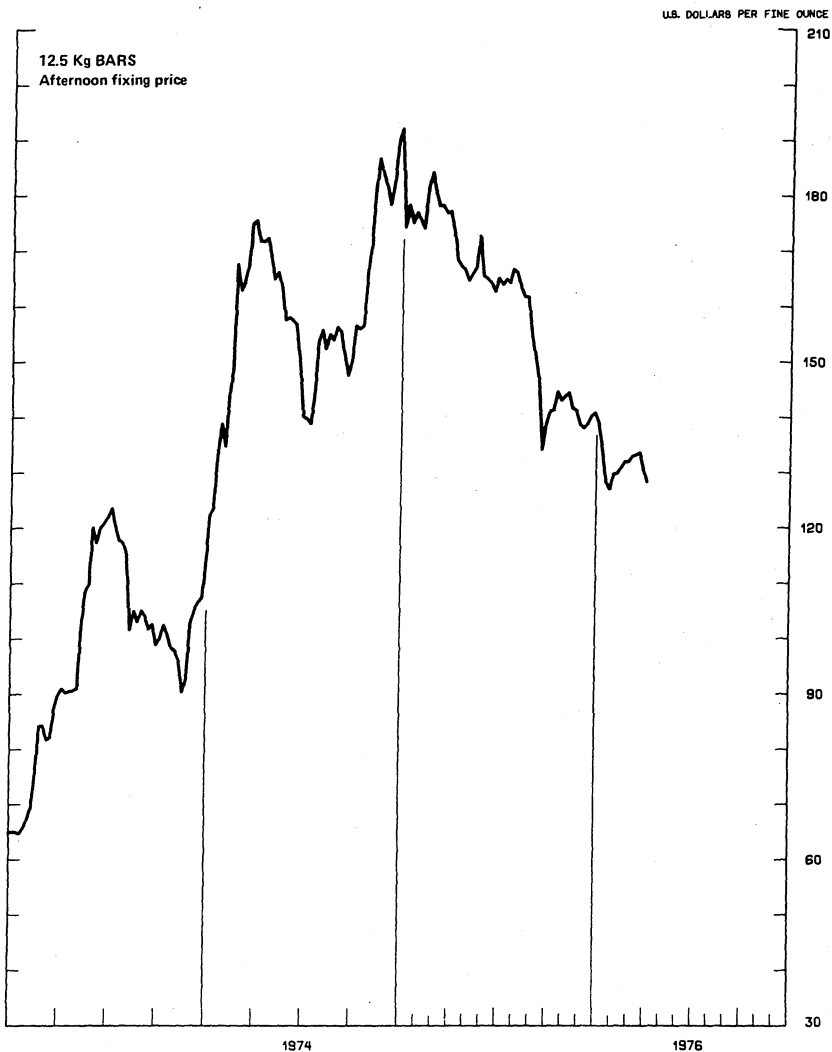


Chart 4  
**CALL MONEY RATES**  
 WEEKLY SERIES

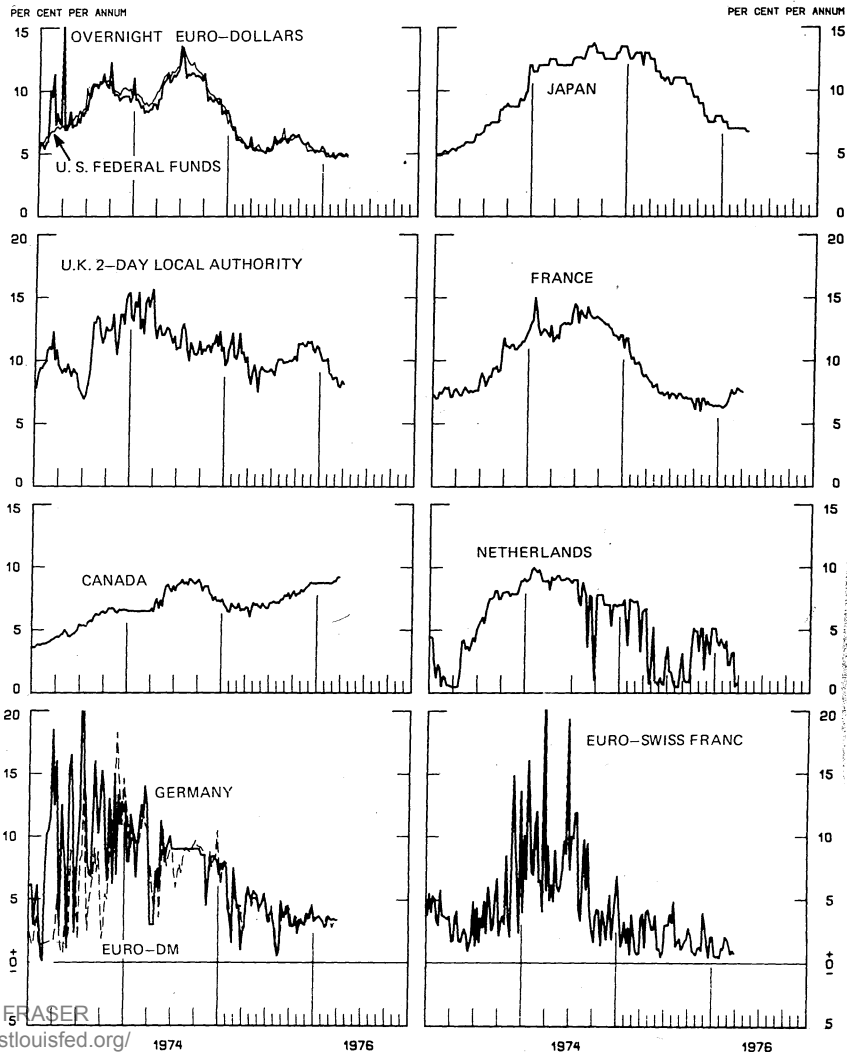


Chart 5  
**3-MONTH INTEREST RATES**  
 WEEKLY SERIES

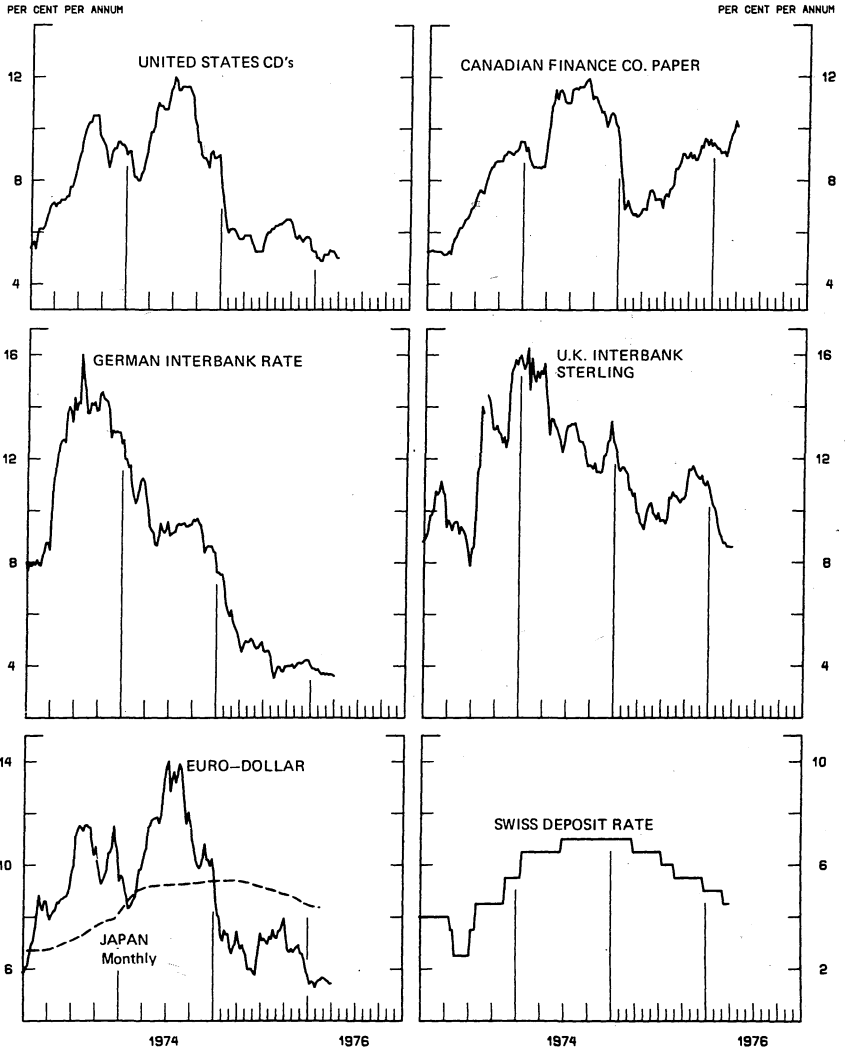


Chart 6  
**EURO-DOLLAR DEPOSIT RATES London**  
AVERAGES FOR WEEK ENDING WEDNESDAY

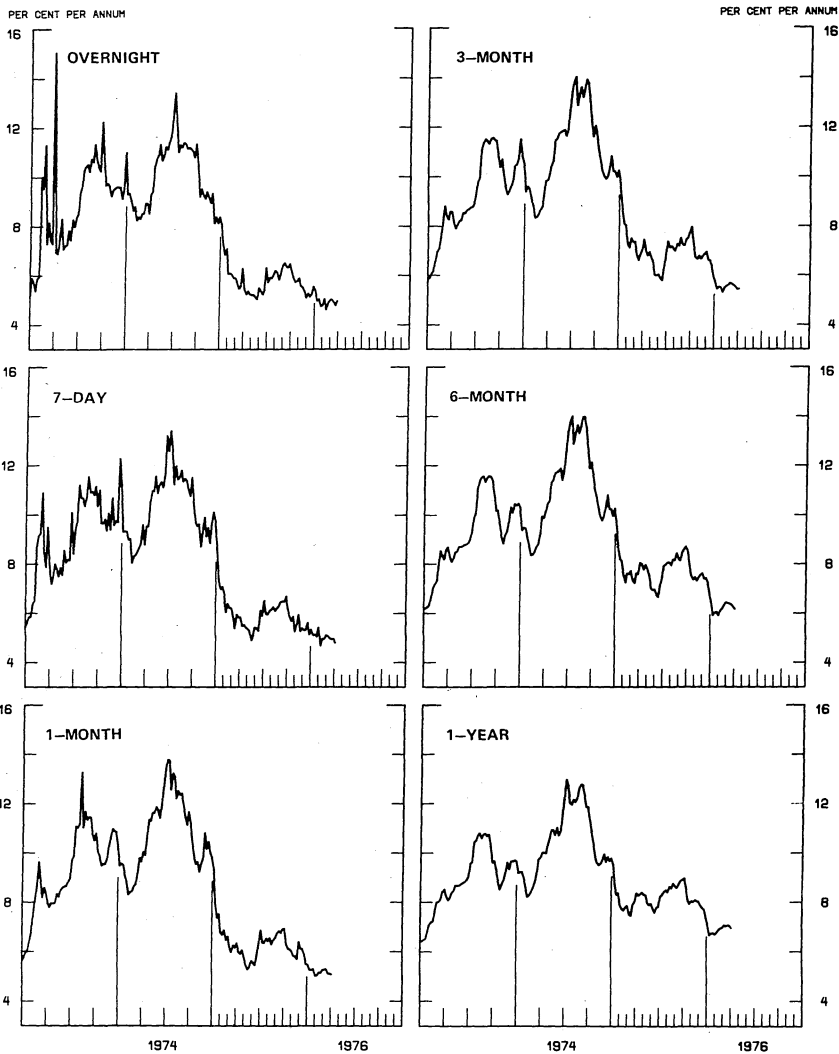
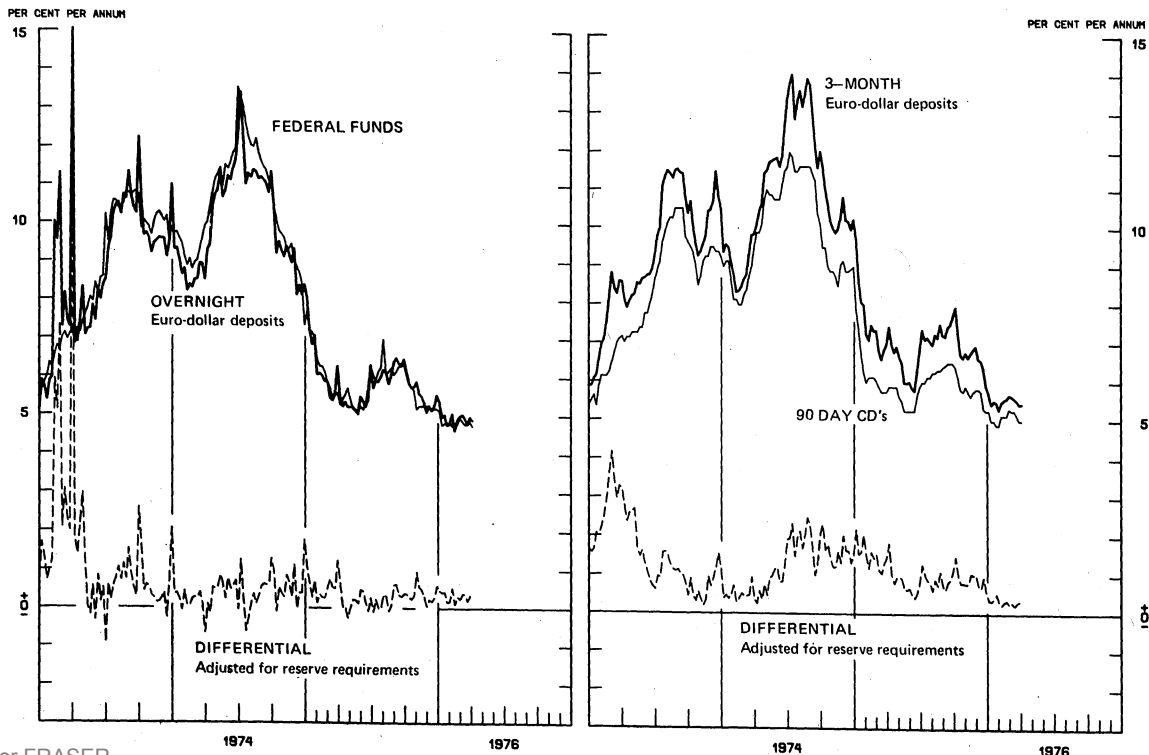




Chart 7  
**SELECTED EURO-DOLLAR AND U.S. MONEY MARKET RATES**  
 AVERAGES FOR WEEK ENDING WEDNESDAY



9

Chart 8

### INTEREST ARBITRAGE: 3-MONTH FUNDS

AVERAGES FOR WEEK ENDING WEDNESDAY

DIFFERENTIAL: PLUS(+), INDICATES FAVOR DOLLAR ASSETS

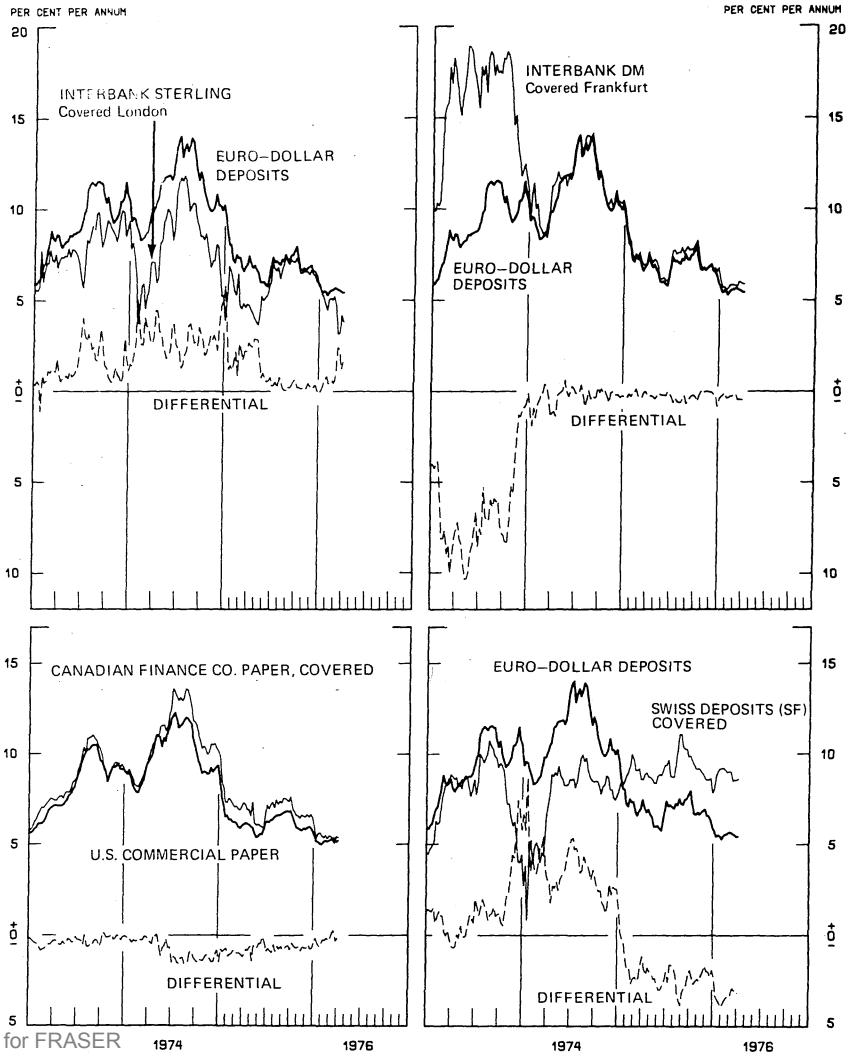


Chart 9  
**LONG-TERM GOVERNMENT BOND YIELDS**  
 WEEKLY SERIES

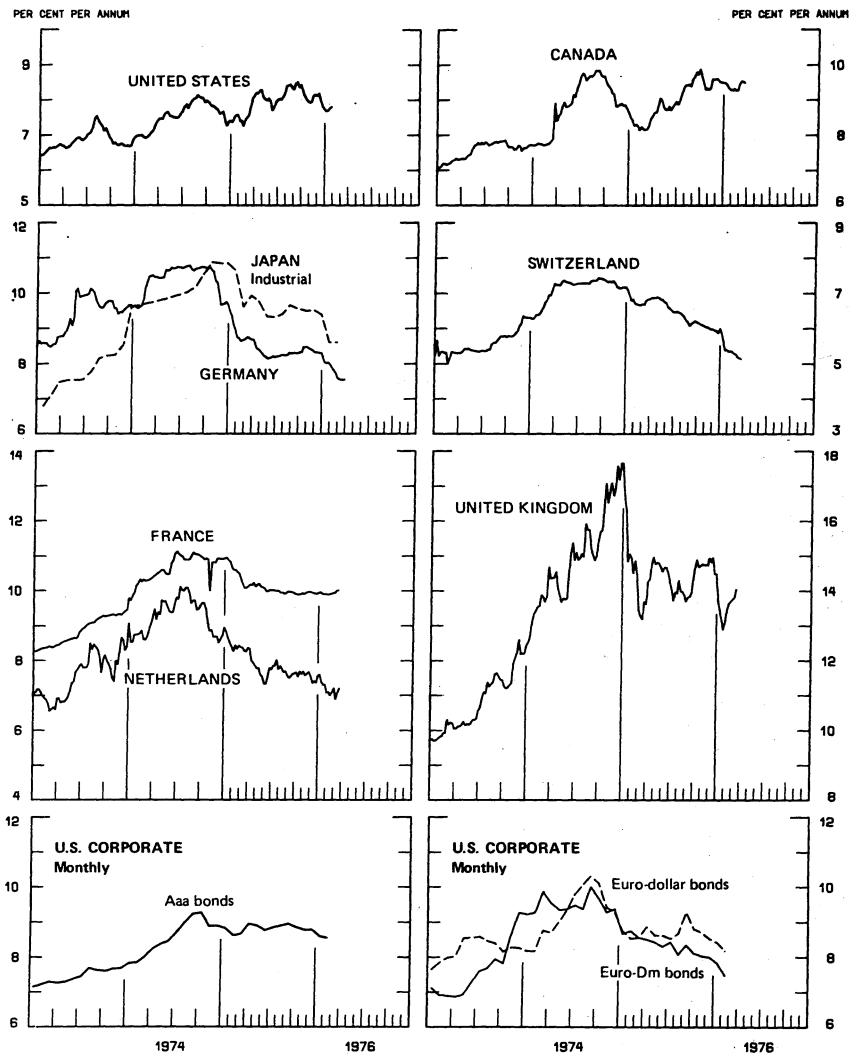
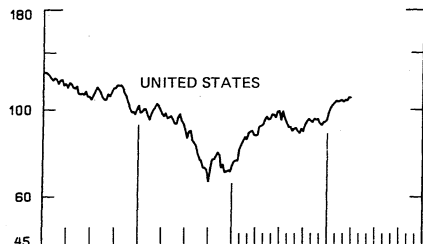
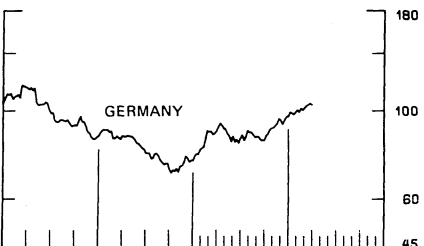
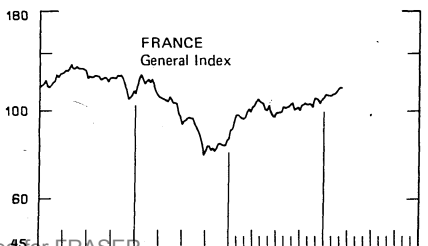
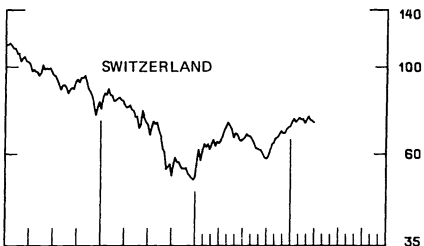
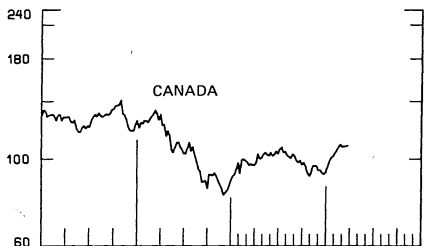
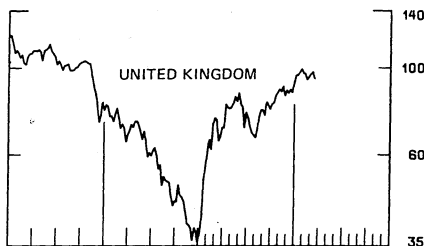
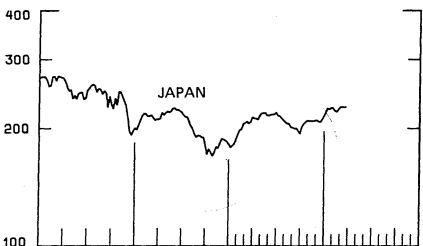


Chart 10  
**INDUSTRIAL STOCK INDEXES**  
 WEEKLY SERIES

RATIO SCALE  
 1969=100



RATIO SCALE  
 1969=100



1974

1976

1974

1976

SERIES NAME

LAST VALUE PLOTTED  
DATE VALUE

CHART 1. SPOT EXCHANGE RATES

U.S. DOLLAR, WEIGHTED AVERAGE	APRIL 7	89.66
JAPANESE YEN	APRIL 7	120.32
GERMAN MARK	APRIL 7	144.17
DUTCH GUILDER	APRIL 7	134.63
U.K. POUND	APRIL 7	77.88
CANADIAN DOLLAR	APRIL 7	110.00
FRENCH FRANC	APRIL 7	118.84
SWISS FRANC	APRIL 7	172.32
BELGIAN FRANC	APRIL 7	128.31
ITALIAN LIRA	APRIL 7	73.06

CHART 2. 3-MONTH FORWARD EXCHANGE RATES

CANADIAN DOLLAR	APRIL 7	-4.71
U.K. POUND	APRIL 7	-4.80
GERMAN MARK	APRIL 7	2.27
FRENCH FRANC	APRIL 7	-7.33
SWISS FRANC	APRIL 7	4.11
DUTCH GUILDER	APRIL 7	1.98
JAPANESE YEN	APRIL 7	-0.45

CHART 3. GOLD PRICE IN LONDON

U.S. DOLLAR PER FINE OUNCE	APRIL 7	128.31
----------------------------	---------	--------

CHART 4. CALL MONEY RATES

U.S. FEDERAL FUNDS	APRIL 7	4.73
OVERNIGHT EURO-DOLLAR DEPOSITS	APRIL 7	4.88
U.K. 2-DAY LOCAL AUTHORITY DEPOSITS	APRIL 2	8.13
CANADA	MARCH 26	9.20
GERMANY	APRIL 2	3.40
EURO-DM	MARCH 26	3.35
JAPAN	APRIL 9	6.75
FRANCE	APRIL 2	7.50
NETHERLANDS	MARCH 26	0.75
EURO-SWISS FRANC	MARCH 26	0.77

CHART 5. 3-MONTH INTEREST RATES

U.S. CD'S (60-89 DAYS)	APRIL 7	5.00
GERMAN INTERBANK LOAN	APRIL 7	3.60
JAPANESE COMPOSITE LOAN	FEB.	8.35
EURO-DOLLAR DEPOSIT	APRIL 7	5.44
CANADIAN FINANCE COMPANY PAPER	APRIL 7	10.07
INTERBANK STERLING	APRIL 7	8.61
SWISS DEPOSIT	APRIL 7	4.50

SERIES NAME

LAST VALUE PLOTTED  
DATE VALUE

CHART 6. EURO-DOLLAR DEPOSIT RATES: LONDON

OVERNIGHT	APRIL 7	4.88
7-DAY	APRIL 7	4.79
1-MONTH	APRIL 7	5.06
3-MONTH	APRIL 7	5.44
6-MONTH	APRIL 7	6.15
1-YEAR	APRIL 7	6.95

CHART 7. SELECTED EURO-DOLLAR AND U.S. MONEY MARKET RATES

OVERNIGHT EURO-DOLLAR DEPOSITS	APRIL 7	4.88
U.S. FEDERAL FUNDS	APRIL 7	4.73
DIFFERENTIAL ADJ. FOR RESERVE REQUIREMENTS	APRIL 7	0.35
3-MONTH EURO-DOLLAR DEPOSIT RATE	APRIL 7	5.44
U.S. CD'S (60-89 DAYS)	APRIL 7	5.00
DIFFERENTIAL ADJ. FOR RESERVE REQUIREMENTS	APRIL 7	0.35

CHART 8. INTEREST ARBITRAGE, 3-MONTH FUNDS

EURO-DOLLAR DEPOSIT	APRIL 7	5.44
INTERBANK STERLING (LONDON), COVERED	APRIL 7	3.81
DIFFERENTIAL	APRIL 7	1.62
U.S. COMMERCIAL PAPER	APRIL 7	5.20
CANADIAN FINANCE CO. PAPER, COVERED	APRIL 7	5.36
DIFFERENTIAL	APRIL 7	-0.16
EURO-DOLLAR DEPOSIT	APRIL 7	5.44
INTERBANK DM (FRANKFURT), COVERED	APRIL 7	5.87
DIFFERENTIAL	APRIL 7	-0.44
EURO-DOLLAR DEPOSIT	APRIL 7	5.44
SWISS DEPOSIT (SF), COVERED	APRIL 7	8.61
DIFFERENTIAL	APRIL 7	-3.17

SERIES NAME

LAST VALUE PLOTTED  
DATE VALUE

CHART 9. LONG TERM GOVERNMENT BOND YIELDS

UNITED STATES	APRIL 2	7.66
GERMANY	APRIL 2	7.55
JAPAN (MONTHLY)	FEB.	8.61
SWITZERLAND	MARCH 26	5.14
CANADA	MARCH 26	9.48
FRANCE	MARCH 19	10.01
NETHERLANDS	MARCH 26	7.20
UNITED KINGDOM	MARCH 19	14.05

U.S. CORPORATE

AAA BONDS	FEB.	8.55
EURO-DM BONDS	FEB.	7.47
EURO-DOLLAR BONDS	FEB.	8.17

CHART 10. INDUSTRIAL STOCK INDEXES

UNITED STATES	APRIL 2	107.50
JAPAN	MARCH 26	226.99
CANADA	MARCH 26	108.30
FRANCE	MARCH 12	114.51
UNITED KINGDOM	MARCH 19	93.93
SWITZERLAND	APRIL 2	72.09
GERMANY	APRIL 2	103.55



# FEDERAL RESERVE

statistical release

H.10

## FOREIGN EXCHANGE RATES

APRIL 9, 1976

FOR THE WEEK ENDING APRIL 9, 1976

The Board of Governors of the Federal Reserve System is advised that the Federal Reserve Bank of New York has certified for customs purposes the following noon buying rate in New York City for cable transfers payable in foreign currencies:

COUNTRY	MONETARY UNIT	(RATE U.S. CENTS)				
		APR. 5	APR. 6	APR. 7	APR. 8	APR. 9
AUSTRALIA	DOLLAR	124.0000	123.7500	123.9000	123.9400	123.7200
AUSTRIA	SCHILLING	5.47000	5.48000	5.47000	5.50000	5.49000
BELGIUM	FRANC	2.56630	2.56630	2.56430	2.56400	2.56200
CANADA	DOLLAR	101.7500	101.8000	101.9800	102.1600	102.0200
DENMARK	KRONE	16.5100	16.5700	16.5100	16.5300	16.4800
FINLAND	MARKKA	26.0300	26.0400	26.0400	26.0200	25.9800
FRANCE	FRANC	21.3900	21.4200	21.4400	21.4700	21.4300
GERMANY	D. MARK	39.3600	39.4200	39.2800	39.4800	39.3900
INDIA	RUPEE	11.1000	11.1000	11.1000	11.1000	11.1000
IRELAND	POUND	186.4500	186.0000	186.6200	183.4000	183.6500
ITALY	LIRA	0.11680	0.11620	0.11540	0.11420	0.11360
JAPAN	YEN	0.33410	0.33440	0.33460	0.33620	0.33570
MALAYSIA	DOLLAR	39.0800	39.0000	39.0100	38.9900	39.0100
MEXICO	PESO	8.0000	8.0000	8.0000	8.0000	8.0000
NETHERLANDS	GUILDER	37.1700	37.2100	37.1800	37.2200	37.1800
NEW ZEALAND	DOLLAR	100.8000	100.4500	100.5000	100.5400	99.6000
NORWAY	KRONE	18.1300	18.2000	18.1700	18.1900	18.1800
PORTUGAL	ESCUDDO	3.3900	3.3800	3.3900	3.3800	3.3900
SOUTH AFRICA	RAND	114.8000	114.8000	114.8000	114.8000	114.8500
SPAIN	PESATA	1.4890	1.4890	1.4880	1.4875	1.4850
SRI LANKA	RUPEE	12.4500	12.4500	12.4500	12.4500	12.4000
SWEDEN	KRONA	22.6600	22.6800	22.6500	22.6900	22.6600
SWITZERLAND	FRANC	39.3700	39.4300	39.3000	39.5500	39.4300
UNITED KINGDOM	POUND	186.4500	186.0000	186.6200	183.4000	183.6500

10