

# Selected Interest & Exchange Rates

## Weekly Series of Charts

**MARCH 29, 1976**

Prepared by the  
**FINANCIAL MARKETS  
SECTION**

**DIVISION OF  
INTERNATIONAL FINANCE**

**BOARD OF GOVERNORS  
FEDERAL RESERVE SYSTEM  
Washington, D.C. 20551**

---

2

# Table of Contents

## TABLES

1. LATEST FIGURES PLOTTED
2. DAILY CERTIFIED SPOT EXCHANGE RATES--H.10 RELEASE

## CHARTS

1. SPOT EXCHANGE RATE INDEXES
2. 3-MONTH FORWARD EXCHANGE RATES
3. GOLD PRICE--LONDON
4. CALL MONEY RATES
5. 3-MONTH INTEREST RATES
6. EURO-DOLLAR DEPOSIT RATES
7. SELECTED EURO-DOLLAR AND U.S. MONEY MARKET RATES
8. INTEREST ARBITRAGE: 3-MONTH FUNDS
9. LONG-TERM GOVERNMENT BOND YIELDS
10. INDUSTRIAL STOCK INDEXES

## SUBSCRIPTION RATES:


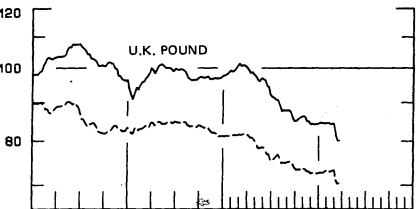
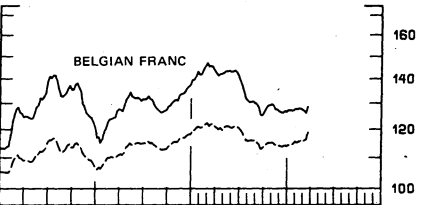
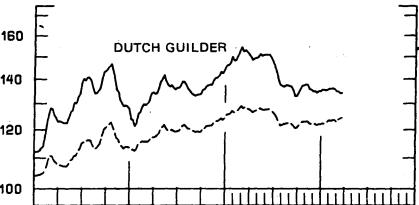
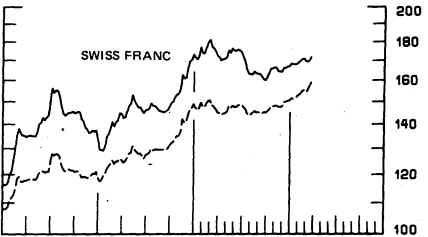
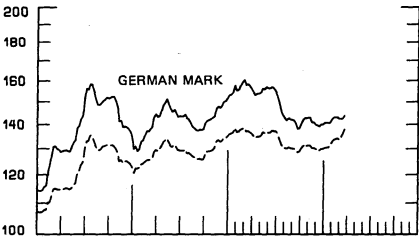
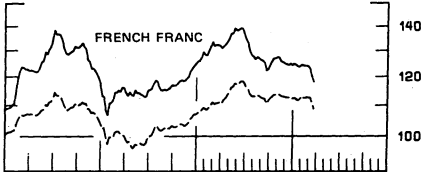
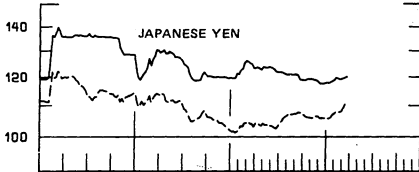
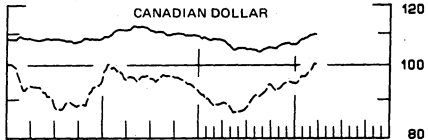
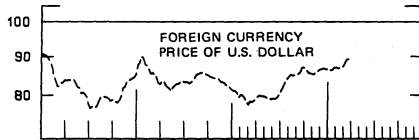
Weekly \$15.00 per year or \$.40 each in the United States, its possessions, Canada, and Mexico; 10 or more of the same issue to one address, \$13.50 per year or \$.35 each. Elsewhere, \$20.00 per year or \$.50 each. Address requests to Publications Services, Division of Administrative Services, and make payment remittance payable to the order of the Board of Governors of the Federal Reserve System in a form collectible at par in U.S. Currency.

# Chart 1 SPOT EXCHANGE RATES

DOLLAR PRICES OF FOREIGN CURRENCIES AND WEIGHTED AVERAGE VALUES (DASHED LINE)  
AVERAGES FOR WEEK ENDING WEDNESDAY

RATIO SCALE  
MAY 1970 PARITY=100

RATIO SCALE  
MAY 1970 PARITY=100



1974

1976

1974

1976

Chart 2  
**3-MONTH FORWARD EXCHANGE RATES**  
 PREMIUMS (+), OR DISCOUNT (-)  
 AVERAGES FOR WEEK ENDING WEDNESDAY

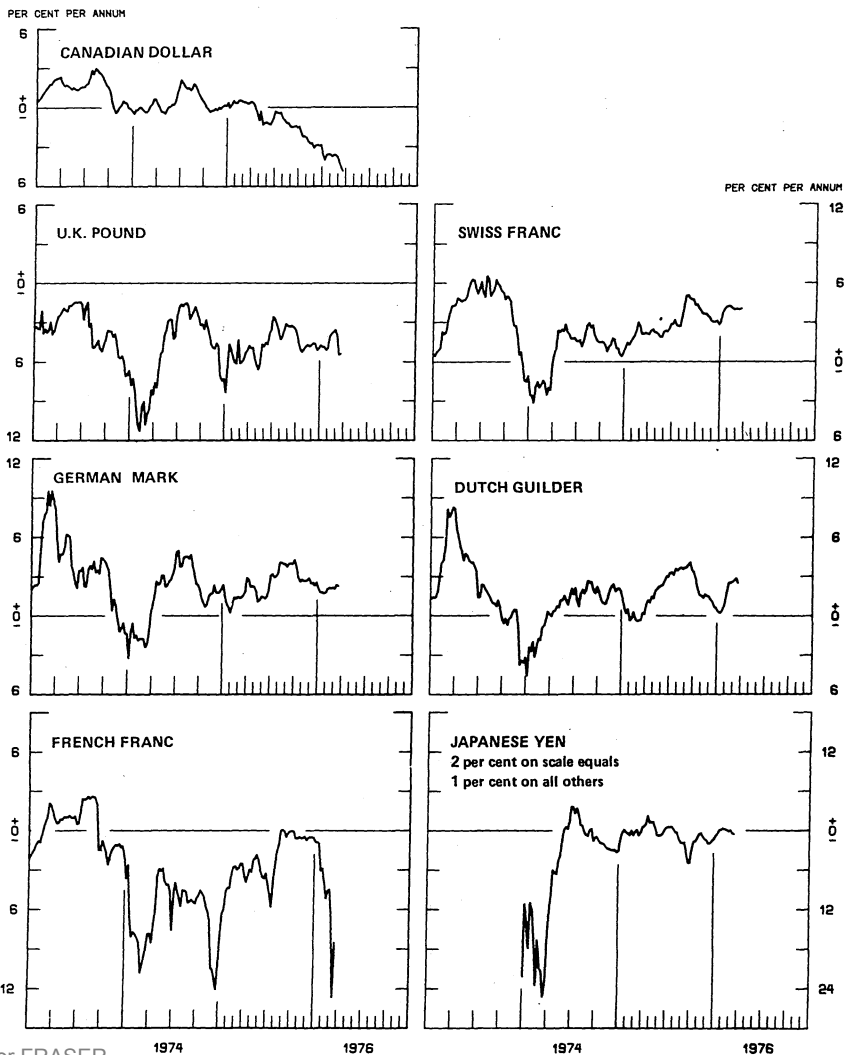


Chart 3  
**PRICE OF GOLD IN LONDON**  
AVERAGES FOR WEEK ENDING WEDNESDAY

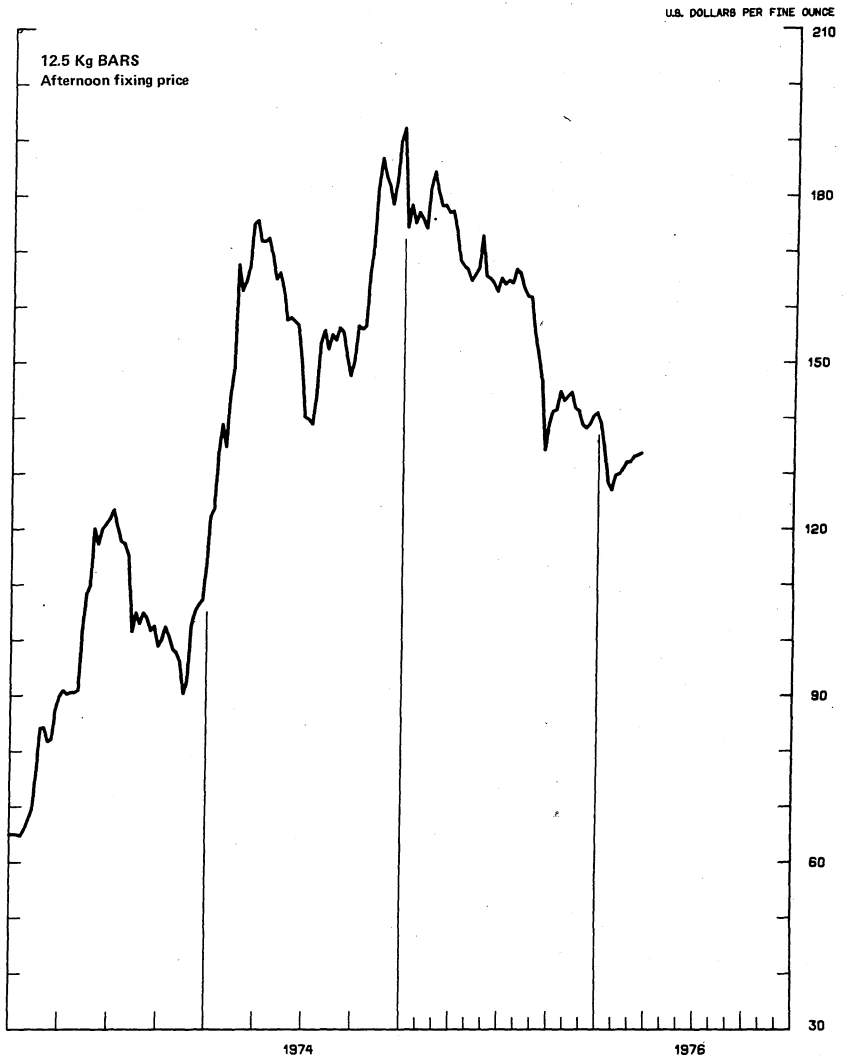
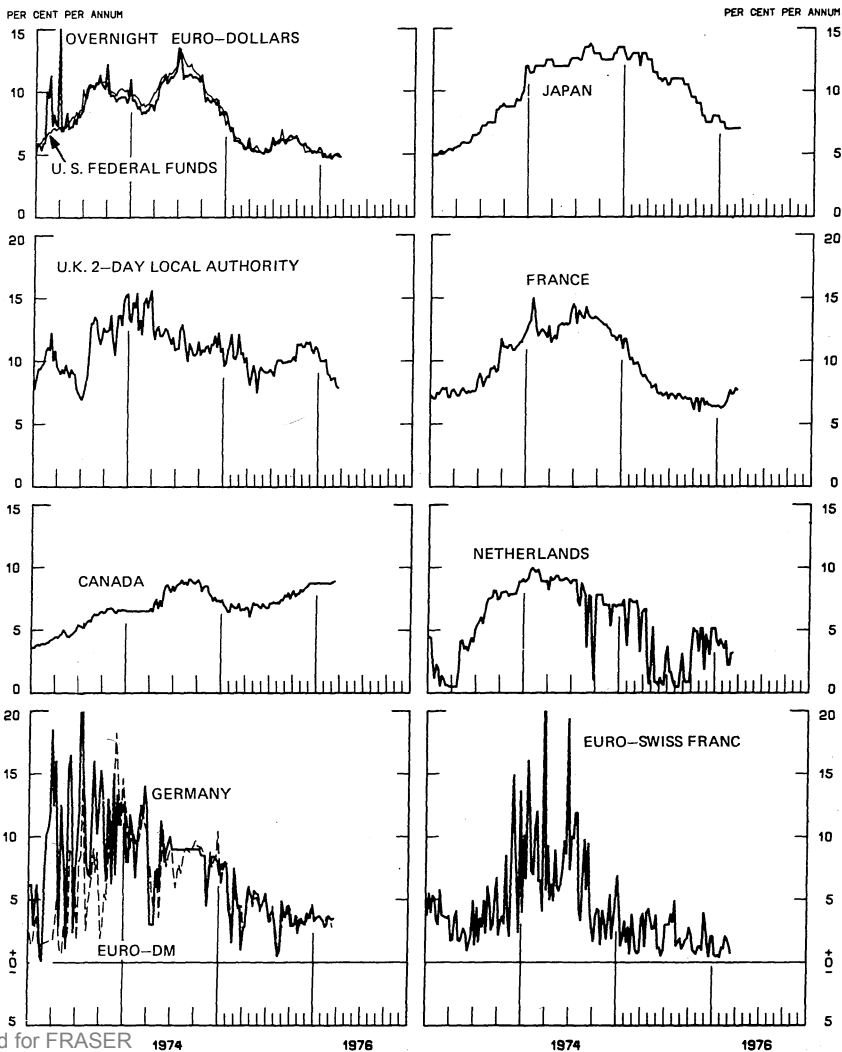


Chart 4  
**CALL MONEY RATES**  
 WEEKLY SERIES



7

Chart 5  
**3-MONTH INTEREST RATES**  
 WEEKLY SERIES

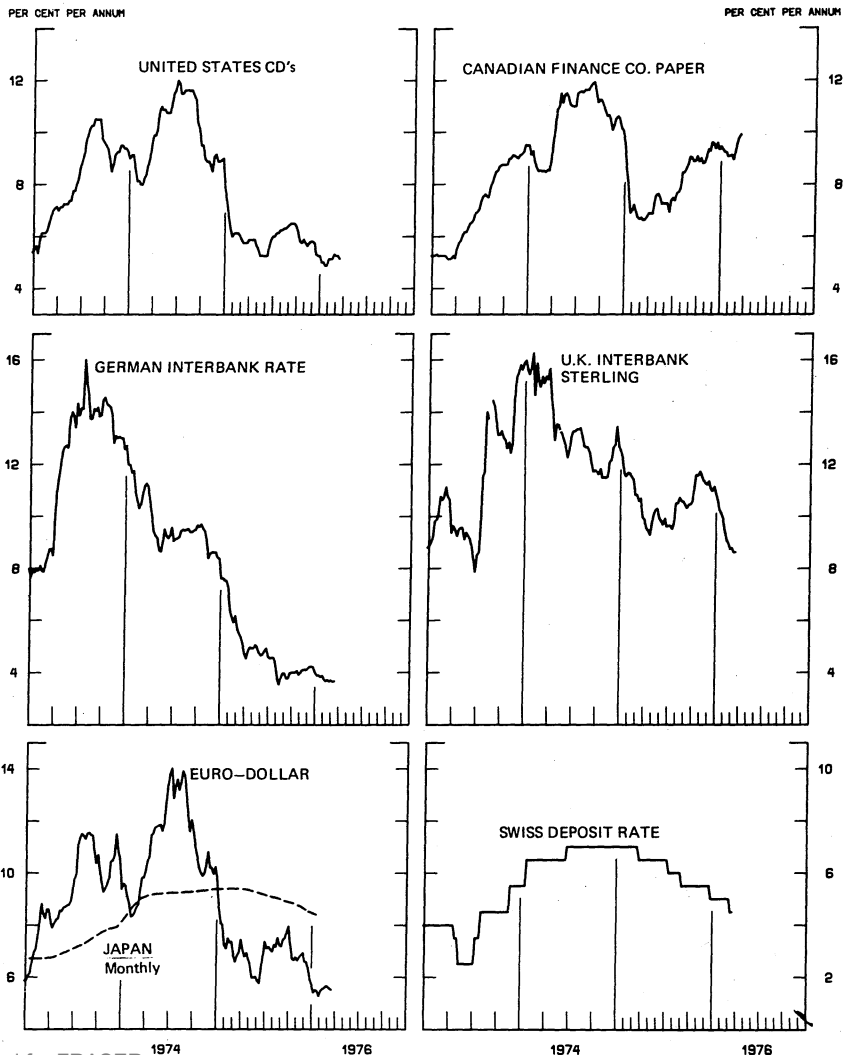


Chart 6  
**EURO-DOLLAR DEPOSIT RATES London**  
AVERAGES FOR WEEK ENDING WEDNESDAY

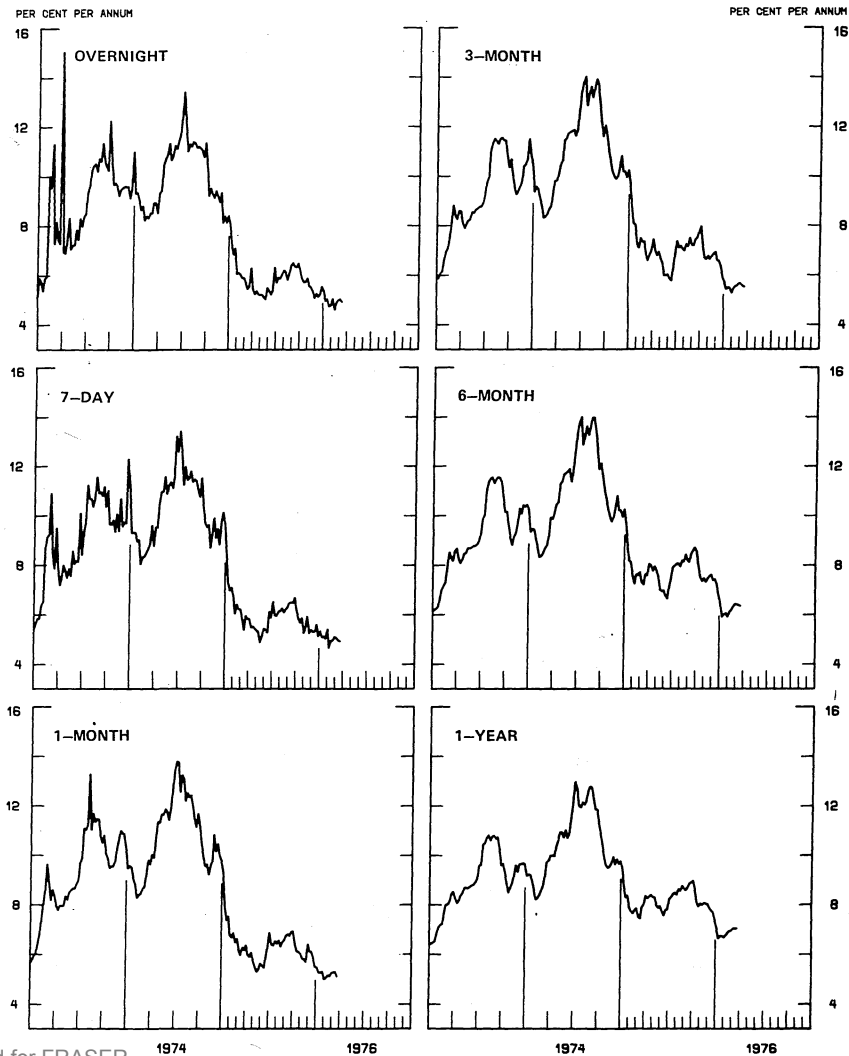




Chart 7  
**SELECTED EURO-DOLLAR AND U.S. MONEY MARKET RATES**  
 AVERAGES FOR WEEK ENDING WEDNESDAY

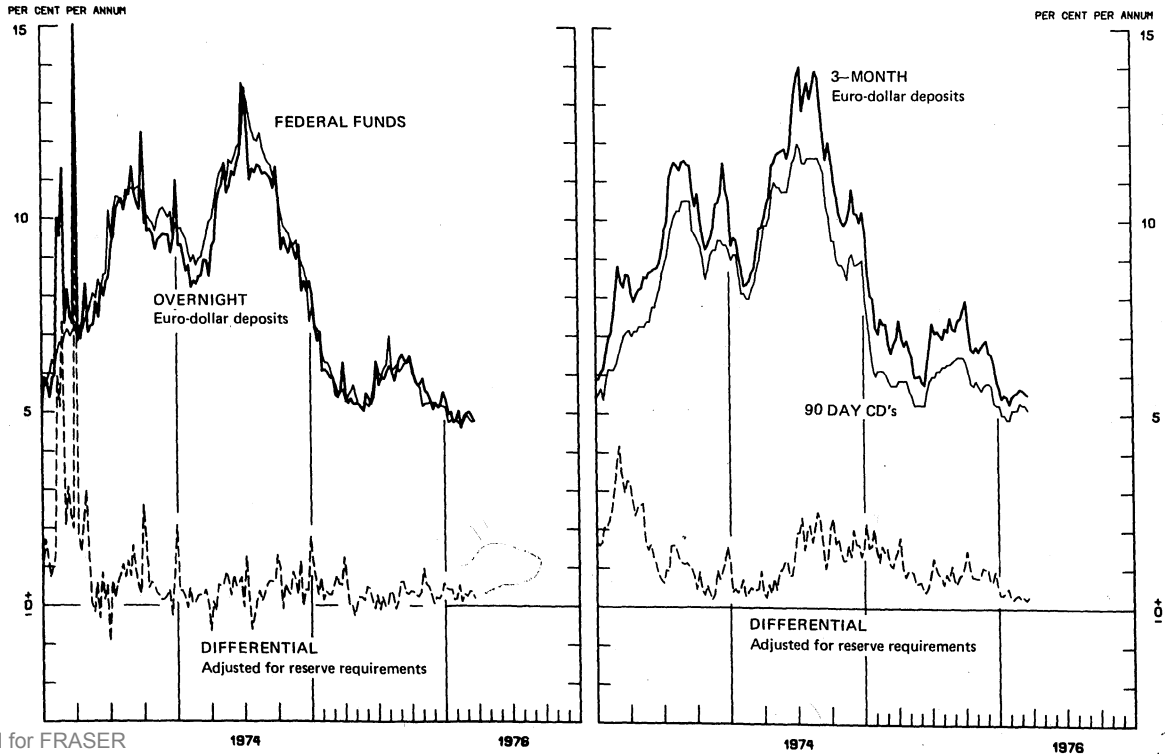


Chart 8

### INTEREST ARBITRAGE: 3-MONTH FUNDS

AVERAGES FOR WEEK ENDING WEDNESDAY

DIFFERENTIAL: PLUS(+), INDICATES FAVOR DOLLAR ASSETS

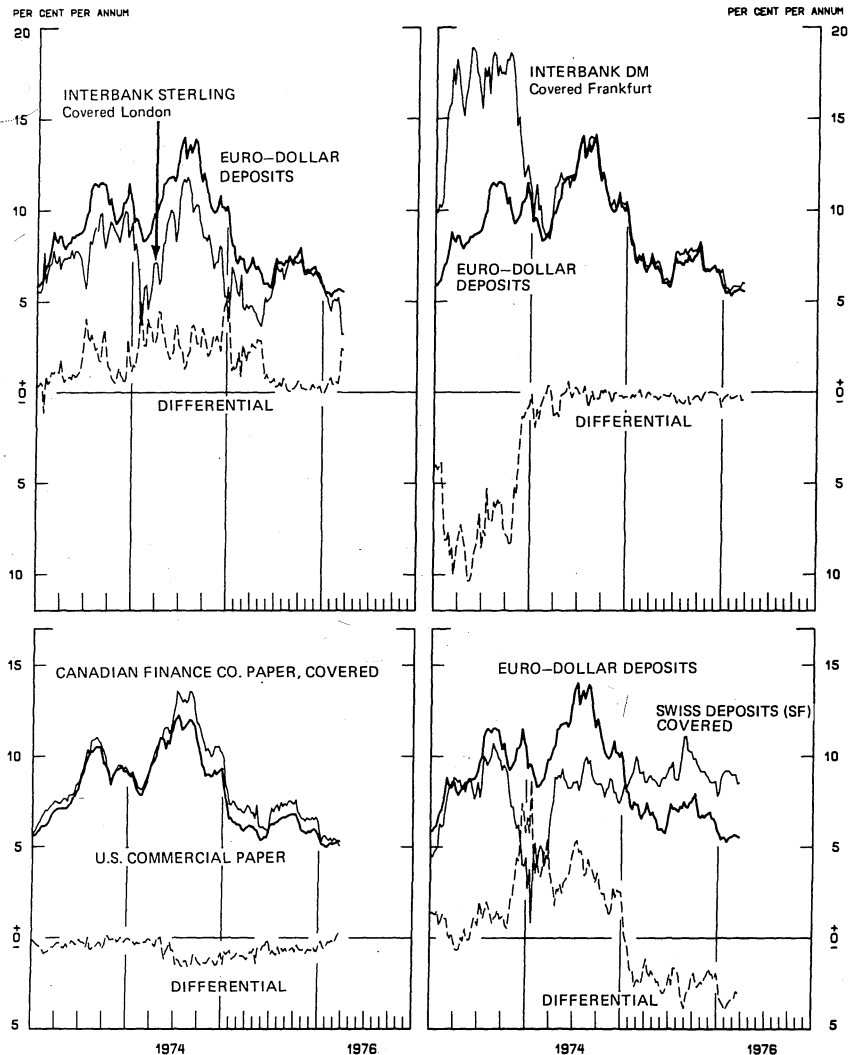


Chart 9  
**LONG-TERM GOVERNMENT BOND YIELDS**  
 WEEKLY SERIES

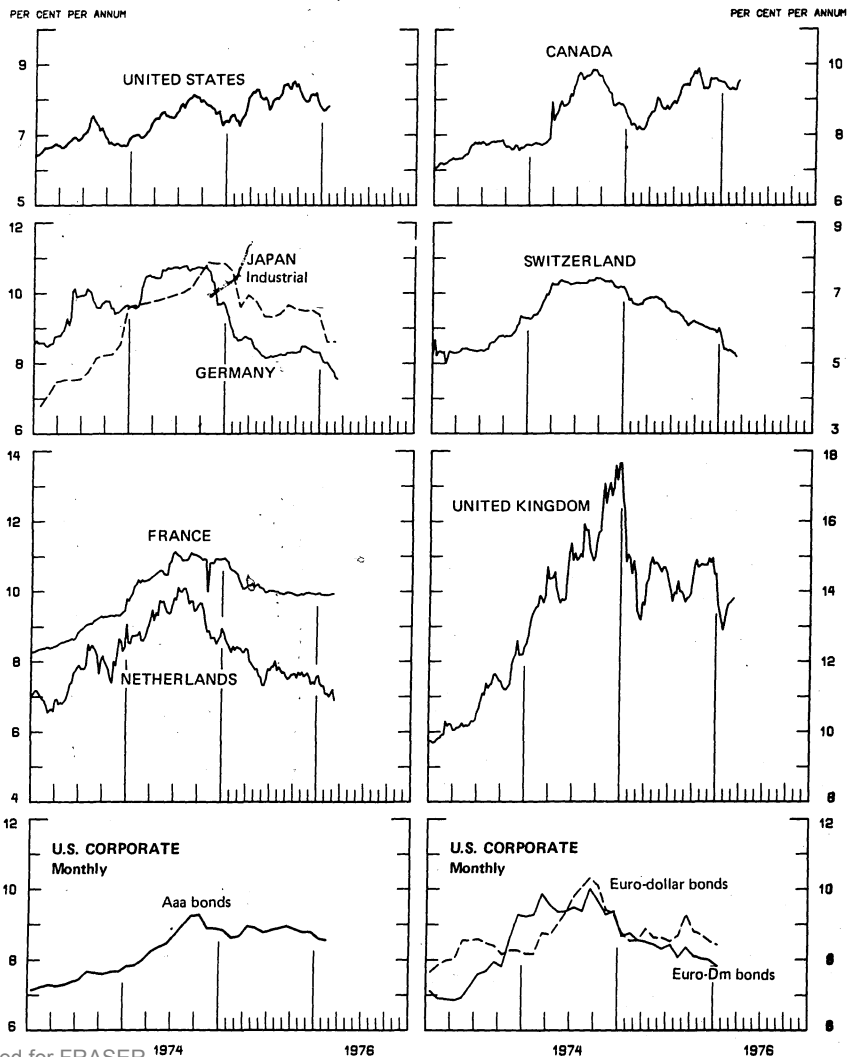
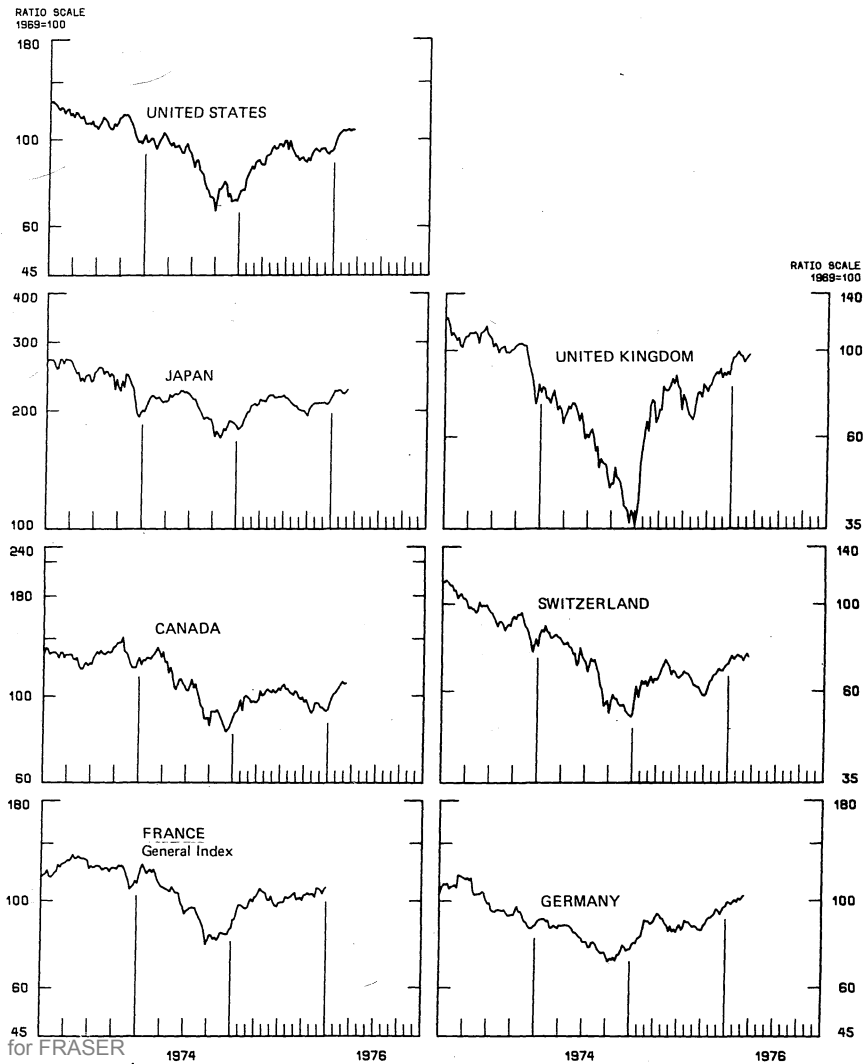


Chart 10  
**INDUSTRIAL STOCK INDEXES**  
 WEEKLY SERIES



SERIES NAME

LAST VALUE PLOTTED  
DATE VALUE

CHART 1. SPOT EXCHANGE RATES

U.S. DOLLAR, WEIGHTED AVERAGE	MARCH 24	89.30
JAPANESE YEN	MARCH 24	120.08
GERMAN MARK	MARCH 24	143.83
DUTCH GUILDER	MARCH 24	134.25
U.K. POUND	MARCH 24	80.15
CANADIAN DOLLAR	MARCH 24	109.73
FRENCH FRANC	MARCH 24	118.06
SWISS FRANC	MARCH 24	171.75
BELGIAN FRANC	MARCH 24	128.59
ITALIAN LIRA	MARCH 24	73.51

CHART 2. 3-MONTH FORWARD EXCHANGE RATES

CANADIAN DOLLAR	MARCH 24	-4.86
U.K. POUND	MARCH 24	-5.39
GERMAN MARK	MARCH 24	2.28
FRENCH FRANC	MARCH 24	-8.51
SWISS FRANC	MARCH 24	4.04
DUTCH GUILDER	MARCH 24	2.50
JAPANESE YEN	MARCH 24	-0.54

CHART 3. GOLD PRICE IN LONDON

U.S. DOLLAR PER FINE OUNCE	MARCH 24	133.66
----------------------------	----------	--------

CHART 4. CALL MONEY RATES

U.S. FEDERAL FUNDS	MARCH 24	4.79
OVERNIGHT EURO-DOLLAR DEPOSITS	MARCH 24	4.79
U.K. 2-DAY LOCAL AUTHORITY DEPOSITS	MARCH 19	7.88
CANADA	MARCH 12	8.90
GERMANY	MARCH 19	3.50
EURO-DM	MARCH 12	2.78
JAPAN	MARCH 19	7.00
FRANCE	MARCH 19	7.69
NETHERLANDS	MARCH 12	3.23
EURO-SWISS FRANC	MARCH 12	0.75

CHART 5. 3-MONTH INTEREST RATES

U.S. CD'S (60-89 DAYS)	MARCH 24	5.13
GERMAN INTERBANK LOAN	MARCH 24	3.68
JAPANESE COMPOSITE LOAN	JAN.	8.40
EURO-DOLLAR DEPOSIT	MARCH 24	5.53
CANADIAN FINANCE COMPANY PAPER	MARCH 24	9.90
INTERBANK STERLING	MARCH 24	8.60
SWISS DEPOSIT	MARCH 24	4.50

SERIES NAME

LAST VALUE PLOTTED  
DATE VALUE

CHART 6. EURO-DOLLAR DEPOSIT RATES: LONDON

OVERNIGHT	MARCH 24	4.79
7-DAY	MARCH 24	4.93
1-MONTH	MARCH 24	5.11
3-MONTH	MARCH 24	5.53
6-MONTH	MARCH 24	6.35
1-YEAR	MARCH 24	7.05

CHART 7. SELECTED EURO-DOLLAR AND U.S. MONEY MARKET RATES

OVERNIGHT EURO-DOLLAR DEPOSITS	MARCH 24	4.79
U.S. FEDERAL FUNDS	MARCH 24	4.79
DIFFERENTIAL ADJ. FOR RESERVE REQUIREMENTS	MARCH 24	0.20
3-MONTH EURO-DOLLAR DEPOSIT RATE	MARCH 24	5.53
U.S. CD'S (60-89 DAYS)	MARCH 24	5.13
DIFFERENTIAL ADJ. FOR RESERVE REQUIREMENTS	MARCH 24	0.30

CHART 8. INTEREST ARBITRAGE, 3-MONTH FUNDS

EURO-DOLLAR DEPOSIT	MARCH 24	5.53
INTERBANK STERLING (LONDON), COVERED	MARCH 24	3.21
DIFFERENTIAL	MARCH 24	2.31
U.S. COMMERCIAL PAPER	MARCH 24	5.30
CANADIAN FINANCE CO. PAPER, COVERED	MARCH 24	5.04
DIFFERENTIAL	MARCH 24	0.26
EURO-DOLLAR DEPOSIT	MARCH 24	5.53
INTERBANK DM (FRANKFURT), COVERED	MARCH 24	5.96
DIFFERENTIAL	MARCH 24	-0.44
EURO-DOLLAR DEPOSIT	MARCH 24	5.53
SWISS DEPOSIT (SF), COVERED	MARCH 24	8.54
DIFFERENTIAL	MARCH 24	-3.02

SERIES NAME

LAST VALUE PLOTTED  
DATE VALUE

CHART 9. LONG TERM GOVERNMENT BOND YIELDS

UNITED STATES	MARCH 19	7.75
GERMANY	MARCH 12	7.55
JAPAN (MONTHLY)	FEB.	8.61
SWITZERLAND	MARCH 12	5.18
CANADA	MARCH 12	9.53
FRANCE	MARCH 5	9.93
NETHERLANDS	MARCH 12	6.89
UNITED KINGDOM	MARCH 12	13.80

U.S. CORPORATE

AAA BONDS	FEB.	8.55
EURO-DM BONDS	JAN.	7.82
EURO-DOLLAR BONDS	JAN.	8.41

CHART 10. INDUSTRIAL STOCK INDEXES

UNITED STATES	MARCH 19	105.55
JAPAN	MARCH 5	226.53
CANADA	MARCH 12	107.93
FRANCE	JAN. 2	108.03
UNITED KINGDOM	MARCH 12	97.67
SWITZERLAND	MARCH 19	73.22
GERMANY	MARCH 12	102.98



# FEDERAL RESERVE

statistical release

H. 10

MARCH 26, 1976

## FOREIGN EXCHANGE RATES

FOR THE WEEK ENDING MARCH 26, 1976

The Board of Governors of the Federal Reserve System is advised that the Federal Reserve Bank of New York has certified for customs purposes the following noon buying rate in New York City for cable transfers payable in foreign currencies:

COUNTRY	MONETARY UNIT	(RATE U.S. CENTS)				
		MAR. 22	MAR. 23	MAR. 24	MAR. 25	MAR. 26
AUSTRALIA	DOLLAR	124.4500	124.6500	124.6500	124.7000	124.6800
AUSTRIA	SCHILLING	5.46000	5.45000	5.45000	5.46000	5.47000
BELGIUM	FRANC	2.58750	2.59000	2.58150	2.56750	2.55750
CANADA	DOLLAR	101.4900	101.4900	101.5200	101.6500	101.7200
DENMARK	KRONE	16.4200	16.3300	16.4100	16.5000	16.4700
FINLAND	MARKKA	25.9700	25.9900	26.0300	26.0600	26.0600
FRANCE	FRANC	21.2300	21.2100	21.3100	21.3100	21.3100
GERMANY	D. MARK	39.3700	39.0100	39.1200	39.2500	39.1800
INDIA	RUPEE	11.2000	11.2000	11.2000	11.2000	11.1500
IRELAND	POUND	192.1700	192.5000	192.6600	192.3400	192.0000
ITALY	LIRA	0.11850	0.11930	0.11900	0.11900	0.11750
JAPAN	YEN	0.33350	0.33360	0.33360	0.33370	0.33380
MALAYSIA	DOLLAR	39.0800	39.0800	39.0500	39.1000	39.0000
MEXICO	PESO	8.0000	8.0000	8.0000	8.0000	8.0000
NETHERLANDS	GUILDER	37.0700	37.0000	37.1600	37.1900	37.1200
NEW ZEALAND	DOLLAR	101.8600	101.8900	101.9300	102.0500	101.9800
NORWAY	KRONE	18.0900	18.0400	18.0200	18.0400	18.0400
PORTUGAL	ESCUDO	3.4500	3.4200	3.4100	3.4200	3.4200
SOUTH AFRICA	RAND	114.8500	114.8500	114.8500	114.8500	114.8000
SPAIN	PESATA	1.4910	1.4899	1.4899	1.4905	1.4905
SRI LANKA	RUPEE	12.4500	12.4500	12.4500	12.4500	12.4000
SWEDEN	KRONA	22.7200	22.6600	22.6700	22.6800	22.6900
SWITZERLAND	FRANC	39.3600	38.9900	39.1100	39.2500	39.2200
UNITED KINGDOM	POUND	192.1700	192.5000	192.6600	192.3400	192.0000

19