

113

*Summers*

MAR 25 1976  
FEDERAL RESERVE BANK  
OF ST. LOUIS

# Selected Interest & Exchange Rates

## Weekly Series of Charts

**MARCH 22, 1976**

**Prepared by the  
FINANCIAL MARKETS  
SECTION**

**DIVISION OF  
INTERNATIONAL FINANCE**

**BOARD OF GOVERNORS  
FEDERAL RESERVE SYSTEM  
Washington, D.C. 20551**

2,

---

# Table of Contents

## TABLES

1. LATEST FIGURES PLOTTED
2. DAILY CERTIFIED SPOT EXCHANGE RATES--H.10 RELEASE

## CHARTS

1. SPOT EXCHANGE RATE INDEXES
2. 3-MONTH FORWARD EXCHANGE RATES
3. GOLD PRICE--LONDON
4. CALL MONEY RATES
5. 3-MONTH INTEREST RATES
6. EURO-DOLLAR DEPOSIT RATES
7. SELECTED EURO-DOLLAR AND U.S. MONEY MARKET RATES
8. INTEREST ARBITRAGE: 3-MONTH FUNDS
9. LONG-TERM GOVERNMENT BOND YIELDS
10. INDUSTRIAL STOCK INDEXES

## SUBSCRIPTION RATES:

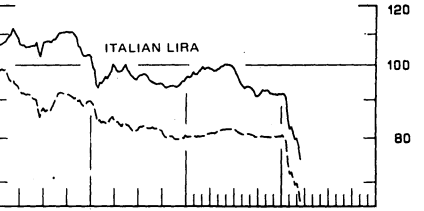
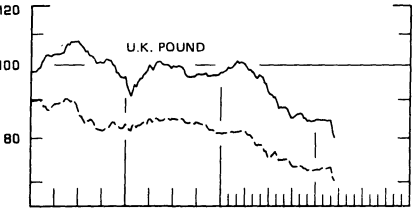
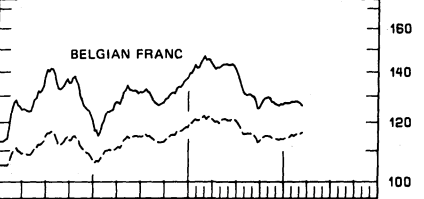
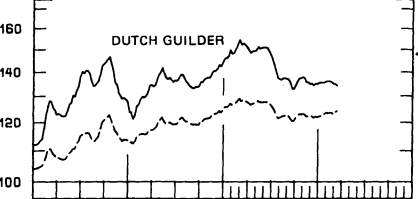
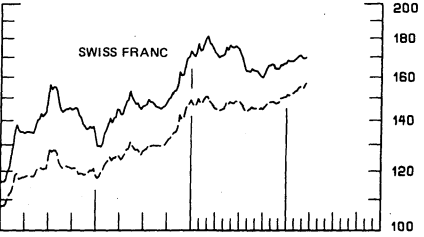
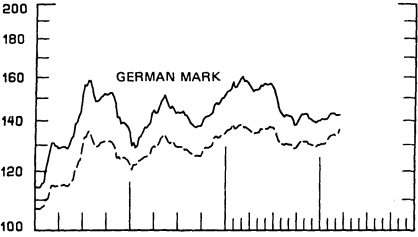
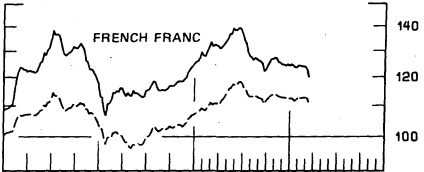
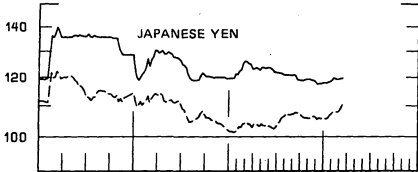
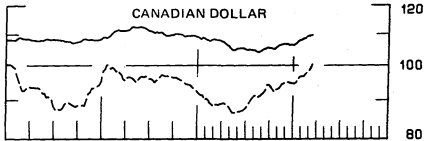
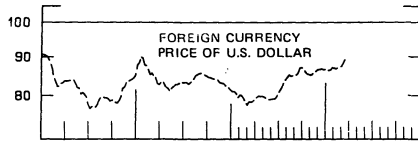
Weekly \$15.00 per year or \$.40 each in the United States, its possessions, Canada, and Mexico; 10 or more of the same issue to one address, \$13.50 per year or \$.35 each. Elsewhere, \$20.00 per year or \$.50 each. Address requests to Publications Services, Division of Administrative Services, and make payment remittance payable to the order of the Board of Governors of the Federal Reserve System in a form collectible at par in U.S. Currency.

# Chart 1 SPOT EXCHANGE RATES

DOLLAR PRICES OF FOREIGN CURRENCIES AND WEIGHTED AVERAGE VALUES (DASHED LINE)  
AVERAGES FOR WEEK ENDING WEDNESDAY

RATIO SCALE  
MAY 1970 PARITY=100

RATIO SCALE  
MAY 1970 PARITY=100



1974

1976

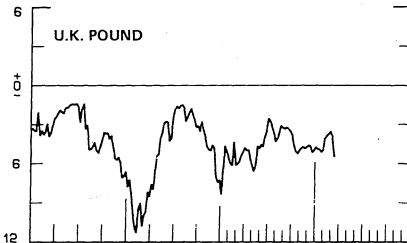
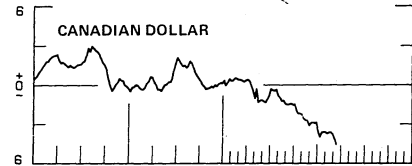
1974

1976

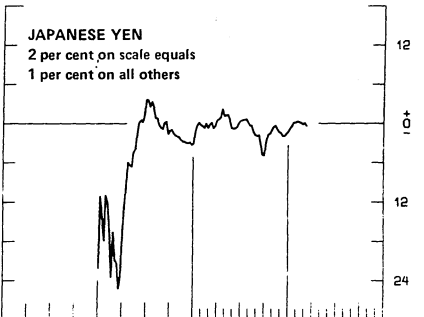
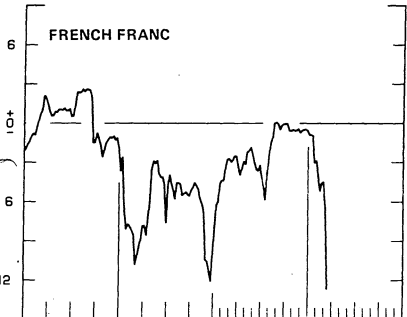
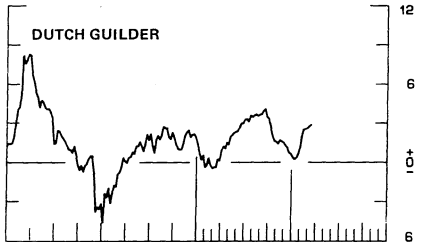
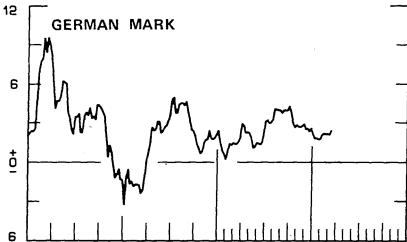
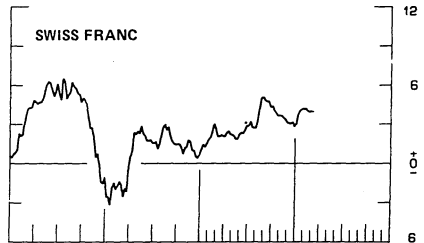
Chart 2  
**3-MONTH FORWARD EXCHANGE RATES**

PREMIUMS (+), OR DISCOUNT (-)  
 AVERAGES FOR WEEK ENDING WEDNESDAY

PER CENT PER ANNUM



PER CENT PER ANNUM



5

Chart 3  
**PRICE OF GOLD IN LONDON**  
AVERAGES FOR WEEK ENDING WEDNESDAY

U.S. DOLLARS PER FINE OUNCE

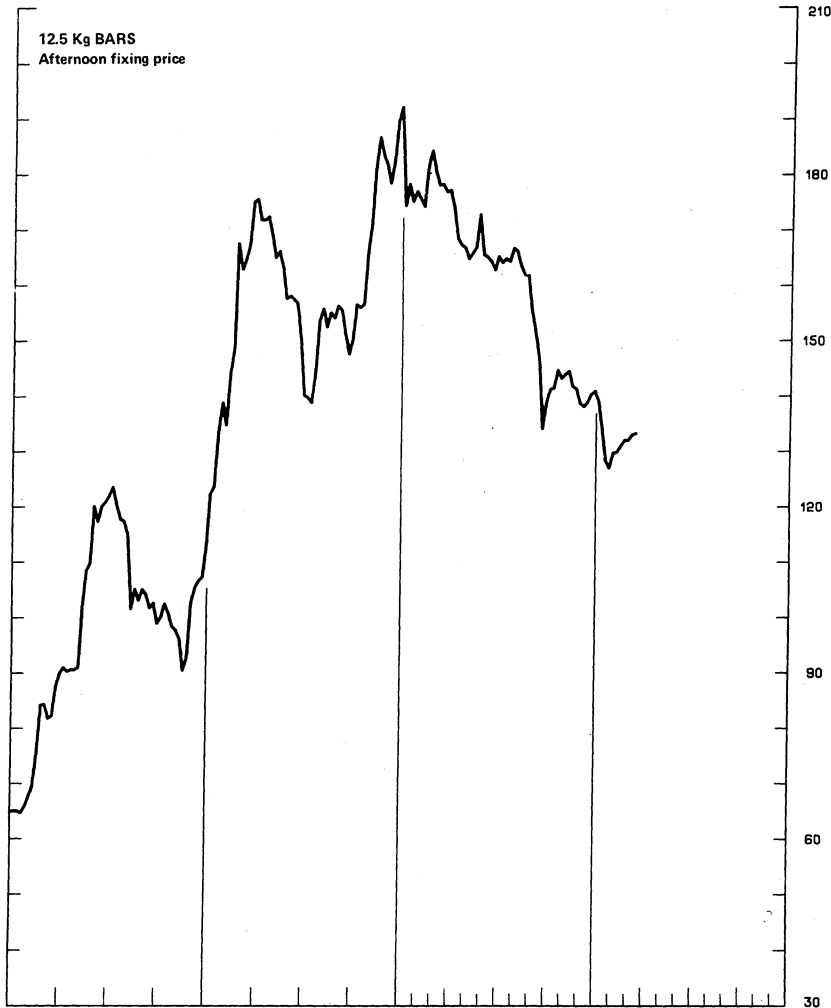
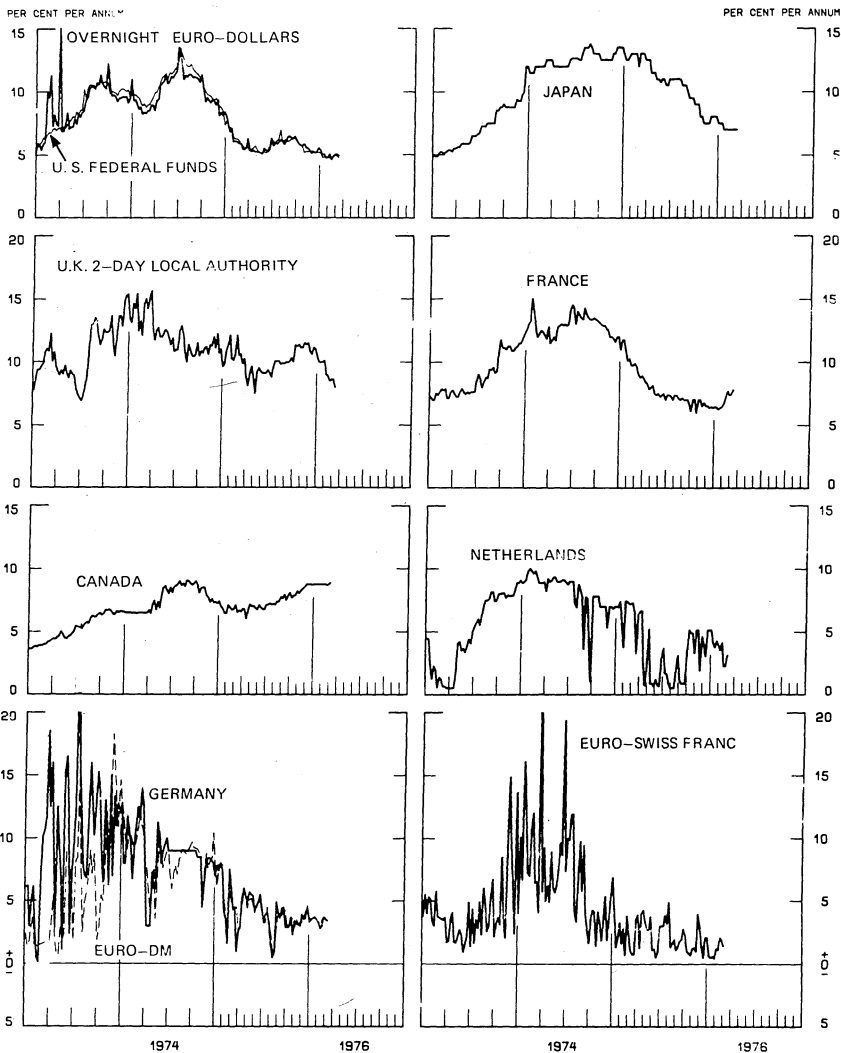


Chart 4  
**CALL MONEY RATES**  
 WEEKLY SERIES



7

Chart 5  
**3-MONTH INTEREST RATES**  
 WEEKLY SERIES

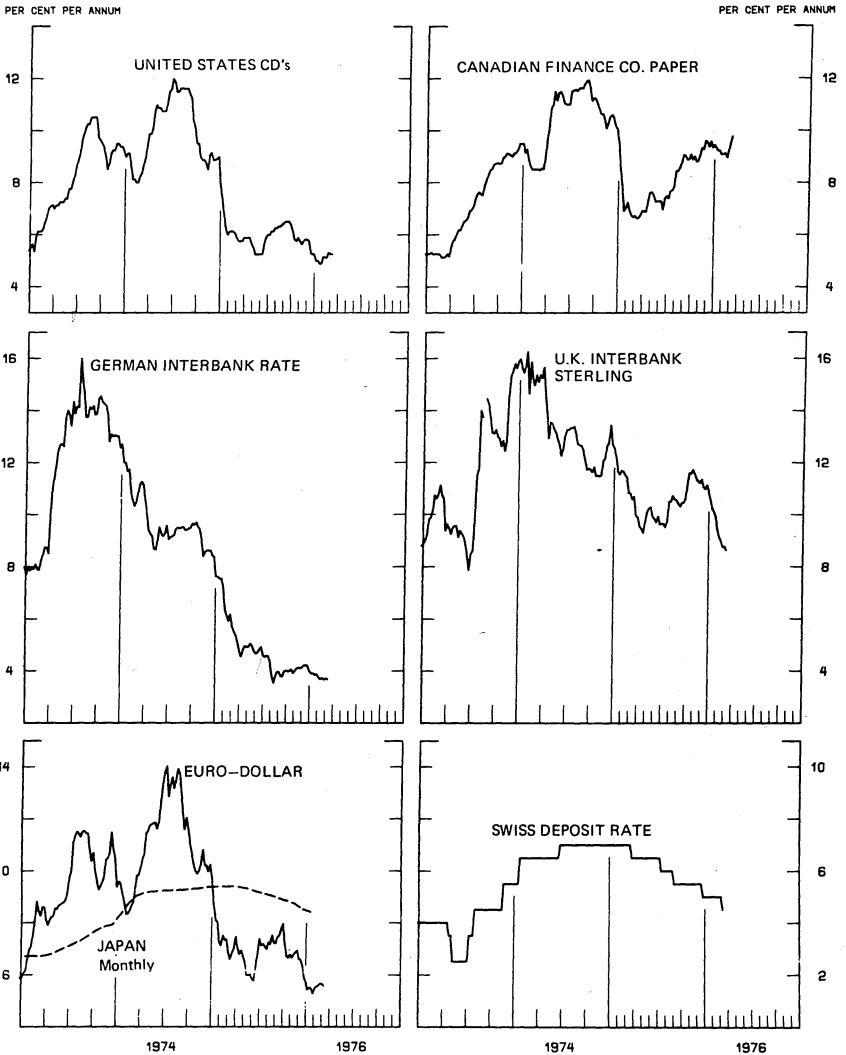


Chart 6

# EURO-DOLLAR DEPOSIT RATES London

AVERAGES FOR WEEK ENDING WEDNESDAY

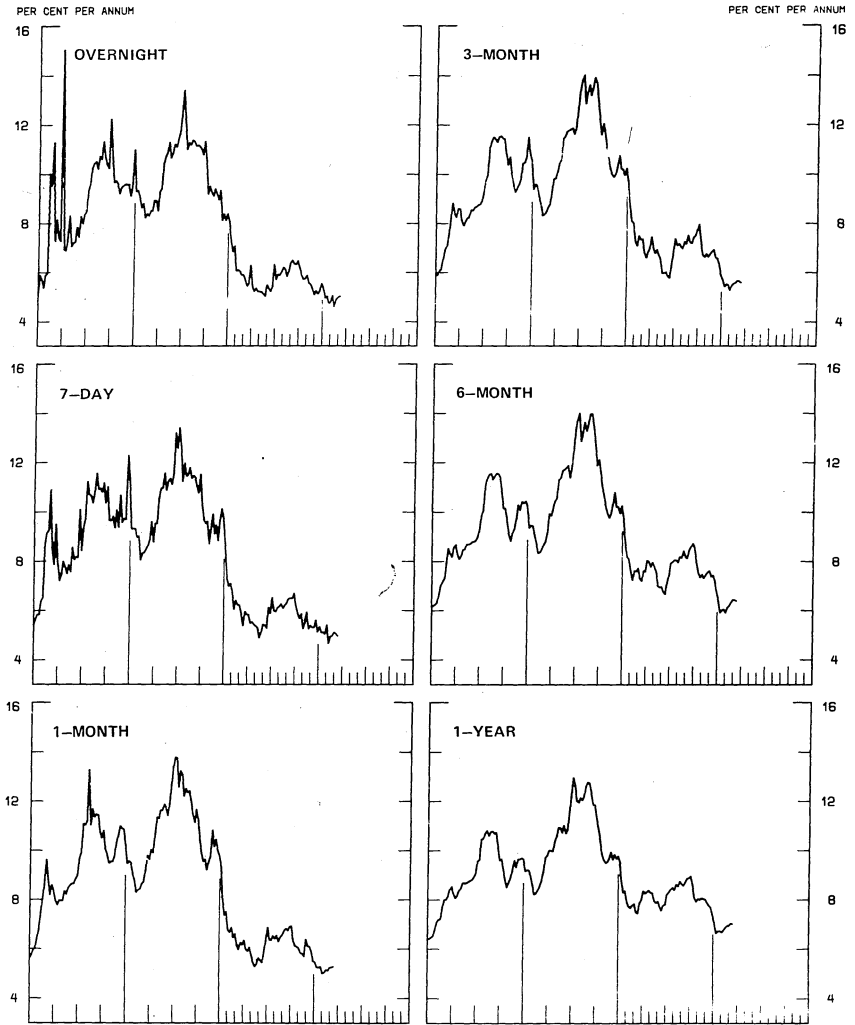
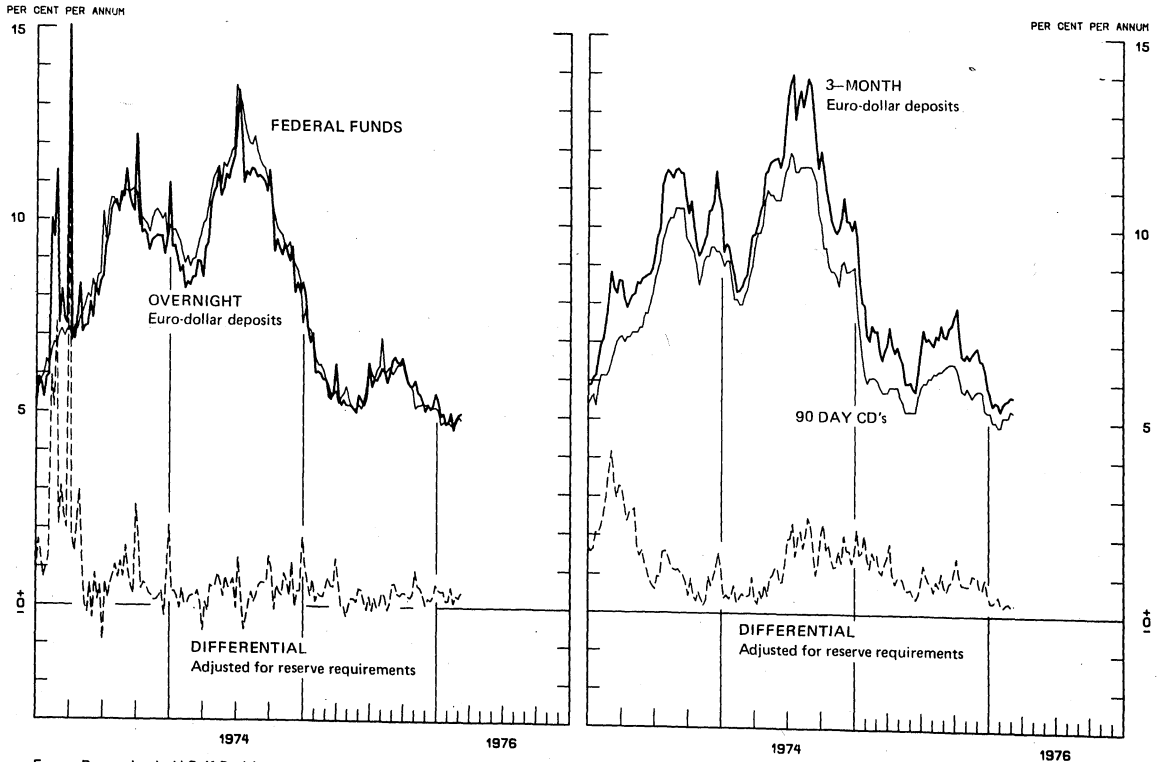




Chart 7  
**SELECTED EURO-DOLLAR AND U.S. MONEY MARKET RATES**  
 AVERAGES FOR WEEK ENDING WEDNESDAY



Favors Borrowing in U.S. if Positive

Chart 8

**INTEREST ARBITRAGE: 3-MONTH FUNDS**

AVERAGES FOR WEEK ENDING WEDNESDAY

DIFFERENTIAL: PLUS(+), INDICATES FAVOR DOLLAR ASSETS

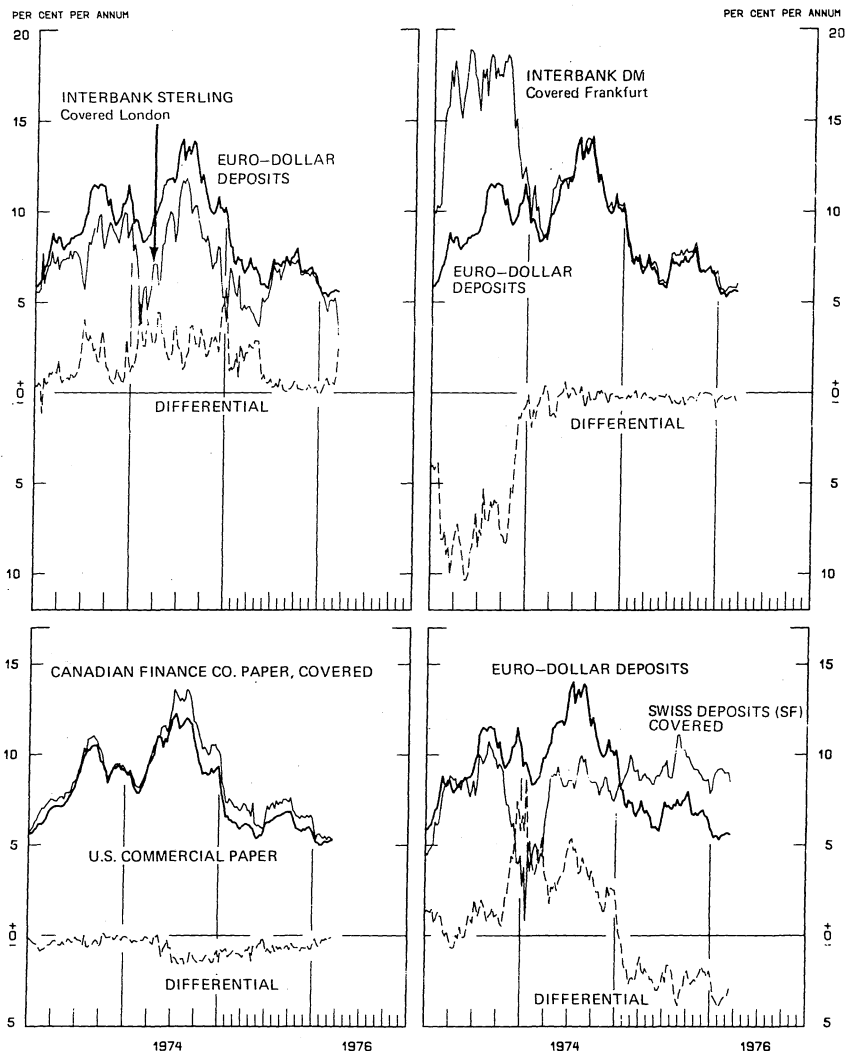


Chart 9  
**LONG-TERM GOVERNMENT BOND YIELDS**  
 WEEKLY SERIES

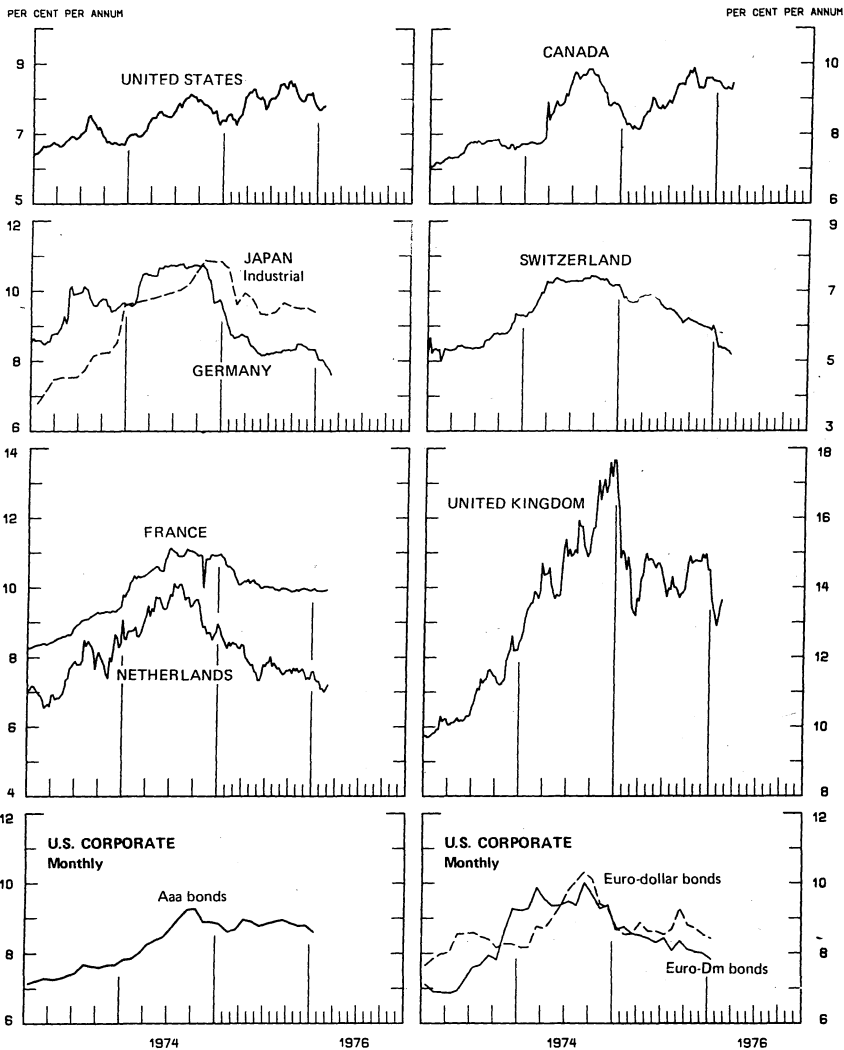
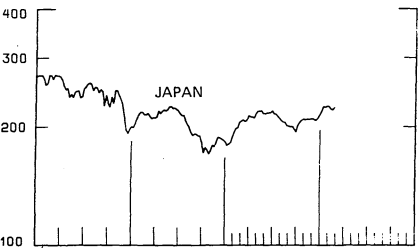
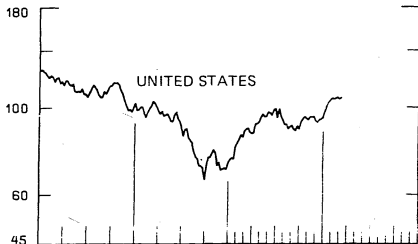
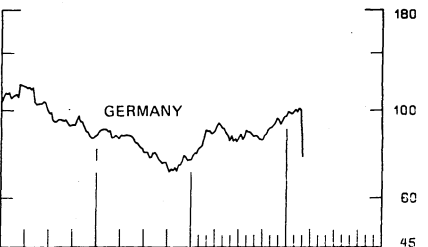
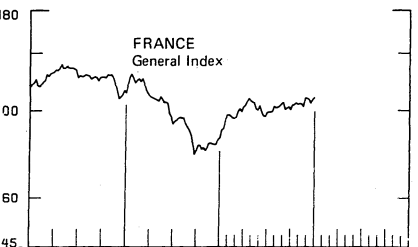
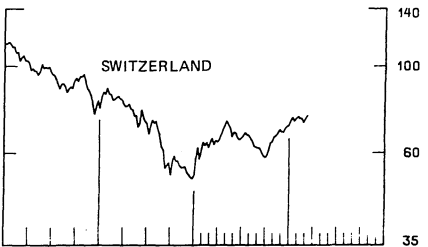
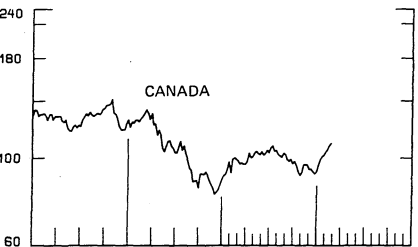
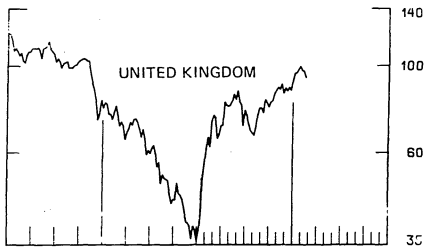


Chart 10  
**INDUSTRIAL STOCK INDEXES**  
 WEEKLY SERIES

RATIO SCALE  
 1969=100



RATIO SCALE  
 1969=100



1976

1974

1976

LAST VALUE PLOTTED  
DATE VALUE

SERIES NAME

CHART 1. SPOT EXCHANGE RATES

U.S. DOLLAR, WEIGHTED AVERAGE	MARCH 17	89.19
JAPANESE YEN	MARCH 17	119.74
GERMAN MARK	MARCH 17	142.46
DUTCH GUILDER	MARCH 17	134.11
U.K. POUND	MARCH 17	80.11
CANADIAN DOLLAR	MARCH 17	109.75
FRENCH FRANC	MARCH 17	120.03
SWISS FRANC	MARCH 17	169.76
BELGIAN FRANC	MARCH 17	126.13
ITALIAN LIRA	MARCH 17	75.04

CHART 2. 3-MONTH FORWARD EXCHANGE RATES

CANADIAN DOLLAR	MARCH 17	-4.55
U.K. POUND	MARCH 17	-5.46
GERMAN MARK	MARCH 17	2.37
FRENCH FRANC	MARCH 17	-12.65
SWISS FRANC	MARCH 17	3.99
DUTCH GUILDER	MARCH 17	2.85
JAPANESE YEN	MARCH 17	-0.38

CHART 3. GOLD PRICE IN LONDON

U.S. DOLLAR PER FINE OUNCE	MARCH 17	133.33
----------------------------	----------	--------

CHART 4. CALL MONEY RATES

U.S. FEDERAL FUNDS	MARCH 17	4.77
OVERNIGHT EURO-DOLLAR DEPOSITS	MARCH 17	4.93
U.K. 2-DAY LOCAL AUTHORITY DEPOSITS	MARCH 12	8.00
CANADA	MARCH 5	8.88
GERMANY	MARCH 12	3.40
EURO-DM	MARCH 5	3.58
JAPAN	MARCH 12	7.00
FRANCE	MARCH 12	7.81
NETHERLANDS	MARCH 5	3.15
EURO-SWISS FRANC	MARCH 5	1.42

CHART 5. 3-MONTH INTEREST RATES

U.S. CD'S (60-89 DAYS)	MARCH 17	5.25
GERMAN INTERBANK LOAN	MARCH 17	3.66
JAPANESE COMPOSITE LOAN	JAN.	8.40
EURO-DOLLAR DEPOSIT	MARCH 17	5.58
CANADIAN FINANCE COMPANY PAPER	MARCH 17	9.77
INTERBANK STERLING	MARCH 17	8.63
SWISS DEPOSIT	MARCH 17	4.50

SERIES NAME

LAST VALUE PLOTTED  
DATE VALUE

CHART 6. EURO-DOLLAR DEPOSIT RATES: LONDON

OVERNIGHT	MARCH 17	4.93
7-DAY	MARCH 17	4.96
1-MONTH	MARCH 17	5.29
3-MONTH	MARCH 17	5.58
6-MONTH	MARCH 17	6.39
1-YEAR	MARCH 17	7.03

CHART 7. SELECTED EURO-DOLLAR AND U.S. MONEY MARKET RATES

OVERNIGHT EURO-DOLLAR DEPOSITS	MARCH 17	4.93
U.S. FEDERAL FUNDS	MARCH 17	4.77
DIFFERENTIAL ADJ. FOR RESERVE REQUIREMENTS	MARCH 17	0.37
3-MONTH EURO-DOLLAR DEPOSIT RATE	MARCH 17	5.58
U.S. CD'S (60-89 DAYS)	MARCH 17	5.25
DIFFERENTIAL ADJ. FOR RESERVE REQUIREMENTS	MARCH 17	0.22

CHART 8. INTEREST ARBITRAGE, 3-MONTH FUNDS

EURO-DOLLAR DEPOSIT	MARCH 17	5.58
INTERBANK STERLING (LONDON), COVERED DIFFERENTIAL	MARCH 17	3.17
	MARCH 17	2.41
U.S. COMMERCIAL PAPER	MARCH 17	5.33
CANADIAN FINANCE CO. PAPER, COVERED DIFFERENTIAL	MARCH 17	5.23
	MARCH 17	-0.10
EURO-DOLLAR DEPOSIT	MARCH 17	5.58
INTERBANK DM (FRANKFURT), COVERED DIFFERENTIAL	MARCH 17	6.03
	MARCH 17	-0.45
EURO-DOLLAR DEPOSIT	MARCH 17	5.58
SWISS DEPOSIT (SF), COVERED DIFFERENTIAL	MARCH 17	8.49
	MARCH 17	-2.91

15

SERIES NAME

LAST VALUE PLOTTED  
DATE VALUE

CHART 9. LONG TERM GOVERNMENT BOND YIELDS

UNITED STATES	MARCH 12	7.76
GERMANY	MARCH 5	7.60
JAPAN (MONTHLY)	DEC.	9.40
SWITZERLAND	MARCH 12	5.18
CANADA	MARCH 5	9.45
FRANCE	FEB. 27	9.93
NETHERLANDS	MARCH 5	7.20
UNITED KINGDOM	FEB. 20	13.63

U.S. CORPORATE

AAA BONDS	JAN.	8.60
EURO-DM BONDS	JAN.	7.82
EURO-DOLLAR BONDS	JAN.	8.41

CHART 10. INDUSTRIAL STOCK INDEXES

UNITED STATES	MARCH 12	105.95
JAPAN	FEB. 27	223.72
CANADA	FEB. 27	108.86
FRANCE	JAN. 2	108.03
UNITED KINGDOM	FEB. 20	93.35
SWITZERLAND	MARCH 12	74.74
GERMANY	MARCH 5	76.40



# FEDERAL RESERVE

statistical release

H. 10

MARCH 22, 1976

## FOREIGN EXCHANGE RATES

FOR THE WEEK ENDING MARCH 19, 1976

The Board of Governors of the Federal Reserve System is advised that the Federal Reserve Bank of New York has certified for customs purposes the following noon buying rate in New York City for cable transfers payable in foreign currencies:

COUNTRY	MONETARY UNIT	(RATE U.S. CENTS)				
		MAR. 15	MAR. 16	MAR. 17	MAR. 18	MAR. 19
AUSTRALIA	DOLLAR	124.5000	124.3500	124.1500	124.4500	124.4000
AUSTRIA	SCHILLING	5.42000	5.41000	5.42000	5.47000	5.48000
BELGIUM	FRANC	2.51900	2.51500	2.54000	2.55230	2.54800
CANADA	DOLLAR	101.4200	101.6400	101.5500	101.5000	101.4900
DENMARK	KRONE	16.1600	16.1500	16.2800	16.3800	16.4100
FINLAND	MARKKA	25.9100	25.9300	25.9200	26.0100	25.9900
FRANCE	FRANC	21.4500	21.3400	21.3400	21.2300	21.2000
GERMANY	D. MARK	38.8700	38.8700	39.3400	39.4500	39.5400
INDIA	RUPEE	11.2000	11.2000	11.2000	11.2000	11.2000
IRELAND	POUND	192.2000	191.2700	192.1000	192.3800	192.1000
ITALY	LIRA	0.12060	0.11800	0.11330	0.11460	0.11670
JAPAN	YEN	0.33260	0.33270	0.33340	0.33340	0.33370
MALAYSIA	DOLLAR	39.0500	38.3900	39.0100	39.0700	39.0000
MEXICO	PESO	8.0000	8.0000	8.0000	8.0000	8.0000
NETHERLANDS	GUILDER	37.0500	36.9800	36.9700	37.1100	37.0900
NEW ZEALAND	DOLLAR	101.9000	101.8500	101.5600	101.9500	101.9500
NORWAY	KRONE	17.9400	17.8700	18.0500	18.0800	18.0900
PORTUGAL	ESCUDO	3.5000	3.5000	3.4800	3.4500	3.4500
SOUTH AFRICA	RAND	114.8000	114.8000	114.8000	114.8000	114.8500
SPAIN	PESATA	1.4930	1.4920	1.5145	1.4920	1.4905
SRI LANKA	RUPEE	12.9000	12.9000	12.9000	12.9000	12.4500
SWEDEN	KRONA	22.6700	22.6700	22.7100	22.7400	22.7300
SWITZERLAND	FRANC	38.7400	38.7400	39.3400	39.4800	39.4400
UNITED KINGDOM	POUND	192.2000	191.2700	192.1000	192.3800	192.1000

15