

1/3

*Supper*

11

LIBRARY  
MAR 17 1976  
FEDERAL RESERVE SYSTEM  
OF WASHINGTON

# Selected Interest & Exchange Rates

## Weekly Series of Charts

**MARCH 15, 1976**

Prepared by the  
**FINANCIAL MARKETS  
SECTION**

**DIVISION OF  
INTERNATIONAL FINANCE**

**BOARD OF GOVERNORS  
FEDERAL RESERVE SYSTEM  
Washington, D.C. 20551**

---

# Table of Contents

## **TABLES**

1. LATEST FIGURES PLOTTED
2. DAILY CERTIFIED SPOT EXCHANGE RATES--  
H.10 RELEASE

## **CHARTS**

1. SPOT EXCHANGE RATE INDEXES
2. 3-MONTH FORWARD EXCHANGE RATES
3. GOLD PRICE--LONDON
4. CALL MONEY RATES
5. 3-MONTH INTEREST RATES
6. EURO-DOLLAR DEPOSIT RATES
7. SELECTED EURO-DOLLAR AND  
U.S. MONEY MARKET RATES
8. INTEREST ARBITRAGE: 3-MONTH FUNDS
9. LONG-TERM GOVERNMENT BOND YIELDS
10. INDUSTRIAL STOCK INDEXES

## **SUBSCRIPTION RATES:**

Weekly \$15.00 per year or \$.40 each in the United States, its possessions, Canada, and Mexico; 10 or more of the same issue to one address, \$13.50 per year or \$.35 each. Elsewhere, \$20.00 per year or \$.50 each. Address requests to Publications Services, Division of Administrative Services, and make payment remittance payable to the order of the Board of Governors of the Federal Reserve System in a form collectible at par in U.S. Currency.

# Chart 1 SPOT EXCHANGE RATES

DOLLAR PRICES OF FOREIGN CURRENCIES AND WEIGHTED AVERAGE VALUES (DASHED LINE)  
AVERAGES FOR WEEK ENDING WEDNESDAY

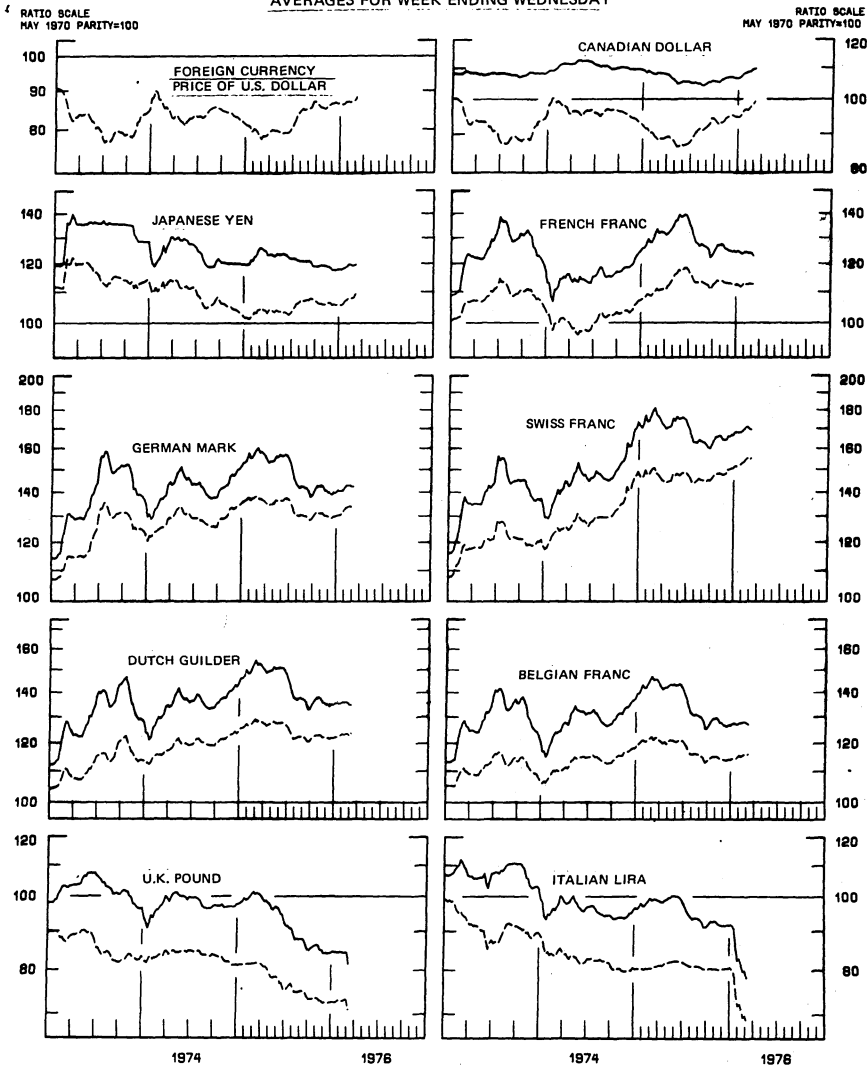
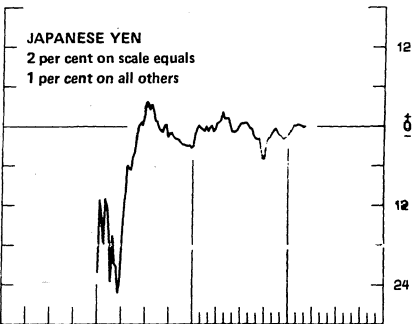
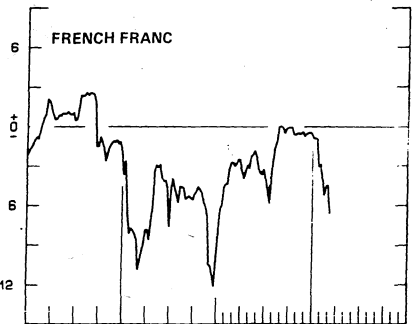
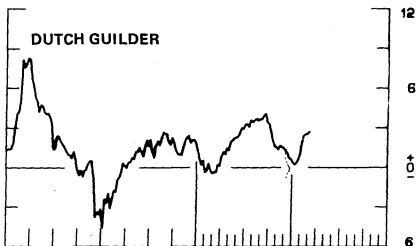
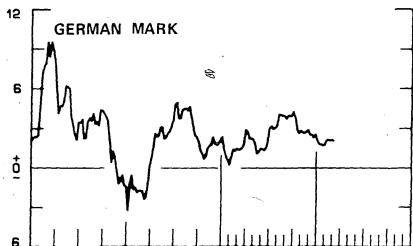
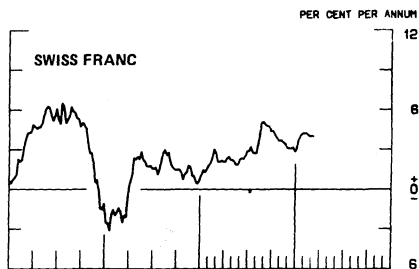
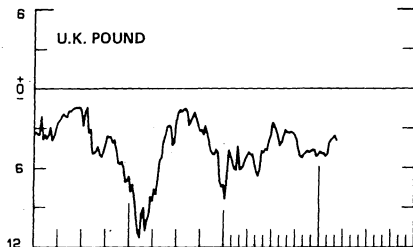
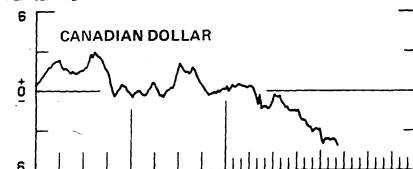


Chart 2  
**3-MONTH FORWARD EXCHANGE RATES**  
 PREMIUMS (+), OR DISCOUNT (-)  
 AVERAGES FOR WEEK ENDING WEDNESDAY

PER CENT PER ANNUM



1974

1976

1974

1976

Chart 3  
**PRICE OF GOLD IN LONDON**  
AVERAGES FOR WEEK ENDING WEDNESDAY

5

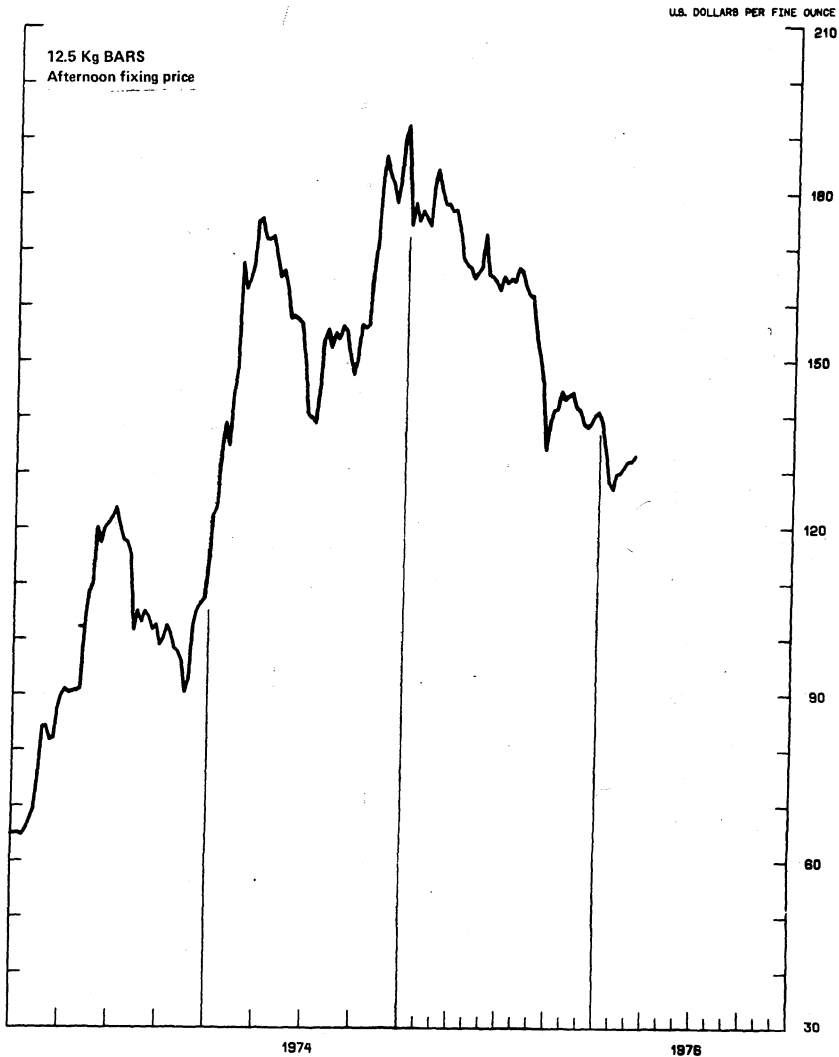


Chart 4  
**CALL MONEY RATES**  
 WEEKLY SERIES

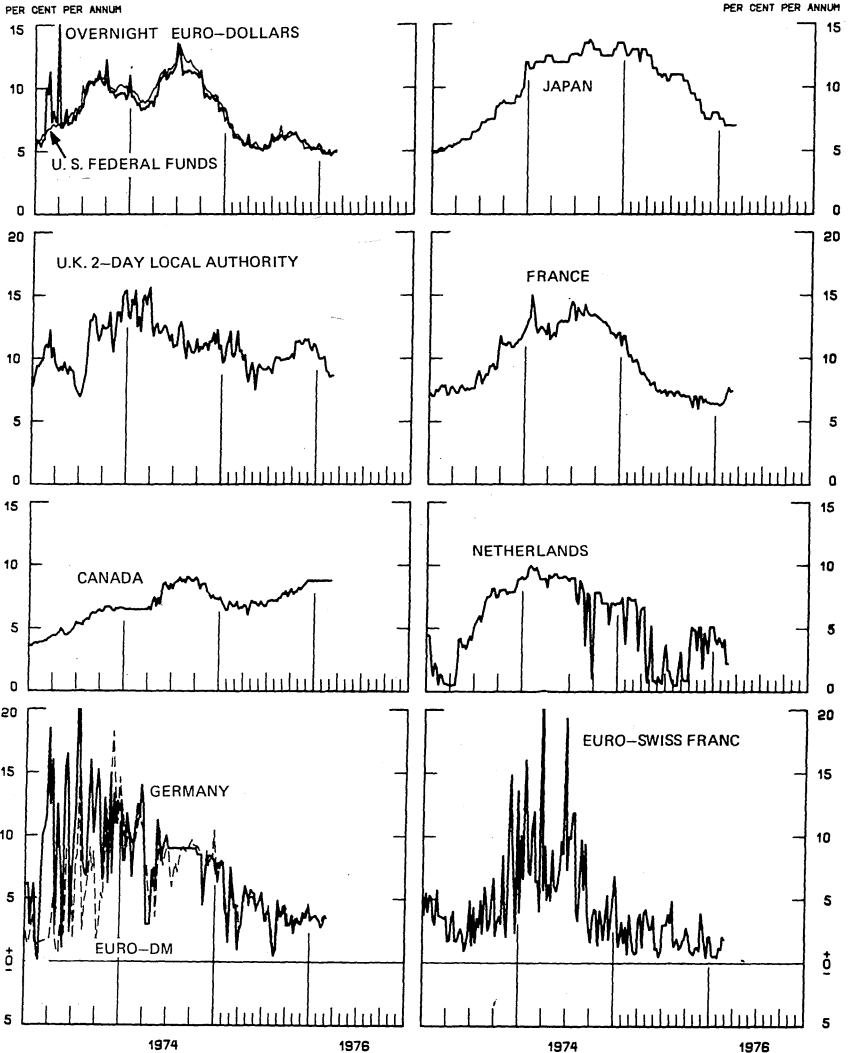


Chart 5  
**3-MONTH INTEREST RATES**  
 WEEKLY SERIES

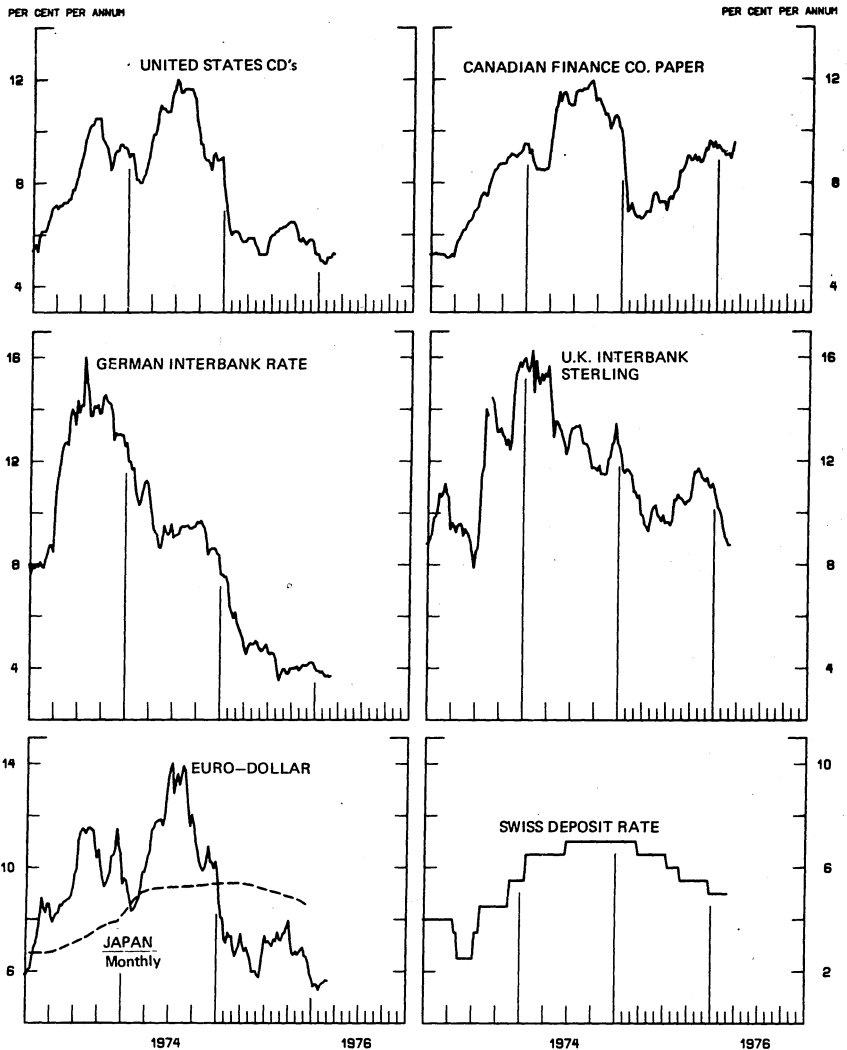


Chart 6  
**EURO-DOLLAR DEPOSIT RATES London**  
AVERAGES FOR WEEK ENDING WEDNESDAY

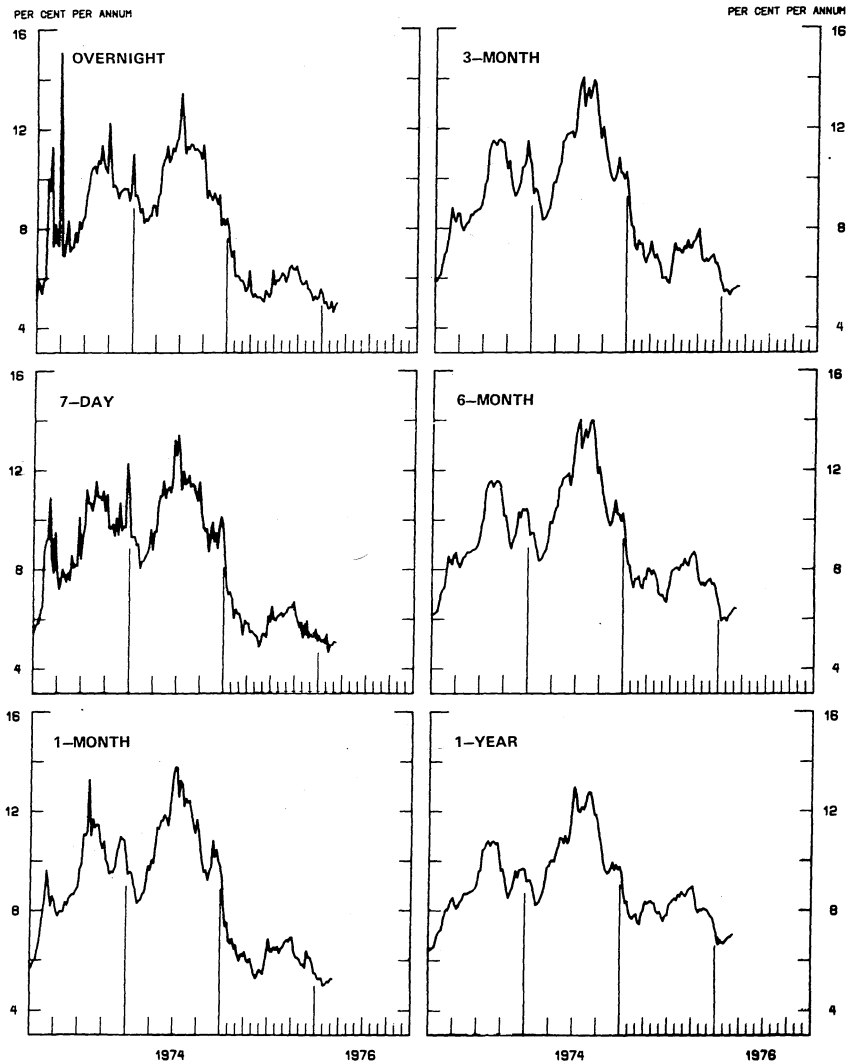
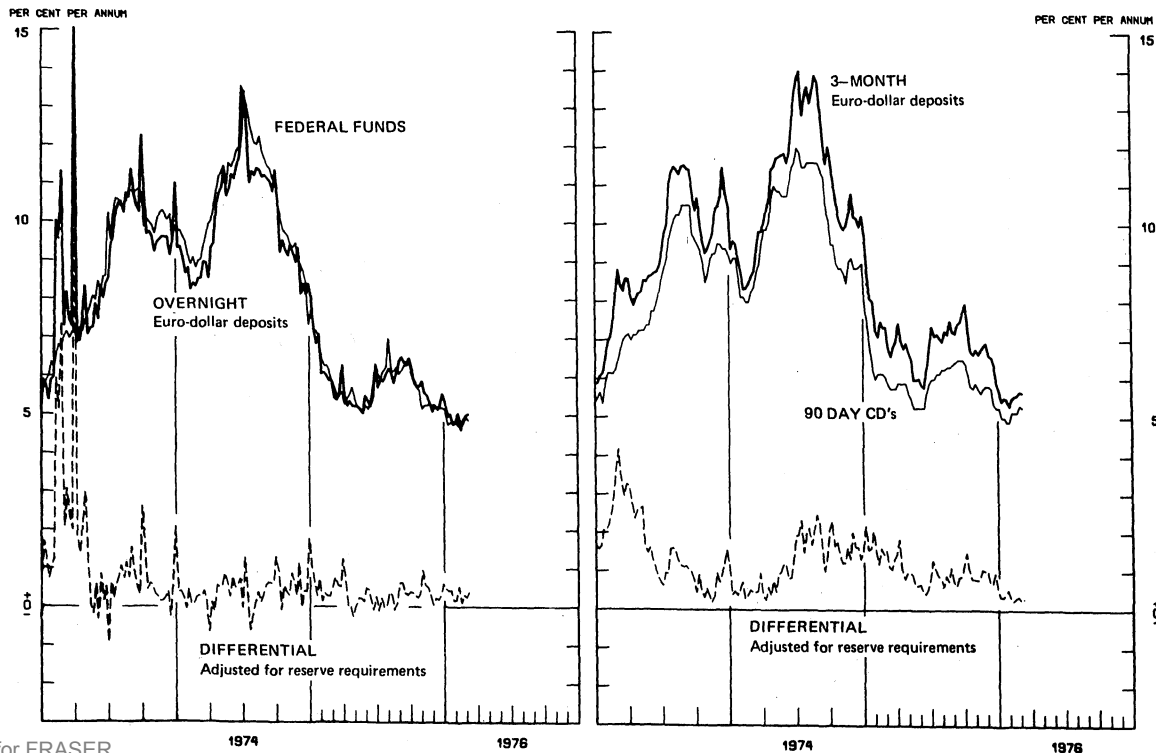




Chart 7  
**SELECTED EURO-DOLLAR AND U.S. MONEY MARKET RATES**  
 AVERAGES FOR WEEK ENDING WEDNESDAY



9

Chart 8

### INTEREST ARBITRAGE: 3-MONTH FUNDS

AVERAGES FOR WEEK ENDING WEDNESDAY

DIFFERENTIAL: PLUS(+), INDICATES FAVOR DOLLAR ASSETS

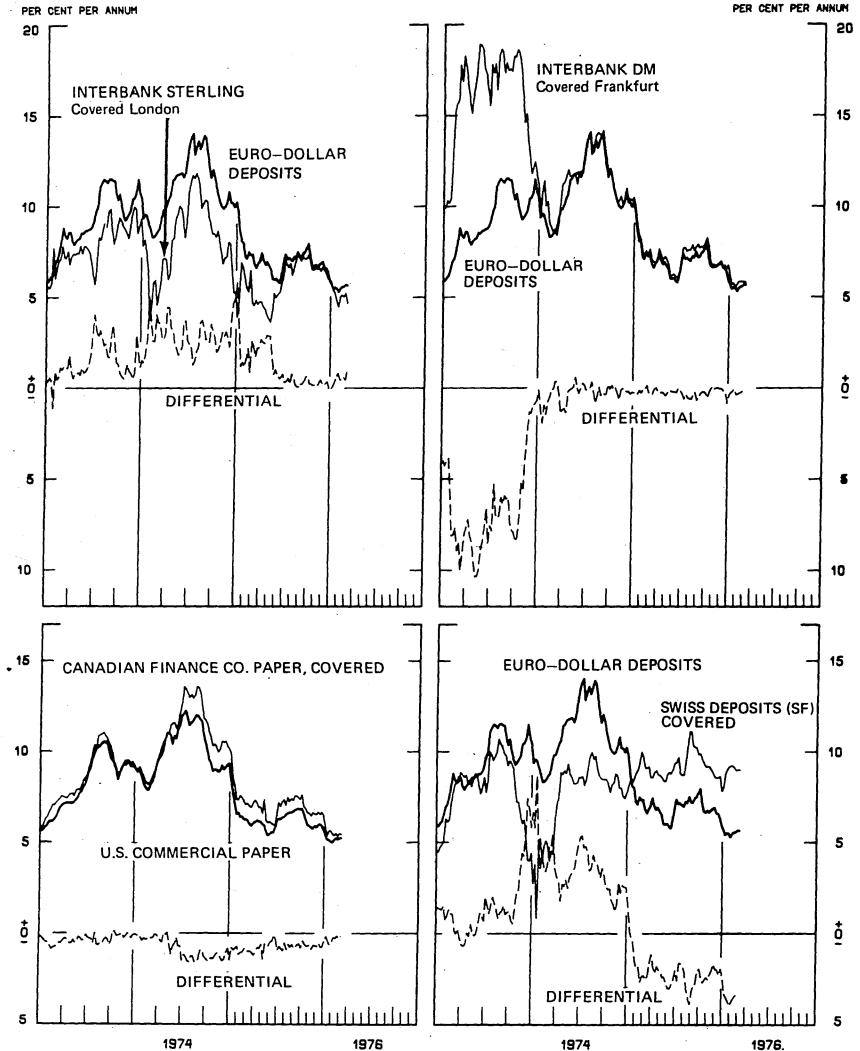


Chart 9  
**LONG-TERM GOVERNMENT BOND YIELDS**  
 WEEKLY SERIES

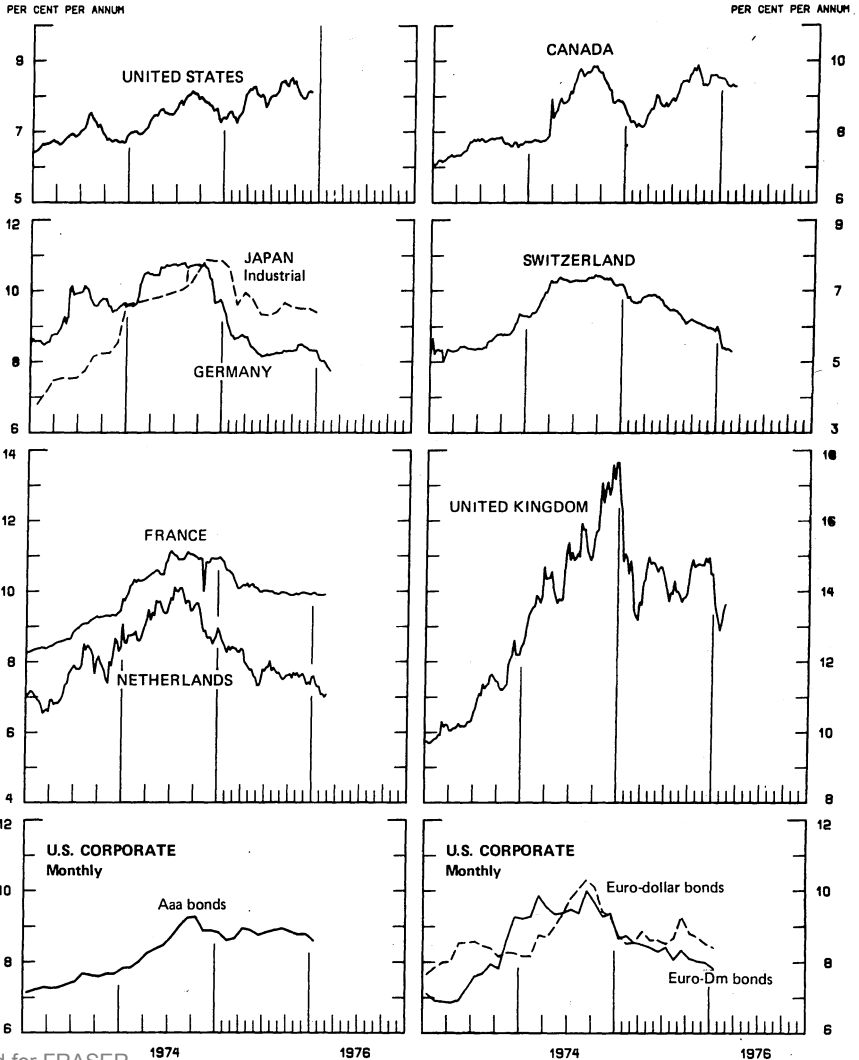
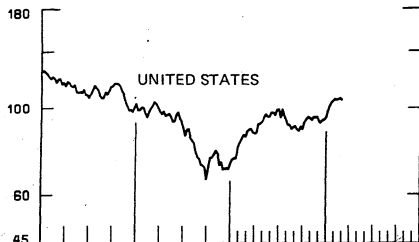
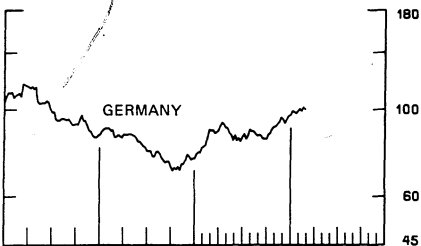
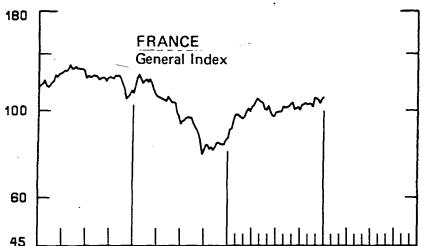
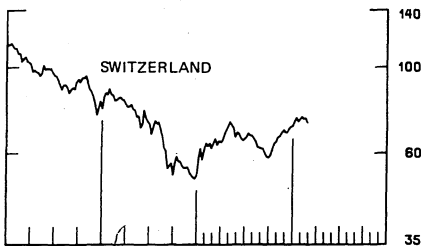
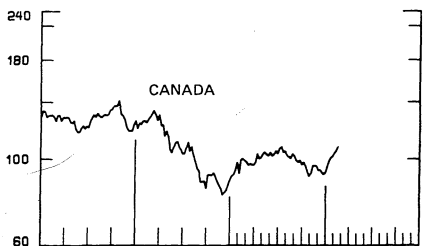
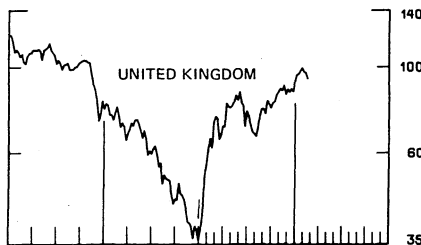
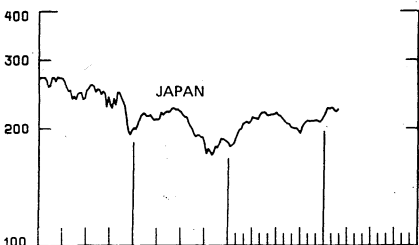


Chart 10  
**INDUSTRIAL STOCK INDEXES**  
 WEEKLY SERIES

RATIO SCALE  
 1969=100



RATIO SCALE  
 1969=100



1976

1974

1976

SERIES NAME

LAST VALUE PLOTTED  
DATE VALUE

15

CHART 1. SPOT EXCHANGE RATES

U.S. DOLLAR, WEIGHTED AVERAGE	MARCH 10	88.18
JAPANESE YEN	MARCH 10	119.49
GERMAN MARK	MARCH 10	142.35
DUTCH GUILDER	MARCH 10	134.85
U.K. POUND	MARCH 10	81.56
CANADIAN DOLLAR	MARCH 10	109.53
FRENCH FRANC	MARCH 10	122.66
SWISS FRANC	MARCH 10	169.31
BELGIAN FRANC	MARCH 10	126.91
ITALIAN LIRA	MARCH 10	78.19

CHART 2. 3-MONTH FORWARD EXCHANGE RATES

CANADIAN DOLLAR	MARCH 10	-4.13
U.K. POUND	MARCH 10	-3.95
GERMAN MARK	MARCH 10	2.07
FRENCH FRANC	MARCH 10	-6.59
SWISS FRANC	MARCH 10	3.99
DUTCH GUILDER	MARCH 10	2.73
JAPANESE YEN	MARCH 10	0.04

CHART 3. GOLD PRICE IN LONDON

U.S. DOLLAR PER FINE OUNCE	MARCH 10	133.10
----------------------------	----------	--------

CHART 4. CALL MONEY RATES

U.S. FEDERAL FUNDS	MARCH 10	4.86
OVERNIGHT EURO-DOLLAR DEPOSITS	MARCH 10	5.03
U.K. 2-DAY LOCAL AUTHORITY DEPOSITS	MARCH 5	8.63
CANADA	MARCH 5	8.75
GERMANY	MARCH 5	3.50
EURO-DM	FEB. 27	3.72
JAPAN	MARCH 5	7.00
FRANCE	MARCH 5	7.44
NETHERLANDS	FEB. 27	2.24
EURO-SWISS FRANC	FEB. 27	1.85

CHART 5. 3-MONTH INTEREST RATES

U.S. CD'S (60-89 DAYS)	MARCH 10	5.25
GERMAN INTERBANK LOAN	MARCH 10	3.70
JAPANESE COMPOSITE LOAN	DEC.	8.51
EURO-DOLLAR DEPOSIT	MARCH 10	5.64
CANADIAN FINANCE COMPANY PAPER	MARCH 10	9.55
INTERBANK STERLING	MARCH 10	8.63
SWISS DEPOSIT	MARCH 10	5.00

SERIES NAME

LAST VALUE PLOTTED  
DATE VALUE

CHART 6. EURO-DOLLAR DEPOSIT RATES: LONDON

OVERNIGHT	MARCH 10	5.03
7-DAY	MARCH 10	5.06
1-MONTH	MARCH 10	5.26
3-MONTH	MARCH 10	5.64
6-MONTH	MARCH 10	6.41
1-YEAR	MARCH 10	7.05

CHART 7. SELECTED EURO-DOLLAR AND U.S. MONEY MARKET RATES

OVERNIGHT EURO-DOLLAR DEPOSITS	MARCH 10	5.03
U.S. FEDERAL FUNDS	MARCH 10	4.86
DIFFERENTIAL ADJ. FOR RESERVE REQUIREMENTS	MARCH 10	0.38
3-MONTH EURO-DOLLAR DEPOSIT RATE	MARCH 10	5.64
U.S. CD'S (60-89 DAYS)	MARCH 10	5.25
DIFFERENTIAL ADJ. FOR RESERVE REQUIREMENTS	MARCH 10	0.29

CHART 8. INTEREST ARBITRAGE, 3-MONTH FUNDS

EURO-DOLLAR DEPOSIT	MARCH 10	5.64
INTERBANK STERLING (LONDON), COVERED	MARCH 10	4.68
DIFFERENTIAL	MARCH 10	0.96
U.S. COMMERCIAL PAPER	MARCH 10	5.25
CANADIAN FINANCE CO. PAPER, COVERED	MARCH 10	5.42
DIFFERENTIAL	MARCH 10	-0.17
EURO-DOLLAR DEPOSIT	MARCH 10	5.64
INTERBANK DM (FRANKFURT), COVERED	MARCH 10	5.77
DIFFERENTIAL	MARCH 10	-0.13
EURO-DOLLAR DEPOSIT	MARCH 10	5.64
SWISS DEPOSIT (SF), COVERED	MARCH 10	8.99
DIFFERENTIAL	MARCH 10	-3.35

SERIES NAME

LAST VALUE PLOTTED  
DATE VALUE

CHART 9. LONG TERM GOVERNMENT BOND YIELDS

UNITED STATES	MARCH 5	7.83
GERMANY	FEB. 27	7.74
JAPAN (MONTHLY)	DEC.	9.40
SWITZERLAND	FEB. 27	5.29
CANADA	FEB. 27	9.27
FRANCE	FEB. 20	9.91
NETHERLANDS	FEB. 27	7.08
UNITED KINGDOM	FEB. 20	13.63

U.S. CORPORATE

AAA BONDS	JAN.	8.60
EURO-DM BONDS	JAN.	7.82
EURO-DOLLAR BONDS	JAN.	8.41

CHART 10. INDUSTRIAL STOCK INDEXES

UNITED STATES	MARCH 5	104.79
JAPAN	FEB. 27	223.72
CANADA	FEB. 20	107.37
FRANCE	JAN. 2	108.03
UNITED KINGDOM	FEB. 20	93.35
SWITZERLAND	FEB. 27	71.76
GERMANY	FEB. 27	100.28



## FEDERAL RESERVE

statistical release

H-10

MARCH 15, 1976

## FOREIGN EXCHANGE RATES

FOR THE WEEK ENDING MARCH 12, 1976

The Board of Governors of the Federal Reserve System is advised that the Federal Reserve Bank of New York has certified for customs purposes the following noon buying rate in New York City for cable transfers payable in foreign currencies:

COUNTRY	MONETARY UNIT	(RATE U.S. CENTS)				
		MAR. 8	MAR. 9	MAR. 10	MAR. 11	MAR. 12
AUSTRALIA	DOLLAR	124.5500	124.6700	124.6100	124.3600	124.6400
AUSTRIA	SCHILLING	5.45000	5.41000	5.42000	5.39000	5.40000
BELGIUM	FRANC	2.53950	2.53950	2.53200	2.52000	2.51950
CANADA	DOLLAR	101.5000	101.5300	101.6200	101.5600	101.4400
DENMARK	KRONE	16.1900	16.1600	16.1400	16.0900	16.0800
FINLAND	MARKKA	26.0400	26.0300	26.0200	25.9400	25.9800
FRANCE	FRANC	22.0900	22.0800	22.0500	21.9700	21.9500
GERMANY	D. MARK	38.9500	38.9300	38.9000	38.7700	38.7600
INDIA	RUPEE	11.0000	11.0000	11.0000	11.0000	11.2000
IRELAND	POUND	194.1500	194.1000	191.2500	193.3000	192.5000
ITALY	LIRA	0.12530	0.12520	0.12440	0.12440	0.12400
JAPAN	YEN	0.33250	0.33210	0.33190	0.33190	0.33240
MALAYSIA	DOLLAR	39.1400	39.0800	39.0500	38.9600	38.9000
MEXICO	PESO	8.0000	8.0000	8.0000	8.0000	8.0000
NETHERLANDS	GUILDER	37.3000	37.2700	37.2200	37.1500	37.0800
NEW ZEALAND	DOLLAR	102.6600	102.1100	102.2400	101.5500	102.0800
NORWAY	KRONE	18.0800	18.0400	17.9900	17.9400	17.9500
PORTUGAL	ESCUDDO	3.5400	3.5500	3.5500	3.5300	3.5200
SOUTH AFRICA	RAND	114.8500	114.8500	114.8500	114.8500	114.8000
SPAIN	PESATA	1.4985	1.4950	1.4975	1.4930	1.4930
SRI LANKA	RUPEE	12.9500	12.9500	12.9500	12.9500	12.9000
SWEDEN	KRONA	22.7500	22.7200	22.7400	22.6800	22.6600
SWITZERLAND	FRANC	38.8000	38.7700	38.8200	38.6200	38.6600
UNITED KINGDOM	POUND	194.1500	194.1000	191.2500	193.3000	192.5000