


L113



Selected Interest & Exchange Rates

Weekly Series of Charts

FEBRUARY 17

**Prepared by the
FINANCIAL MARKETS
SECTION**

**DIVISION OF
INTERNATIONAL FINANCE**

**BOARD OF GOVERNORS
FEDERAL RESERVE SYSTEM
Washington, D.C. 20551**

2

Table of Contents

TABLES

1. LATEST FIGURES PLOTTED
2. DAILY CERTIFIED SPOT EXCHANGE RATES--
H.10 RELEASE

CHARTS

1. SPOT EXCHANGE RATE INDEXES
2. 3-MONTH FORWARD EXCHANGE RATES
3. GOLD PRICE--LONDON
4. CALL MONEY RATES
5. 3-MONTH INTEREST RATES
6. EURO-DOLLAR DEPOSIT RATES
7. SELECTED EURO-DOLLAR AND
U.S. MONEY MARKET RATES
8. INTEREST ARBITRAGE: 3-MONTH FUNDS
9. LONG-TERM GOVERNMENT BOND YIELDS
10. INDUSTRIAL STOCK INDEXES

SUBSCRIPTION RATES:

Weekly \$15.00 per year or \$.40 each in the United States, its possessions, Canada, and Mexico; 10 or more of the same issue to one address, \$13.50 per year or \$.35 each. Elsewhere, \$20.00 per year or \$.50 each. Address requests to Publications Services, Division of Administrative Services, and make payment remittance payable to the order of the Board of Governors of the Federal Reserve System in a form collectible at par in U.S. Currency.

Chart 1 SPOT EXCHANGE RATES

DOLLAR PRICES OF FOREIGN CURRENCIES AND WEIGHTED AVERAGE VALUES (DASHED LINE)

AVERAGES FOR WEEK ENDING WEDNESDAY

RATIO SCALE
MAY 1970 PARITY=100

RATIO SCALE
MAY 1970 PARITY=100

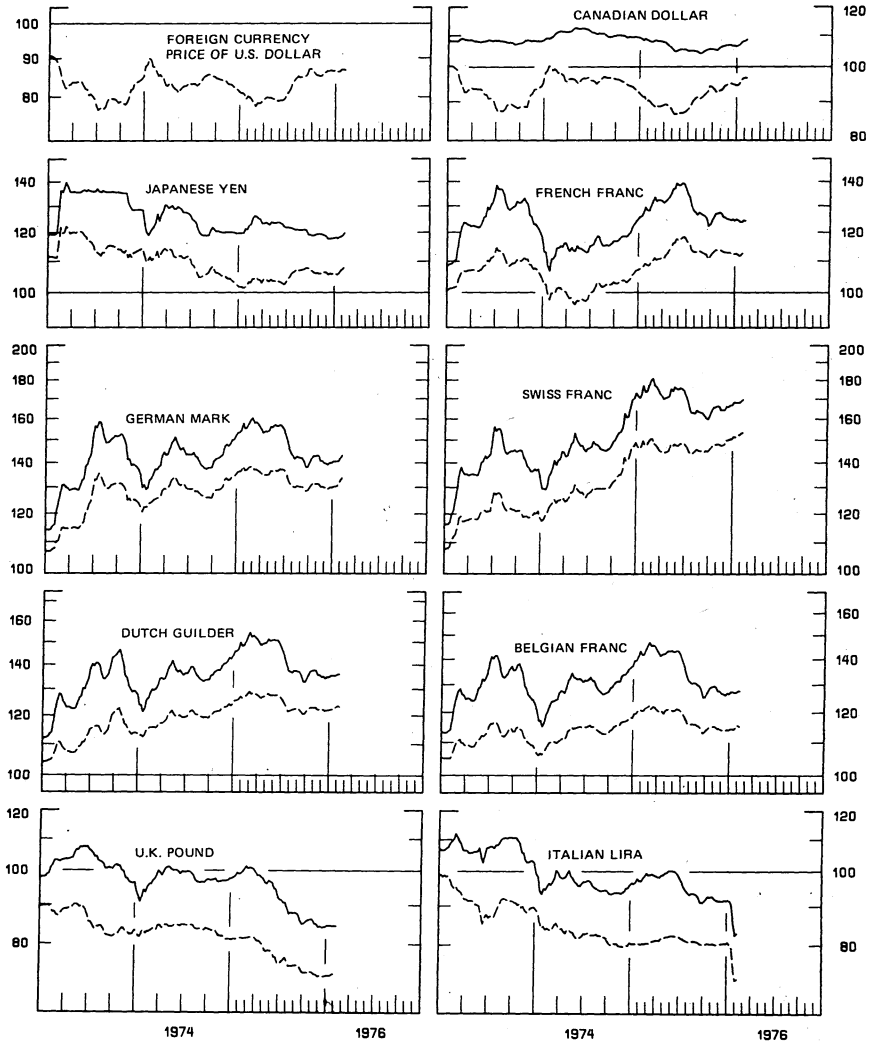


Chart 2
3-MONTH FORWARD EXCHANGE RATES
 PREMIUMS (+), OR DISCOUNT (-)
 AVERAGES FOR WEEK ENDING WEDNESDAY

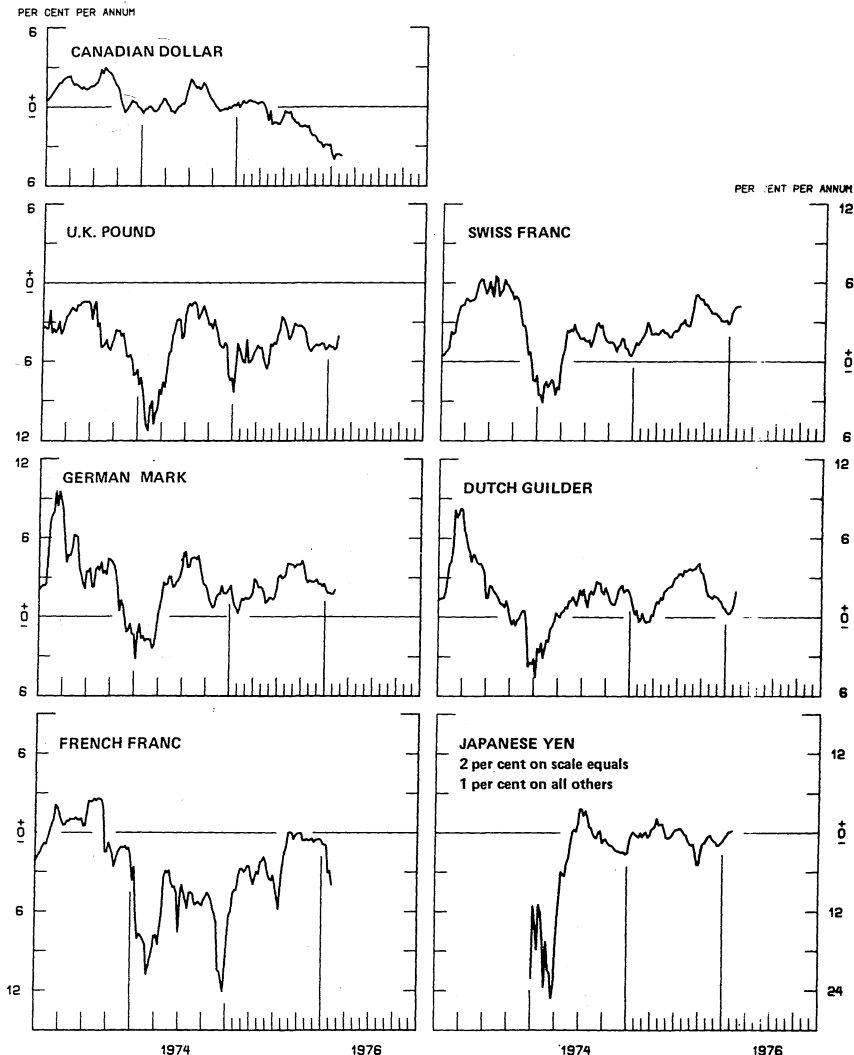


Chart 3
PRICE OF GOLD IN LONDON
AVERAGES FOR WEEK ENDING WEDNESDAY

5

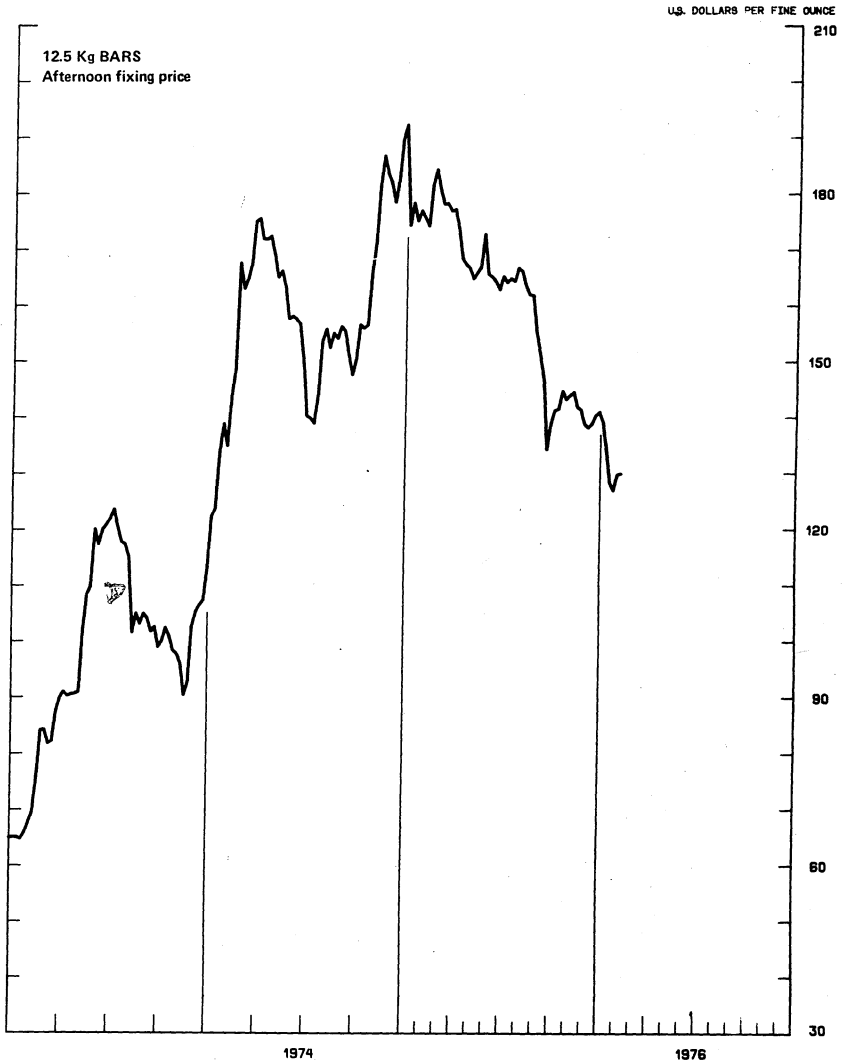
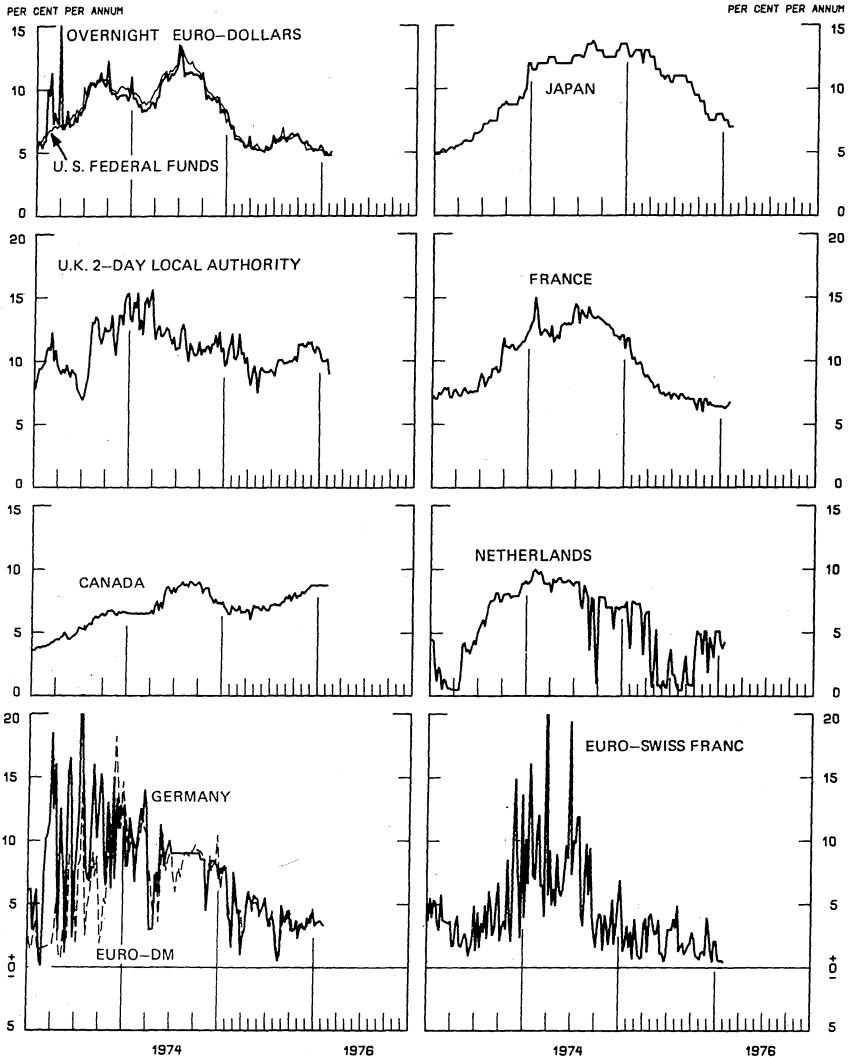


Chart 4
CALL MONEY RATES
 WEEKLY SERIES



7

Chart 5
3-MONTH INTEREST RATES
 WEEKLY SERIES

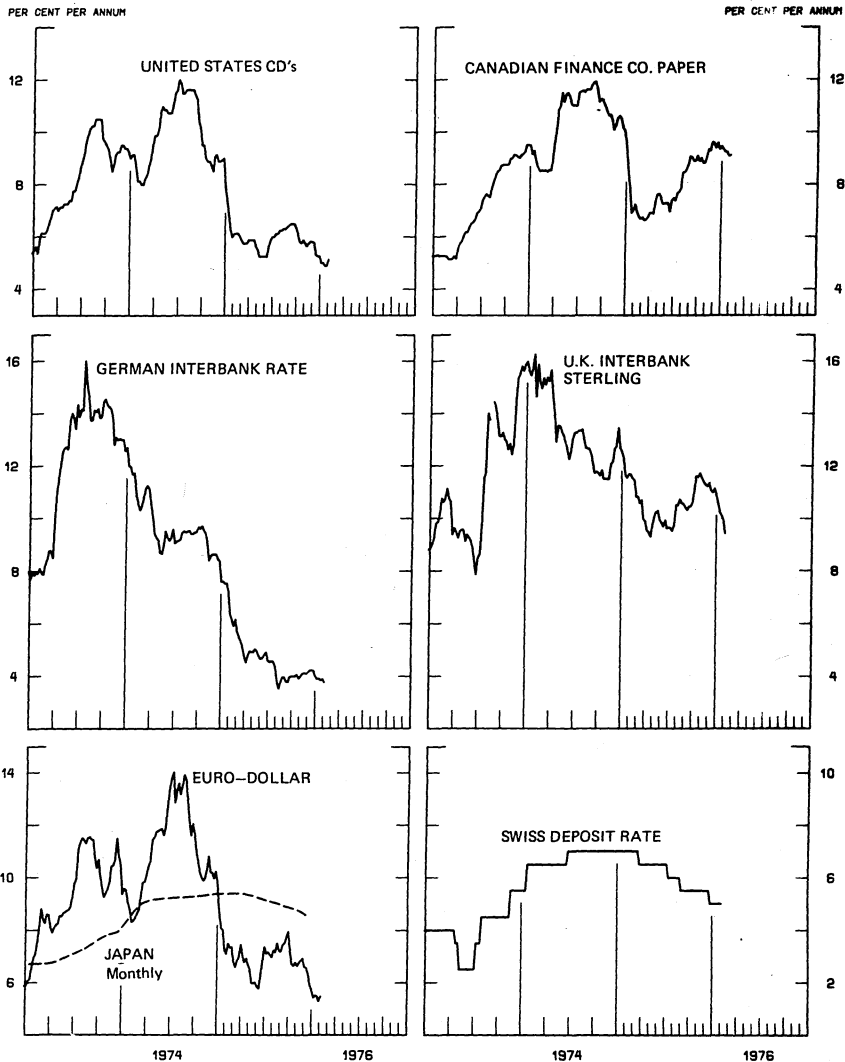


Chart 6
EURO-DOLLAR DEPOSIT RATES London
AVERAGES FOR WEEK ENDING WEDNESDAY

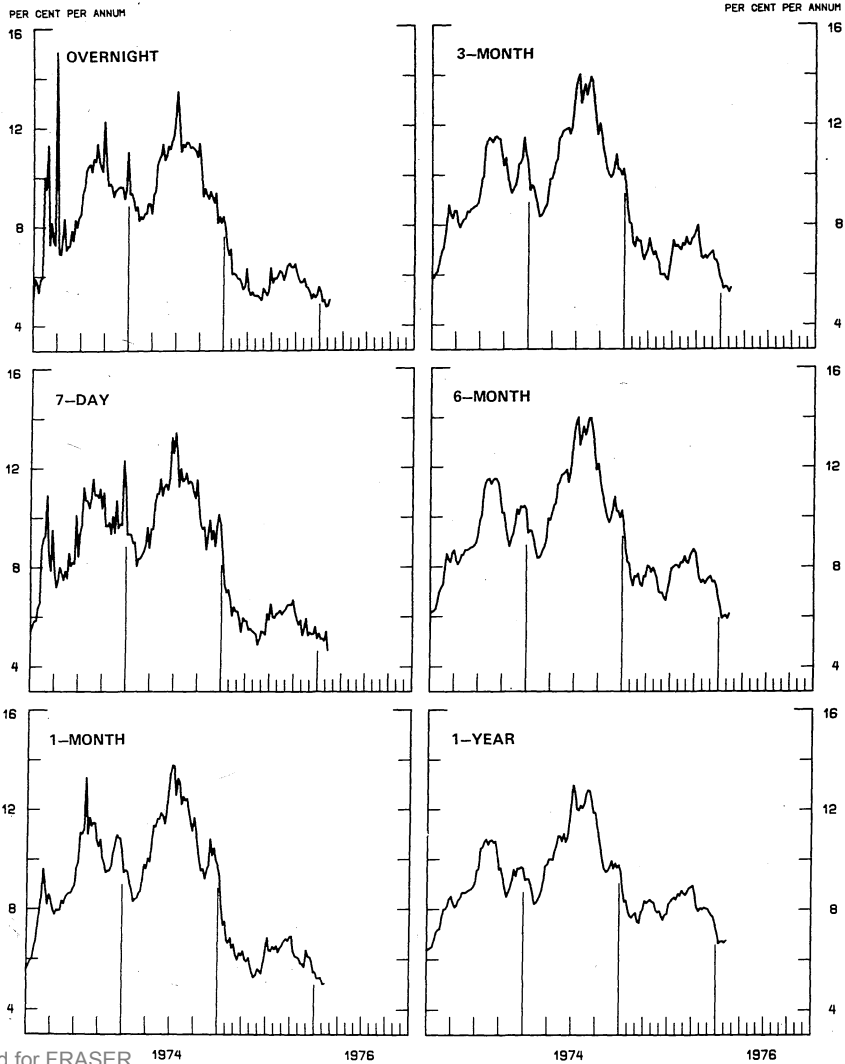


Chart 7
SELECTED EURO-DOLLAR AND U.S. MONEY MARKET RATES
 AVERAGES FOR WEEK ENDING WEDNESDAY

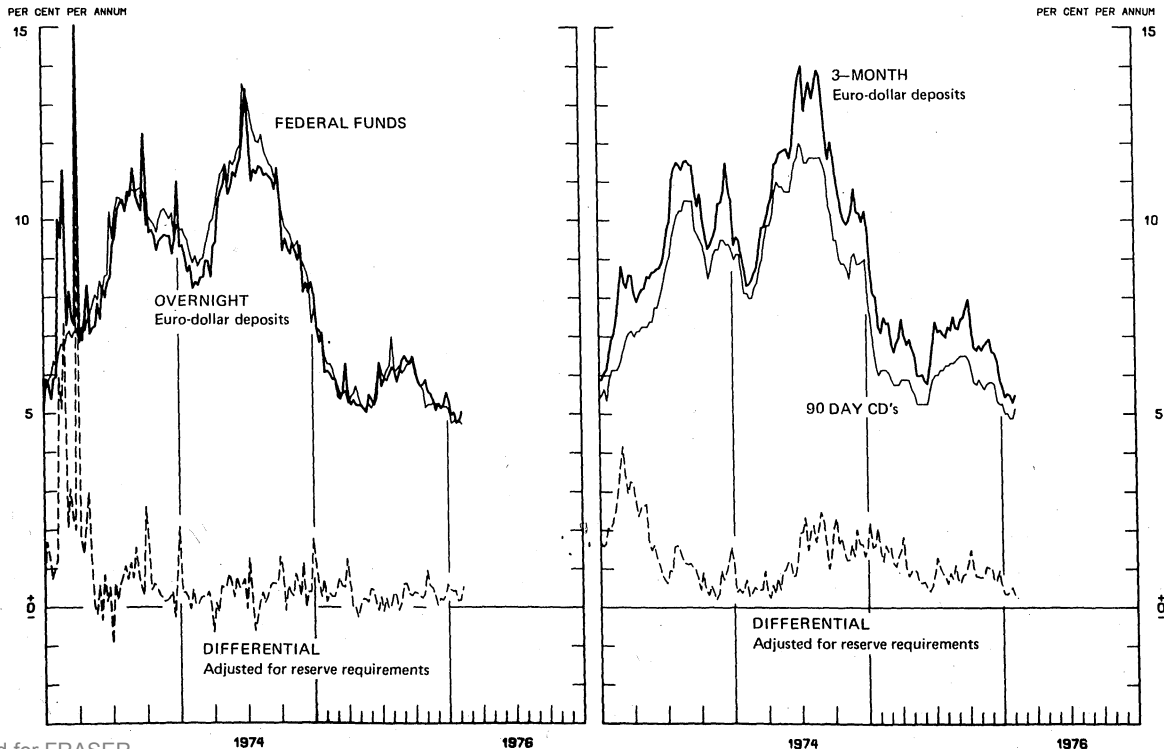


Chart 8

INTEREST ARBITRAGE: 3-MONTH FUNDS

AVERAGES FOR WEEK ENDING WEDNESDAY

DIFFERENTIAL: PLUS(+), INDICATES FAVOR DOLLAR ASSETS

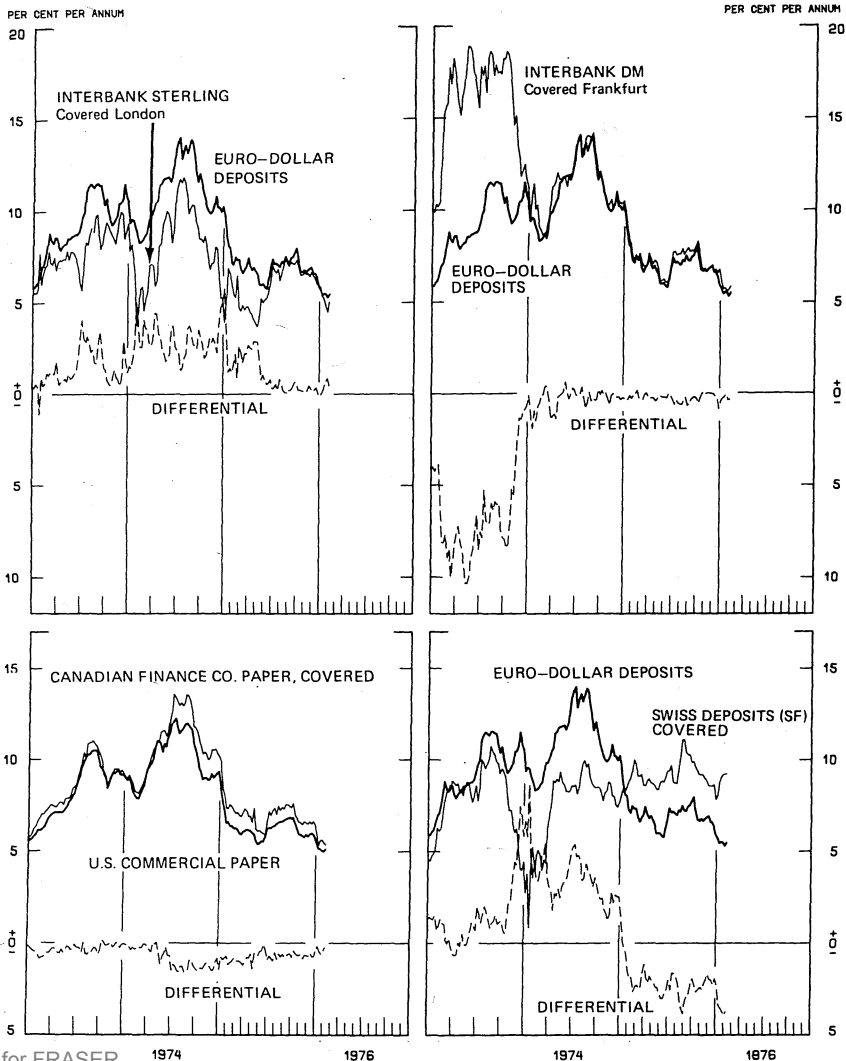


Chart 9
LONG-TERM GOVERNMENT BOND YIELDS
 WEEKLY SERIES

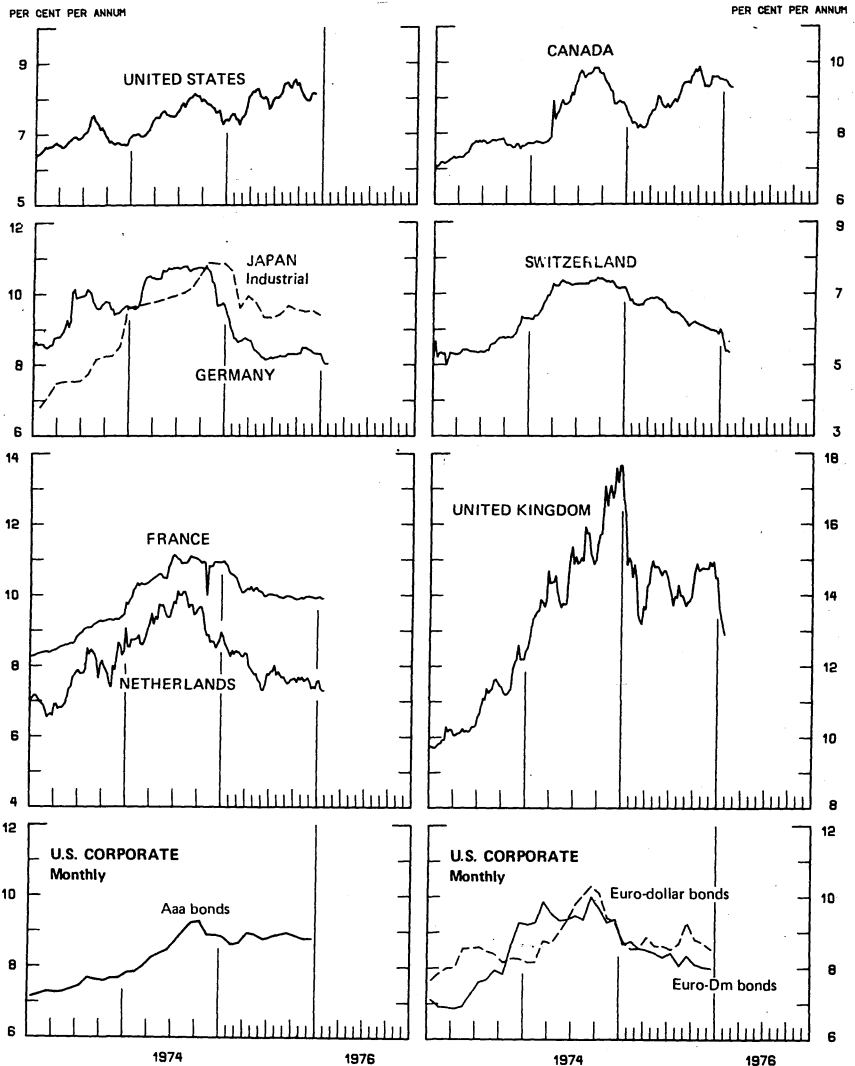
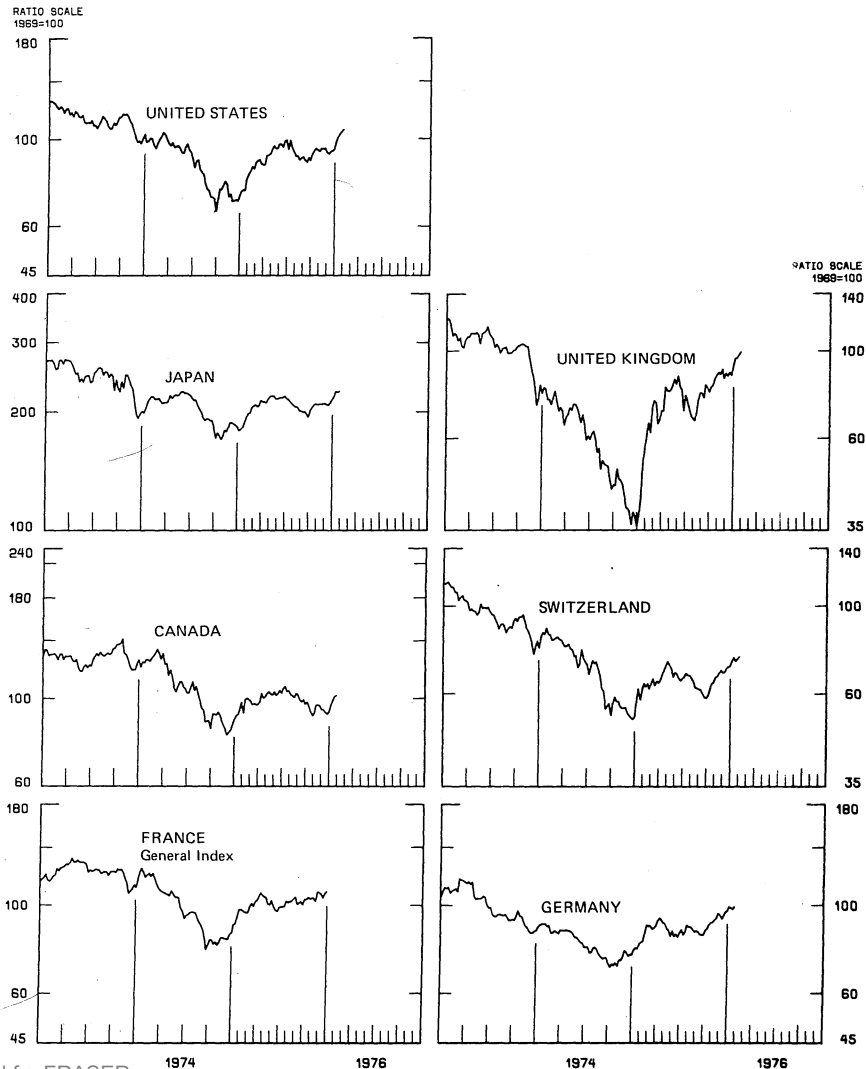


Chart 10
INDUSTRIAL STOCK INDEXES
 WEEKLY SERIES



SERIES NAME

LAST VALUE PLOTTED
DATE VALUE

CHART 1. SPOT EXCHANGE RATES

U.S. DOLLAR, WEIGHTED AVERAGE	FEB. 11	86.79
JAPANESE YEN	FEB. 11	119.72
GERMAN MARK	FEB. 11	143.01
DUTCH GUILDER	FEB. 11	135.94
U.K. POUND	FEB. 11	84.49
CANADIAN DOLLAR	FEB. 11	108.55
FRENCH FRANC	FEB. 11	124.24
SWISS FRANC	FEB. 11	169.62
BELGIAN FRANC	FEB. 11	127.52
ITALIAN LIRA	FEB. 11	82.86

CHART 2. 3-MONTH FORWARD EXCHANGE RATES

CANADIAN DOLLAR	FEB. 11	-3.73
U.K. POUND	FEB. 11	-4.07
GERMAN MARK	FEB. 11	2.06
FRENCH FRANC	FEB. 11	-3.97
SWISS FRANC	FEB. 11	4.22
DUTCH GUILDER	FEB. 11	1.95
JAPANESE YEN	FEB. 11	0.31

CHART 3. GOLD PRICE IN LONDON

U.S. DOLLAR PER FINE OUNCE	FEB. 11	129.96
----------------------------	---------	--------

CHART 4. CALL MONEY RATES

U.S. FEDERAL FUNDS	FEB. 11	4.73
OVERNIGHT EURO-DOLLAR DEPOSITS	FEB. 11	5.05
U.K. 2-DAY LOCAL AUTHORITY DEPOSITS	FEB. 6	9.00
CANADA	FEB. 6	8.75
GERMANY	FEB. 6	3.30
EURO-DM	JAN. 30	3.44
JAPAN	FEB. 6	7.00
FRANCE	FEB. 6	6.75
NETHERLANDS	JAN. 23	4.28
EURO-SWISS FRANC	JAN. 30	0.42

CHART 5. 3-MONTH INTEREST RATES

U.S. CD'S (60-89 DAYS)	FEB. 11	5.13
GERMAN INTERBANK LOAN	FEB. 11	3.76
JAPANESE COMPOSITE LOAN	DEC.	8.51
EURO-DOLLAR DEPOSIT	FEB. 11	5.48
CANADIAN FINANCE COMPANY PAPER	FEB. 11	9.10
INTERBANK STERLING	FEB. 11	9.10
SWISS DEPOSIT	FEB. 11	5.00

SERIES NAME

LAST VALUE PLOTTED
DATE VALUE

CHART 6. EURO-DOLLAR DEPOSIT RATES: LONDON

OVERNIGHT	FEB. 11	5.05
7-DAY	FEB. 11	4.66
1-MONTH	FEB. 11	5.04
3-MONTH	FEB. 11	5.48
6-MONTH	FEB. 11	6.11
1-YEAR	FEB. 11	6.76

CHART 7. SELECTED EURO-DOLLAR AND U.S. MONEY MARKET RATES

OVERNIGHT EURO-DOLLAR DEPOSITS	FEB. 11	5.05
U.S. FEDERAL FUNDS	FEB. 11	4.73
DIFFERENTIAL ADJ. FOR RESERVE REQUIREMENTS	FEB. 11	0.53
3-MONTH EURO-DOLLAR DEPOSIT RATE	FEB. 11	5.48
U.S. CD'S (60-89 DAYS)	FEB. 11	5.13
DIFFERENTIAL ADJ. FOR RESERVE REQUIREMENTS	FEB. 11	0.25

CHART 8. INTEREST ARBITRAGE, 3-MONTH FUNDS

EURO-DOLLAR DEPOSIT	FEB. 11	5.48
INTERBANK STERLING (LONDON), COVERED	FEB. 11	5.03
DIFFERENTIAL	FEB. 11	0.45
U.S. COMMERCIAL PAPER	FEB. 11	5.13
CANADIAN FINANCE CO. PAPER, COVERED	FEB. 11	5.37
DIFFERENTIAL	FEB. 11	-0.24
EURO-DOLLAR DEPOSIT	FEB. 11	5.48
INTERBANK DM (FRANKFURT), COVERED	FEB. 11	5.82
DIFFERENTIAL	FEB. 11	-0.34
EURO-DOLLAR DEPOSIT	FEB. 11	5.48
SWISS DEPOSIT (SF), COVERED	FEB. 11	9.22
DIFFERENTIAL	FEB. 11	-3.74

SERIES NAME

LAST VALUE PLOTTED
DATE VALUE

CHART 9. LONG TERM GOVERNMENT BOND YIELDS

UNITED STATES	FEB. 6	7.84
GERMANY	JAN. 30	8.03
JAPAN (MONTHLY)	DEC.	9.40
SWITZERLAND	FEB. 6	5.35
CANADA	FEB. 6	9.27
FRANCE	JAN. 23	9.90
NETHERLANDS	JAN. 30	7.30
UNITED KINGDOM	JAN. 30	12.90

U.S. CORPORATE

AAA BONDS	DEC.	8.79
EURO-DM BONDS	DEC.	7.99
EURO-DOLLAR BONDS	DEC.	8.52

CHART 10. INDUSTRIAL STOCK INDEXES

UNITED STATES	FEB. 6	105.48
JAPAN	JAN. 30	225.65
CANADA	JAN. 30	101.58
FRANCE	JAN. 2	108.03
UNITED KINGDOM	JAN. 30	99.43
SWITZERLAND	FEB. 6	74.22
GERMANY	JAN. 30	99.07



FEDERAL RESERVE

statistical release

H-10

FEBRUARY 17, 1976

FOREIGN EXCHANGE RATES

FOR THE WEEK ENDING FEBRUARY 13, 1976

The Board of Governors of the Federal Reserve System is advised that the Federal Reserve Bank of New York has certified for customs purposes the following noon buying rate in New York City for cable transfers payable in foreign currencies:

COUNTRY	MONETARY UNIT	(RATE U.S. CENTS)				
		FEB. 9	FEB. 10	FEB. 11	FEB. 12	FEB. 13
AUSTRALIA	DOLLAR	125.9200	126.0200	126.0500		126.1000
AUSTRIA	SCHILLING	5.45000	5.44000	5.47000		5.48000
BELGIUM	FRANC	2.54650	2.55000	2.56300		2.55800
CANADA	DOLLAR	100.4400	100.4200	100.4200	H	100.3800
DENMARK	KRONE	16.2500	16.2600	16.3600		16.2900
FINLAND	MARKKA	26.1200	26.1000	26.1400		26.1500
FRANCE	FRANC	22.3300	22.3500	22.4600	O	22.3300
GERMANY	D. MARK	39.0800	39.1700	39.4500		39.2600
INDIA	RUPEE	11.2000	11.2000	11.2000		11.1800
IRELAND	POUND	202.8000	202.6500	202.9600	L	202.4500
ITALY	LIRA	0.13300	0.13250	0.13150		0.13020
JAPAN	YEN	0.33250	0.33260	0.33320		0.33250
MALAYSIA	DOLLAR	38.8900	38.9500	38.9400	I	38.9000
MEXICO	PESO	8.0000	8.0000	8.0000		8.0000
NETHERLANDS	GUILDER	37.4900	37.5800	37.7100		37.7100
NEW ZEALAND	DOLLAR	104.2300	104.3500	104.3500	D	104.4000
NORWAY	KRONE	18.0900	18.1100	18.1800		18.1200
PORTUGAL	ESCUDDO	3.6700	3.6600	3.6700		3.6700
SOUTH AFRICA	RAND	114.8000	114.8000	114.8000	A	114.7500
SPAIN	PESATA	1.5015	1.5025	1.5175		1.5095
SRI LANKA	RUPEE	12.9500	12.9500	12.9500		12.9500
SWEDEN	KRONA	22.8800	22.8700	22.9200	Y	22.8000
SWITZERLAND	FRANC	38.8200	38.8400	39.1700		39.2000
UNITED KINGDOM	POUND	202.8000	202.6500	202.9600		202.4500