


H.13



Selected Interest & Exchange Rates

Weekly Series of Charts

FEBRUARY 2, 1976

**Prepared by the
FINANCIAL MARKETS
SECTION**

**DIVISION OF
INTERNATIONAL FINANCE**

**BOARD OF GOVERNORS
FEDERAL RESERVE SYSTEM
Washington, D.C. 20551**

Table of Contents

TABLES

- 1. LATEST FIGURES PLOTTED
- 2. DAILY CERTIFIED SPOT EXCHANGE RATES-- H.10 RELEASE

CHARTS

- 1. SPOT EXCHANGE RATE INDEXES
- 2. 3-MONTH FORWARD EXCHANGE RATES
- 3. GOLD PRICE--LONDON
- 4. CALL MONEY RATES
- 5. 3-MONTH INTEREST RATES
- 6. EURO-DOLLAR DEPOSIT RATES
- 7. SELECTED EURO-DOLLAR AND U.S. MONEY MARKET RATES
- 8. INTEREST ARBITRAGE: 3-MONTH FUNDS
- 9. LONG-TERM GOVERNMENT BOND YIELDS
- 10. INDUSTRIAL STOCK INDEXES

SUBSCRIPTION RATES:

Weekly \$15.00 per year or \$.40 each in the United States, its possessions, Canada, and Mexico; 10 or more of the same issue to one address, \$13.50 per year or \$.35 each. Elsewhere, \$20.00 per year or \$.50 each. Address requests to Publications Services, Division of Administrative Services, and make payment remittance payable to the order of the Board of Governors of the Federal Reserve System in a form collectible at par in U.S. Currency.

Chart 1
SPOT EXCHANGE RATES

DOLLAR PRICES OF FOREIGN CURRENCIES AND WEIGHTED AVERAGE VALUES (DASHED LINE)

AVERAGES FOR WEEK ENDING WEDNESDAY

RATIO SCALE
MAY 1970 PARITY=100

RATIO SCALE
MAY 1970 PARITY=100

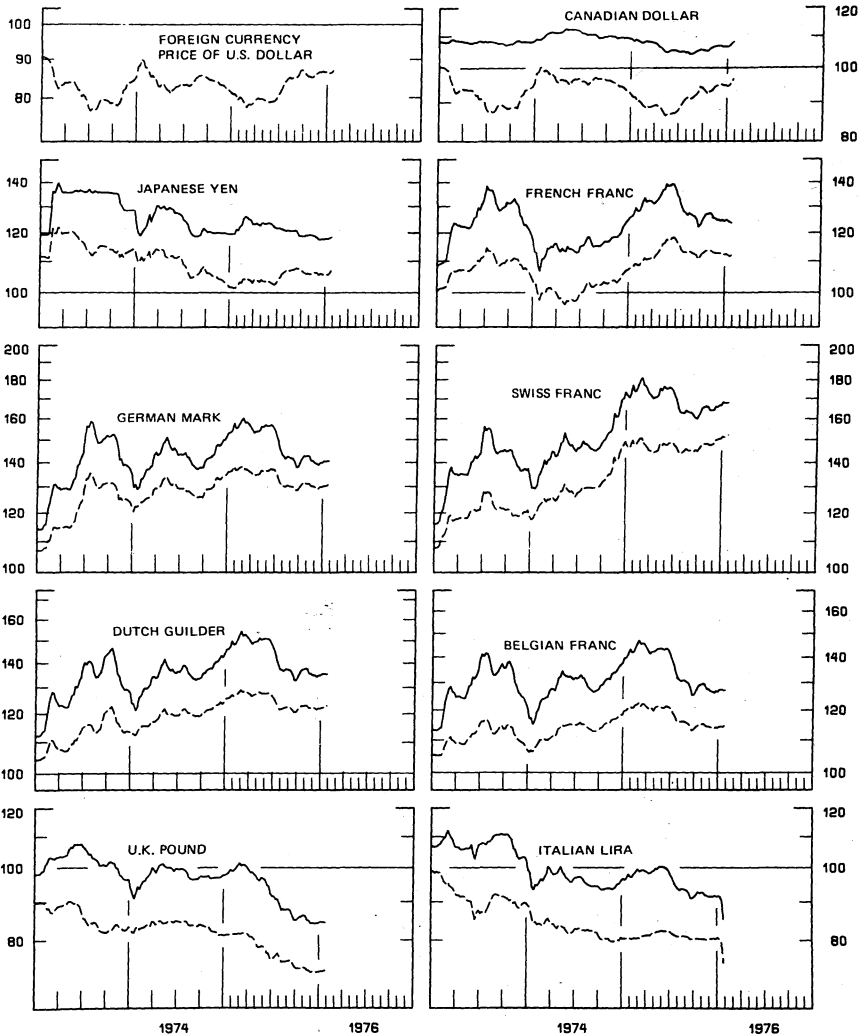


Chart 2
3-MONTH FORWARD EXCHANGE RATES
 PREMIUMS (+), OR DISCOUNT (-)
 AVERAGES FOR WEEK ENDING WEDNESDAY

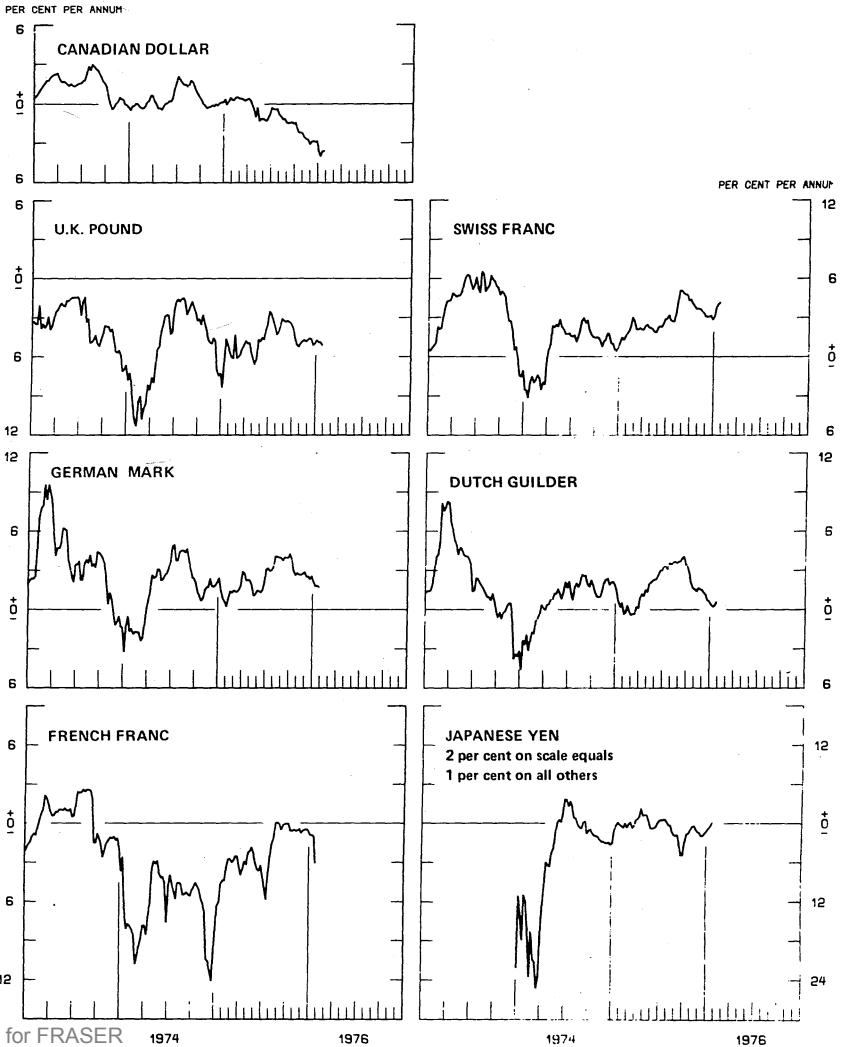


Chart 3
PRICE OF GOLD IN LONDON
AVERAGES FOR WEEK ENDING WEDNESDAY

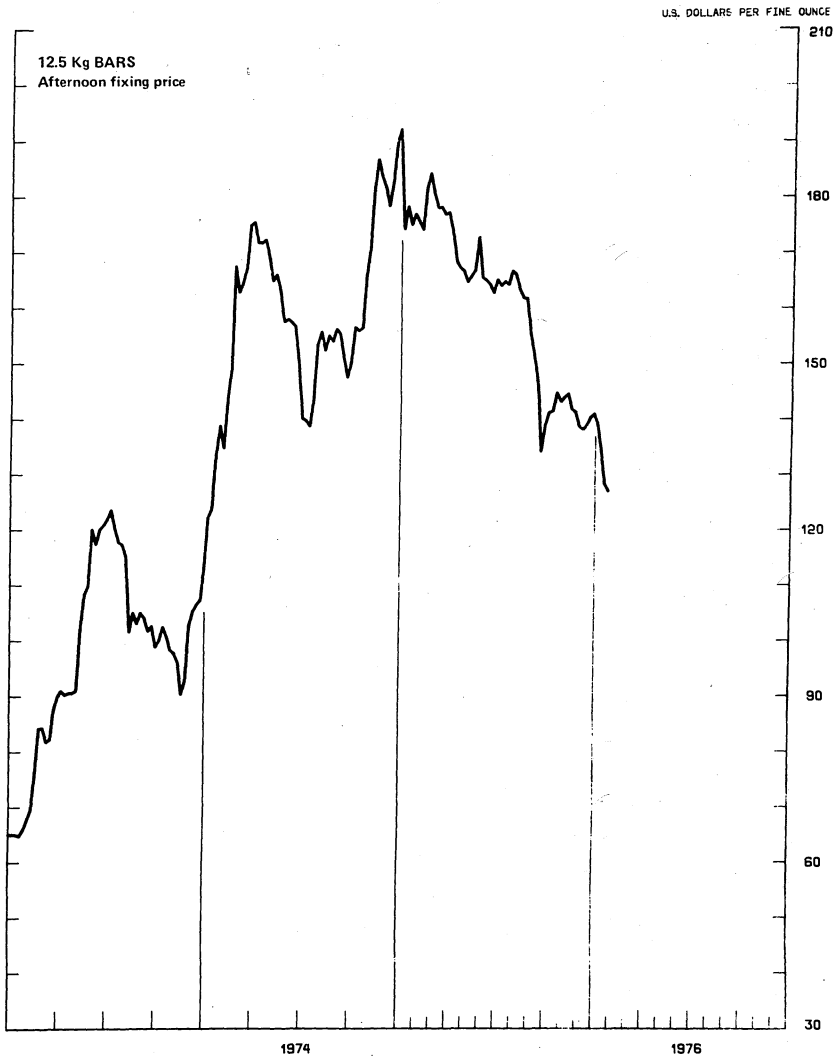


Chart 4
CALL MONEY RATES
 WEEKLY SERIES

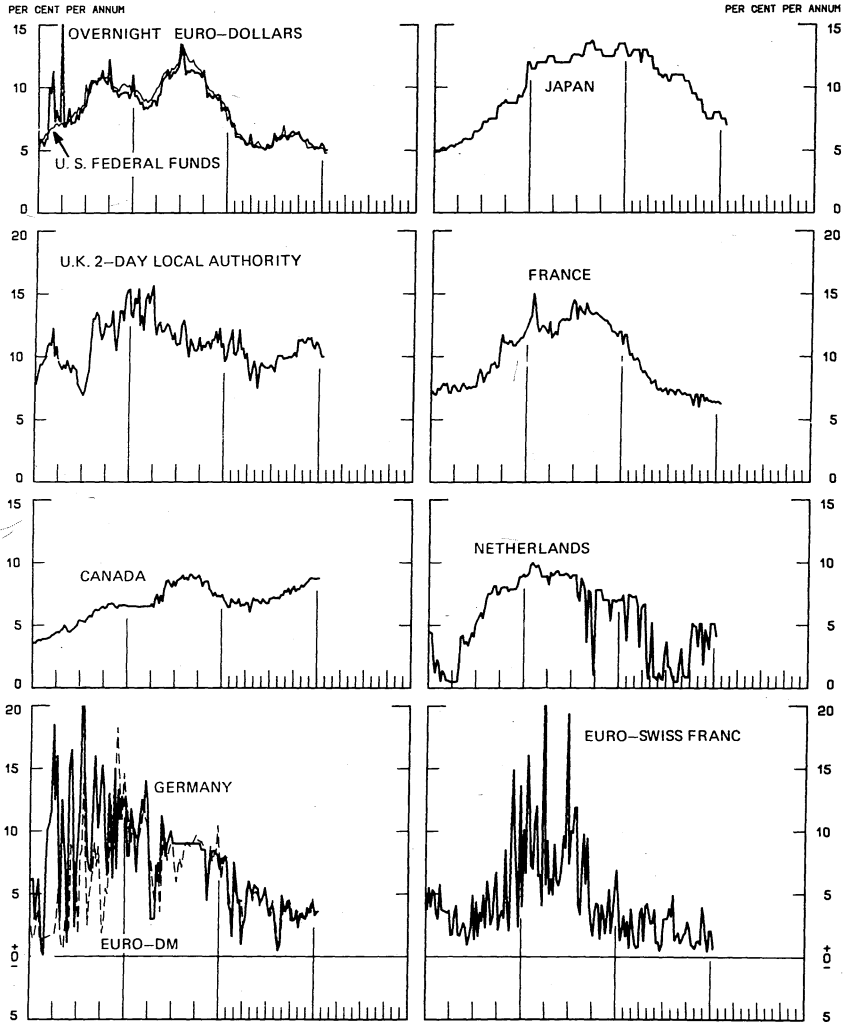


Chart 5 3-MONTH INTEREST RATES WEEKLY SERIES

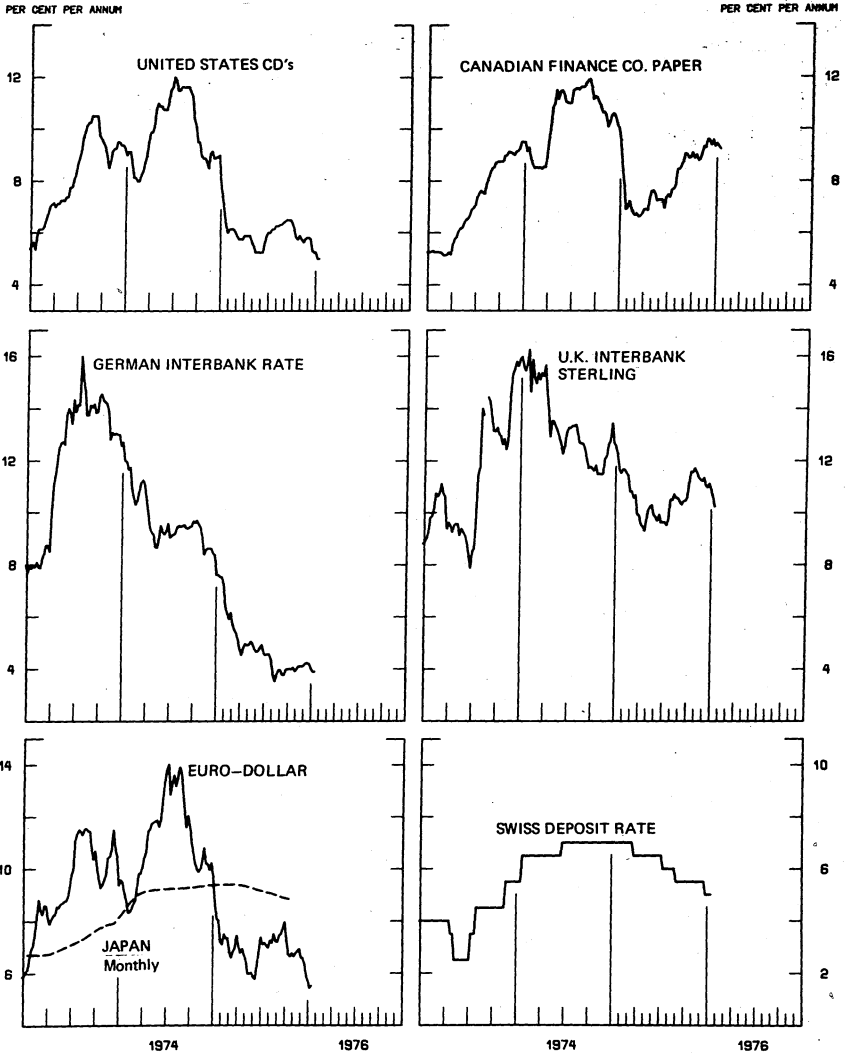


Chart 6

EURO-DOLLAR DEPOSIT RATES London

AVERAGES FOR WEEK ENDING WEDNESDAY

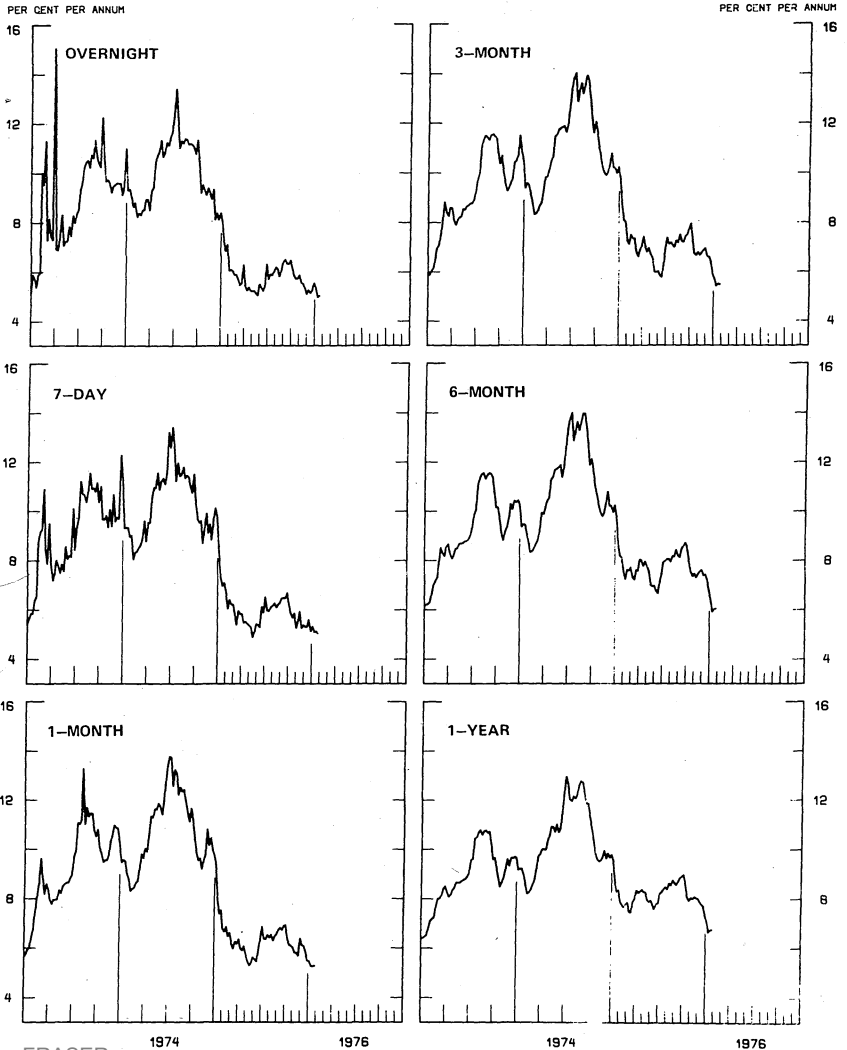
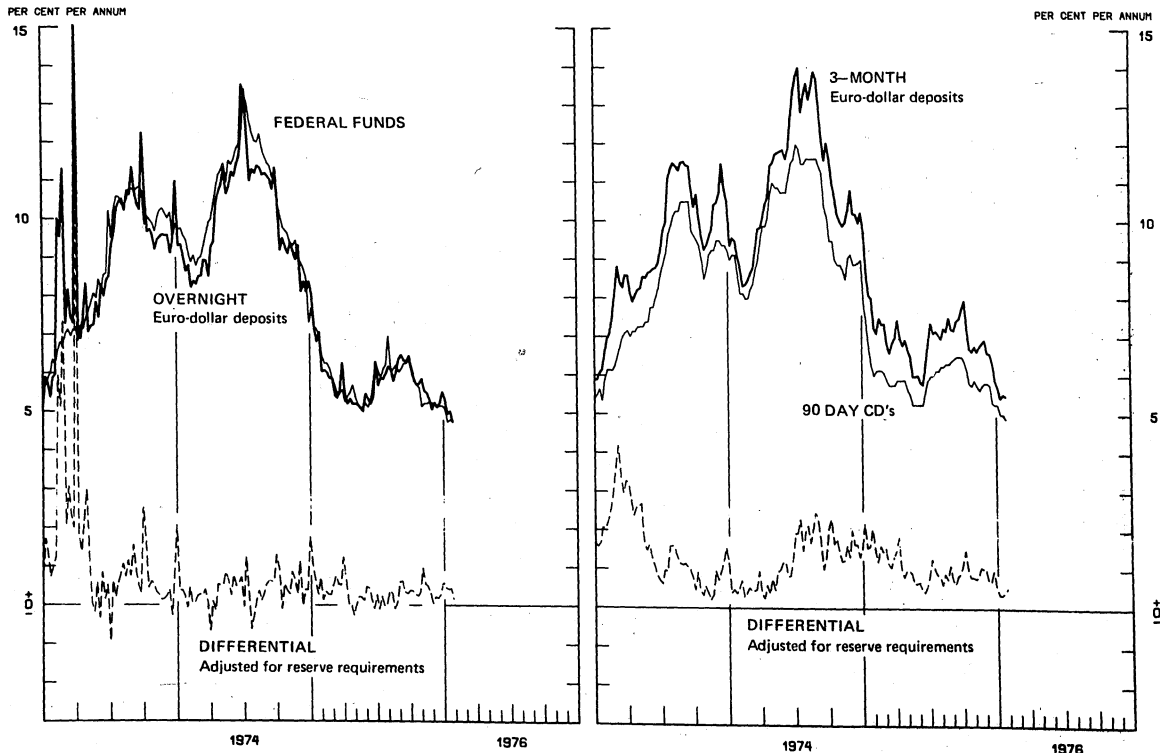


Chart 7
SELECTED EURO-DOLLAR AND U.S. MONEY MARKET RATES
 AVERAGES FOR WEEK ENDING WEDNESDAY



9

Chart 8

INTEREST ARBITRAGE: 3-MONTH FUNDS

AVERAGES FOR WEEK ENDING WEDNESDAY

DIFFERENTIAL: PLUS(+), INDICATES FAVOR DOLLAR ASSETS

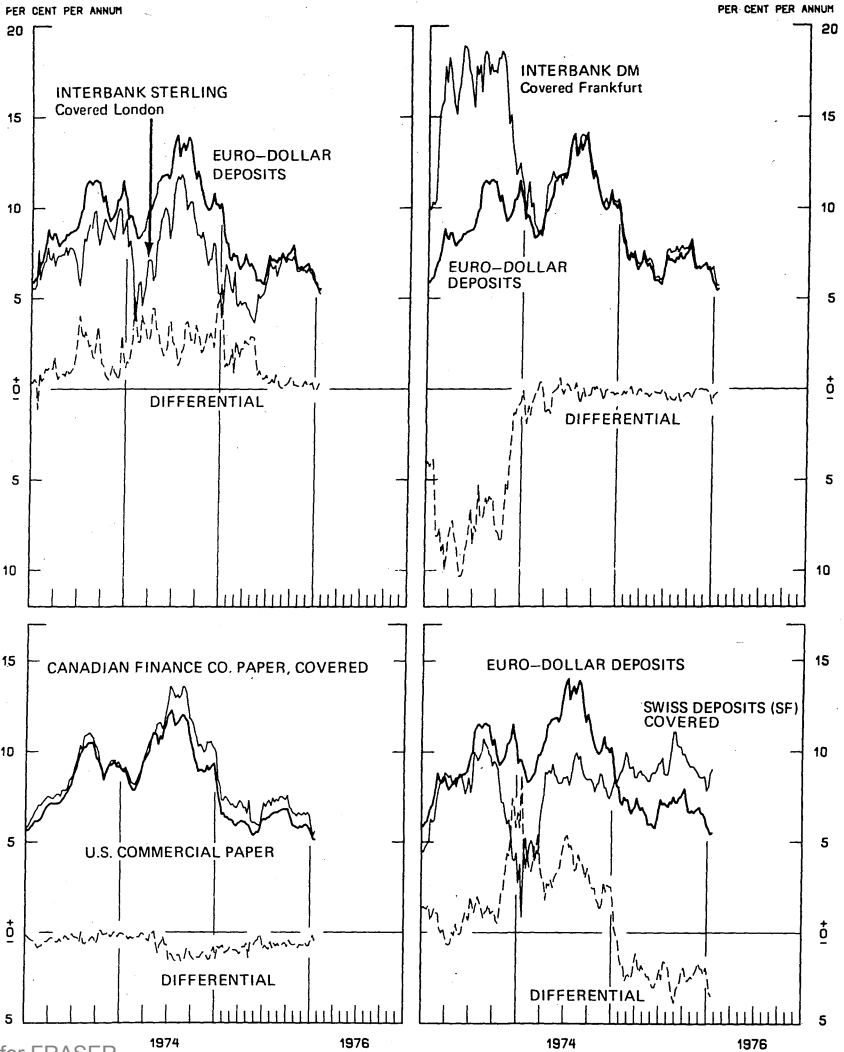


Chart 9
LONG-TERM GOVERNMENT BOND YIELDS
 WEEKLY SERIES

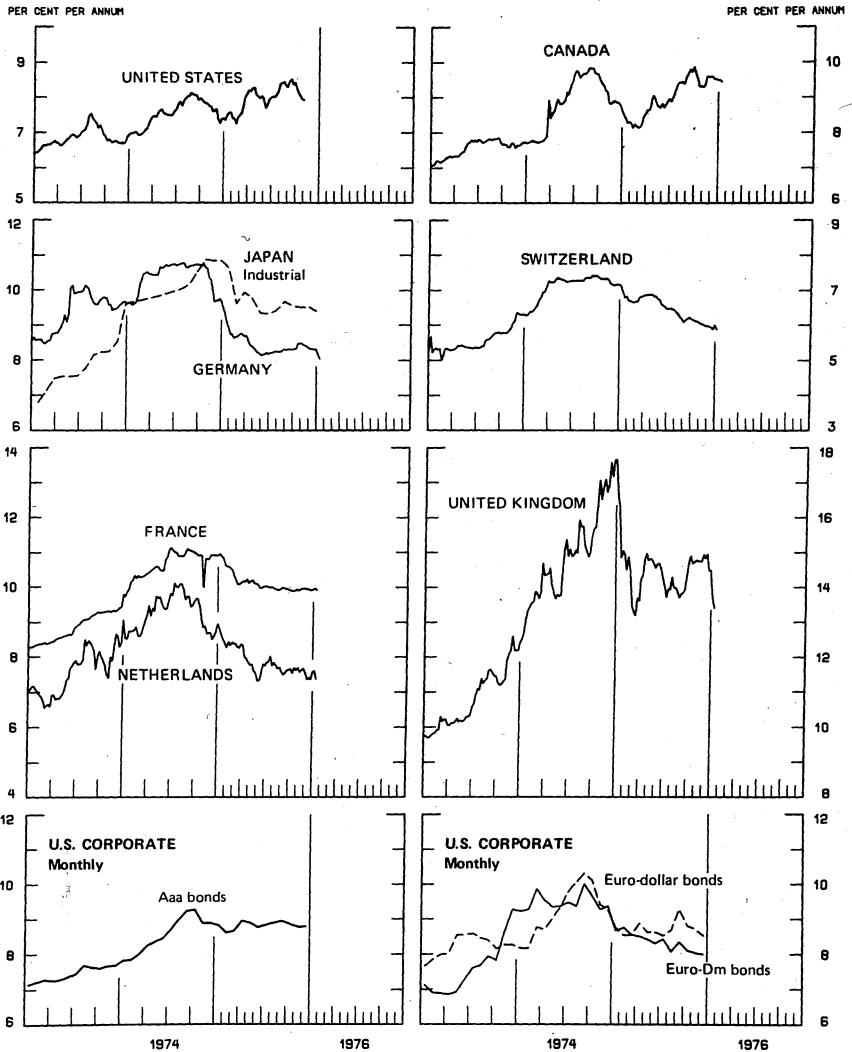
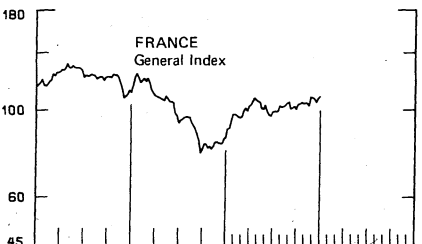
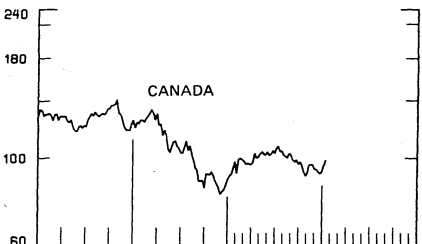
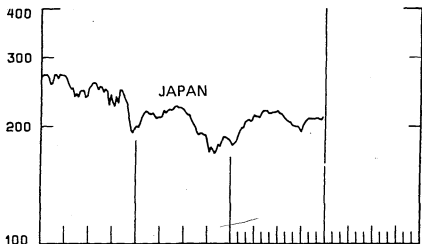
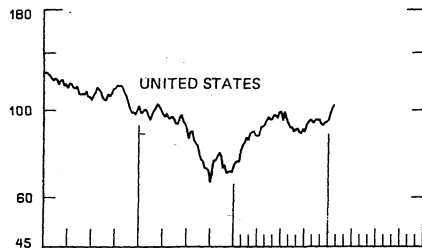
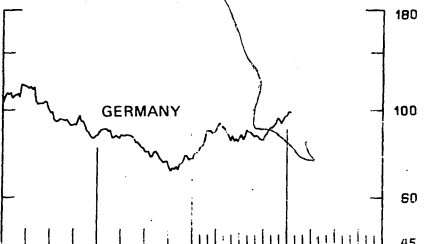
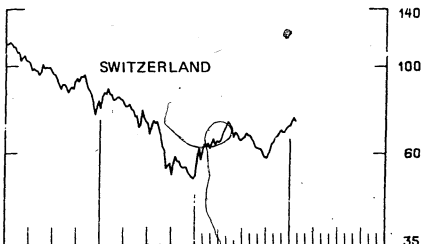
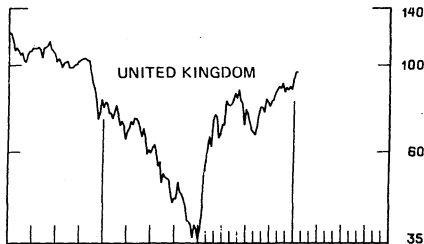


Chart 10
INDUSTRIAL STOCK INDEXES
 WEEKLY SERIES

RATIO SCALE
 1969=100



RATIO SCALE
 1969=100



1974

1976

1974

1976

SERIES NAME

LAST VALUE PLOTTED
DATE VALUE

CHART 1. SPOT EXCHANGE RATES

U.S. DOLLAR, WEIGHTED AVERAGE	JAN. 28	86.95
JAPANESE YEN	JAN. 28	118.48
GERMAN MARK	JAN. 28	140.62
DUTCH GUILDER	JAN. 28	135.50
U.K. POUND	JAN. 28	84.36
CANADIAN DOLLAR	JAN. 28	108.06
FRENCH FRANC	JAN. 28	123.64
SWISS FRANC	JAN. 28	167.96
BELGIAN FRANC	JAN. 28	127.13
ITALIAN LIRA	JAN. 28	85.36

CHART 2. 3-MONTH FORWARD EXCHANGE RATES

CANADIAN DOLLAR	JAN. 28	-2.59
U.K. POUND	JAN. 28	-5.09
GERMAN MARK	JAN. 28	1.71
FRENCH FRANC	JAN. 28	-3.03
SWISS FRANC	JAN. 28	4.16
DUTCH GUILDER	JAN. 28	0.60
JAPANESE YEN	JAN. 28	0.13

CHART 3. GOLD PRICE IN LONDON

U.S. DOLLAR PER FINE OUNCE	JAN. 28	127.03
----------------------------	---------	--------

CHART 4. CALL MONEY RATES

U.S. FEDERAL FUNDS	JAN. 28	4.80
OVERNIGHT EURO-DOLLAR DEPOSITS	JAN. 28	4.76
U.K. 2-DAY LOCAL AUTHORITY DEPOSITS	JAN. 23	10.00
CANADA	JAN. 16	8.75
GERMANY	JAN. 23	3.70
EURO-DM	JAN. 16	3.60
JAPAN	JAN. 23	7.00
FRANCE	JAN. 23	6.38
NETHERLANDS	JAN. 16	3.78
EURO-SWISS FRANC	JAN. 16	0.49

CHART 5. 3-MONTH INTEREST RATES

U.S. CD'S (60-89 DAYS)	JAN. 28	4.88
GERMAN INTERBANK LOAN	JAN. 28	3.84
JAPANESE COMPOSITE LOAN	NOV.	8.72
EURO-DOLLAR DEPOSIT	JAN. 28	5.48
CANADIAN FINANCE COMPANY PAPER	JAN. 28	9.22
INTERBANK STERLING	JAN. 28	9.91
SWISS DEPOSIT	JAN. 28	5.00

14

SERIES NAME

LAST VALUE PLOTTED
DATE VALUE

CHART 6. EURO-DOLLAR DEPOSIT RATES: LONDON

OVERNIGHT	JAN. 28	4.76
7-DAY	JAN. 28	5.04
1-MONTH	JAN. 28	5.29
3-MONTH	JAN. 28	5.48
6-MONTH	JAN. 28	6.05
1-YEAR	JAN. 28	6.74

CHART 7. SELECTED EURO-DOLLAR AND U.S. MONEY MARKET RATES

OVERNIGHT EURO-DOLLAR DEPOSITS	JAN. 28	4.76
U.S. FEDERAL FUNDS	JAN. 28	4.80
DIFFERENTIAL ADJ. FOR RESERVE REQUIREMENTS	JAN. 28	0.16
3-MONTH EURO-DOLLAR DEPOSIT RATE	JAN. 28	5.48
U.S. CD'S (60-89 DAYS)	JAN. 28	4.88
DIFFERENTIAL ADJ. FOR RESERVE REQUIREMENTS	JAN. 28	0.52

CHART 8. INTEREST ARBITRAGE, 3-MONTH FUNDS

EURO-DOLLAR DEPOSIT	JAN. 28	5.48
INTERBANK STERLING (LONDON), COVERED	JAN. 28	4.82
DIFFERENTIAL	JAN. 28	0.66
U.S. COMMERCIAL PAPER	JAN. 28	5.03
CANADIAN FINANCE CO. PAPER, COVERED	JAN. 28	5.63
DIFFERENTIAL	JAN. 28	-0.60
EURO-DOLLAR DEPOSIT	JAN. 28	5.48
INTERBANK DM (FRANKFURT), COVERED	JAN. 28	5.55
DIFFERENTIAL	JAN. 28	-0.07
EURO-DOLLAR DEPOSIT	JAN. 28	5.48
SWISS DEPOSIT (SF), COVERED	JAN. 28	9.14
DIFFERENTIAL	JAN. 28	-3.69

SERIES NAME

LAST VALUE PLOTTED
DATE VALUE

CHART 9. LONG TERM GOVERNMENT BOND YIELDS

UNITED STATES	JAN. 23	7.77
GERMANY	JAN. 16	8.04
JAPAN (MONTHLY)	DEC.	9.70
SWITZERLAND	JAN. 9	5.86
CANADA	JAN. 16	9.44
FRANCE	JAN. 16	9.91
NETHERLANDS	JAN. 16	7.37
UNITED KINGDOM	JAN. 16	13.39

U.S. CORPORATE

AAA BONDS	DEC.	8.79
EURO-DM BONDS	DEC.	7.99
EURO-DOLLAR BONDS	DEC.	8.52

CHART 10. INDUSTRIAL STOCK INDEXES

UNITED STATES	JAN. 23	103.02
JAPAN	DEC. 26	210.77
CANADA	JAN. 16	98.59
FRANCE	JAN. 2	108.03
UNITED KINGDOM	JAN. 16	96.05
SWITZERLAND	JAN. 23	72.34
GERMANY	JAN. 16	98.60



FEDERAL RESERVE

statistical release

H. 10

JANUARY 30, 1976

FOREIGN EXCHANGE RATES

FOR THE WEEK ENDING JANUARY 30, 1976

The Board of Governors of the Federal Reserve System is advised that the Federal Reserve Bank of New York has certified for customs purposes the following noon buying rate in New York City for cable transfers payable in foreign currencies:

COUNTRY	MONETARY UNIT	(RATE U.S. CENTS)				
		JAN. 26	JAN. 27	JAN. 28	JAN. 29	JAN. 30
AUSTRALIA	DOLLAR	125.8000	125.6000	125.9500	125.6500	125.6300
AUSTRIA	SCHILLING	5.43000	5.43000	5.44000	5.43000	5.44000
BELGIUM	FRANC	2.54350	2.54200	2.54500	2.54450	2.54700
CANADA	DOLLAR	100.0800	99.9500	100.0000	99.9700	99.8900
DENMARK	KRONE	16.2300	16.2200	16.2100	16.2100	16.2500
FINLAND	MARKKA	26.0300	26.0300	26.0400	26.0100	26.0400
FRANCE	FRANC	22.3100	22.2900	22.2800	22.3000	22.3200
GERMANY	D. MARK	38.4200	38.4400	38.4300	38.5300	38.6300
INDIA	RUPEE	11.1500	11.1500	11.1500	11.1500	11.2200
IRELAND	POUND	202.5200	202.6000	202.8700	203.0000	202.9500
ITALY	LIRA	0.13660	0.13710	0.13580	0.13450	0.13150
JAPAN	YEN	0.32920	0.32930	0.32940	0.32930	0.32930
MALAYSIA	DOLLAR	38.7200	38.8000	38.8000	38.8000	38.8700
MEXICO	PESO	8.0000	8.0000	8.0000	8.0000	8.0000
NETHERLANDS	GUILDER	37.4200	37.4300	37.4800	37.4900	37.4900
NEW ZEALAND	DOLLAR	104.0000	104.0200	104.6000	104.1000	104.1800
NORWAY	KRONE	17.9900	17.9900	17.9900	17.9700	18.0200
PORTUGAL	ESCUDO	3.6500	3.6600	3.6600	3.6500	3.6600
SOUTH AFRICA	RAND	114.8000	114.8000	114.8000	114.8000	114.8000
SPAIN	PESATA	1.6715	1.6730	1.6730	1.6715	1.6725
SRI LANKA	RUPEE	12.9500	12.9500	12.9500	12.9500	12.9800
SWEDEN	KRONA	22.8600	22.8300	22.8200	22.8000	22.8400
SWITZERLAND	FRANC	38.4200	38.4200	38.4200	38.4300	38.4300
UNITED KINGDOM	POUND	202.5200	202.6000	202.8700	203.0000	202.9500

6