

# Selected Interest & Exchange Rates

## Weekly Series of Charts

**JANUARY 19, 1976**

**Prepared by the  
FINANCIAL MARKETS  
SECTION**

**DIVISION OF  
INTERNATIONAL FINANCE**

**BOARD OF GOVERNORS  
FEDERAL RESERVE SYSTEM  
Washington, D.C. 20551**

---

# Table of Contents

## TABLES

1. LATEST FIGURES PLOTTED
2. DAILY CERTIFIED SPOT EXCHANGE RATES--H.10 RELEASE

## CHARTS

1. SPOT EXCHANGE RATE INDEXES
2. 3-MONTH FORWARD EXCHANGE RATES
3. GOLD PRICE--LONDON
4. CALL MONEY RATES
5. 3-MONTH INTEREST RATES
6. EURO-DOLLAR DEPOSIT RATES
7. SELECTED EURO-DOLLAR AND U.S. MONEY MARKET RATES
8. INTEREST ARBITRAGE: 3-MONTH FUNDS
9. LONG-TERM GOVERNMENT BOND YIELDS
10. INDUSTRIAL STOCK INDEXES

## SUBSCRIPTION RATES:

Weekly \$15.00 per year or \$.40 each in the United States, its possessions, Canada, and Mexico; 10 or more of the same issue to one address, \$13.50 per year or \$.35 each, Elsewhere, \$20.00 per year or \$.50 each. Address requests to Publications Services, Division of Administrative Services, and make payment remittance payable to the order of the Board of Governors of the Federal Reserve System in a form collectible at par in U.S. Currency.

Chart 1

**SPOT EXCHANGE RATES**

**DOLLAR PRICES OF FOREIGN CURRENCIES AND WEIGHTED AVERAGE VALUES (DASHED LINE)**

**AVERAGES FOR WEEK ENDING WEDNESDAY**

RATIO SCALE  
MAY 1970 PARITY=100

RATIO SCALE  
MAY 1970 PARITY=100

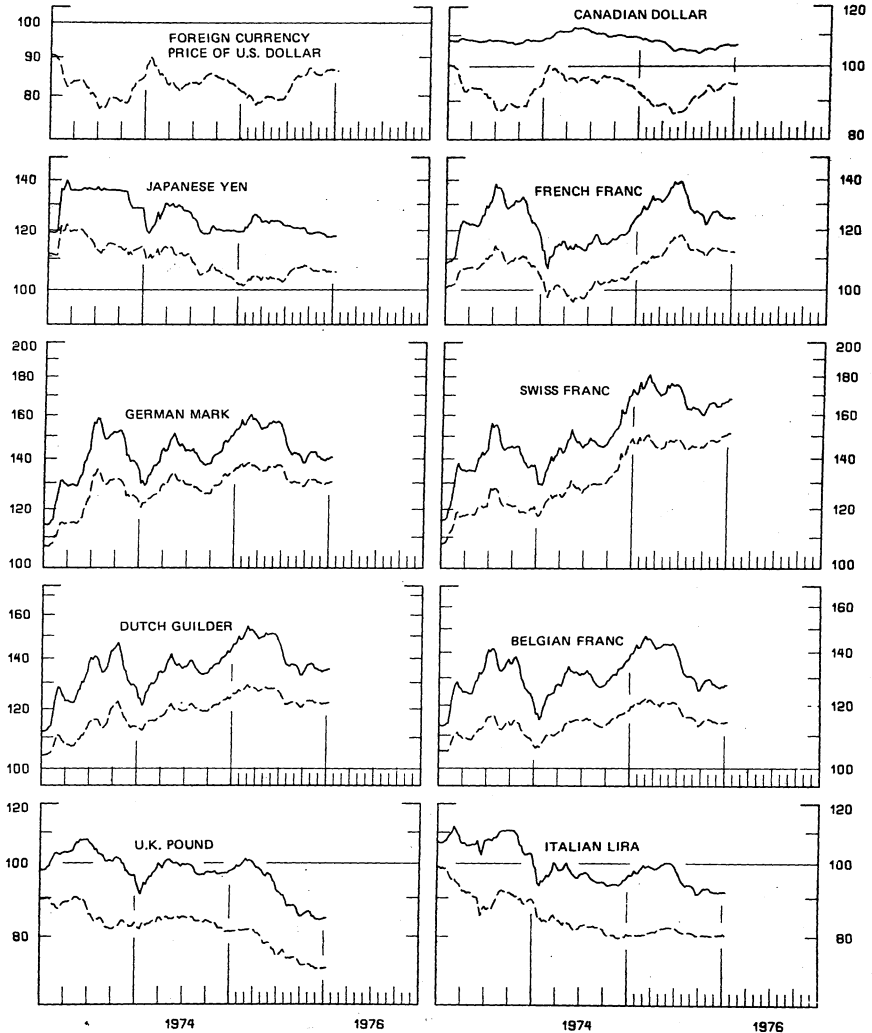


Chart 2  
**3-MONTH FORWARD EXCHANGE RATES**  
 PREMIUMS (+), OR DISCOUNT (-)  
 AVERAGES FOR WEEK ENDING WEDNESDAY

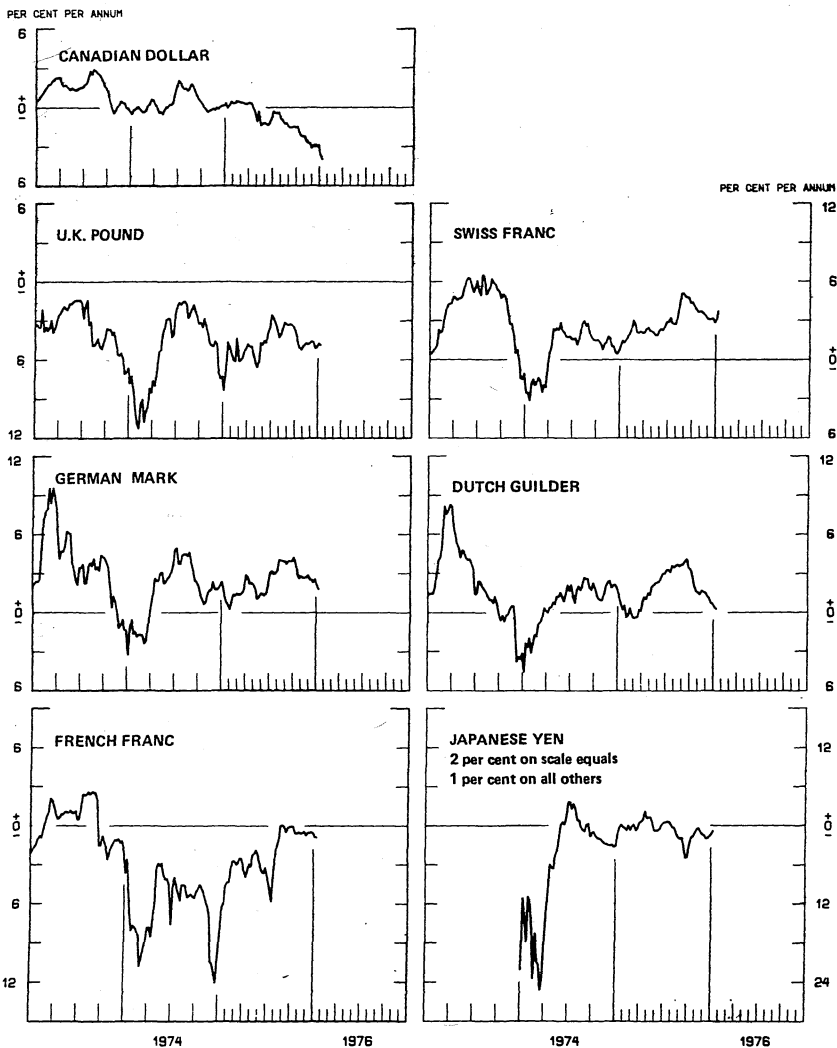


Chart 3  
**PRICE OF GOLD IN LONDON**  
AVERAGES FOR WEEK ENDING WEDNESDAY

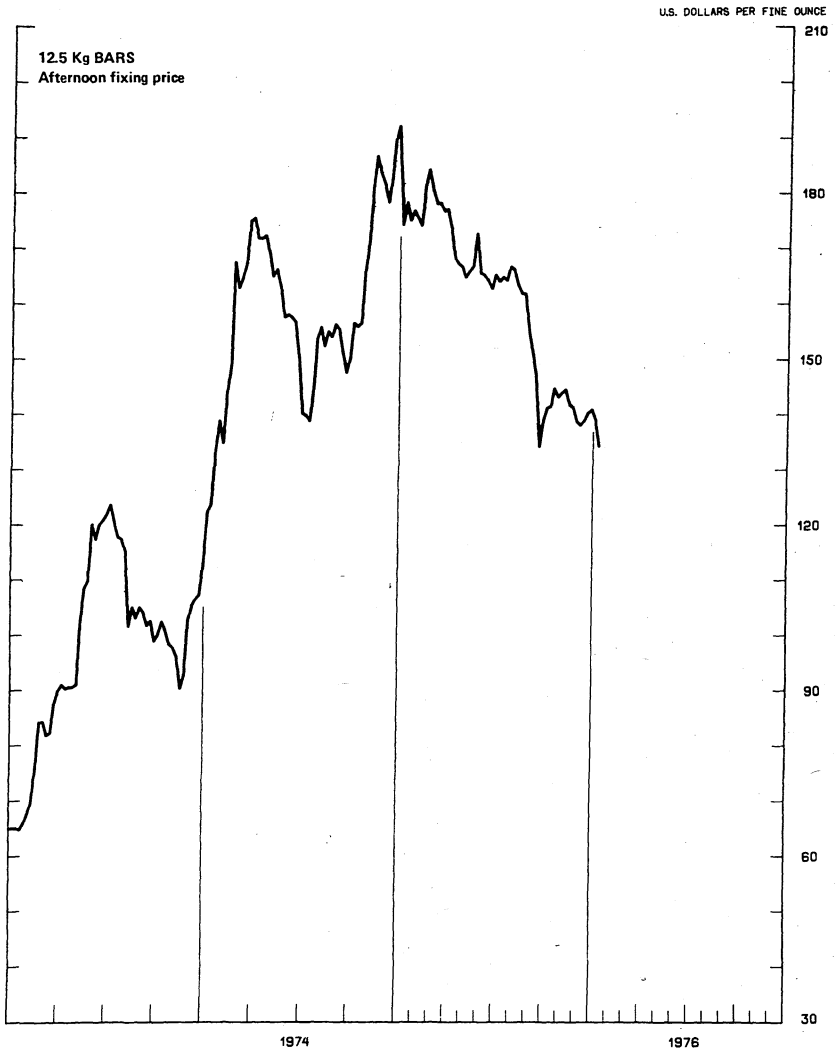


Chart 4  
**CALL MONEY RATES**  
 WEEKLY SERIES

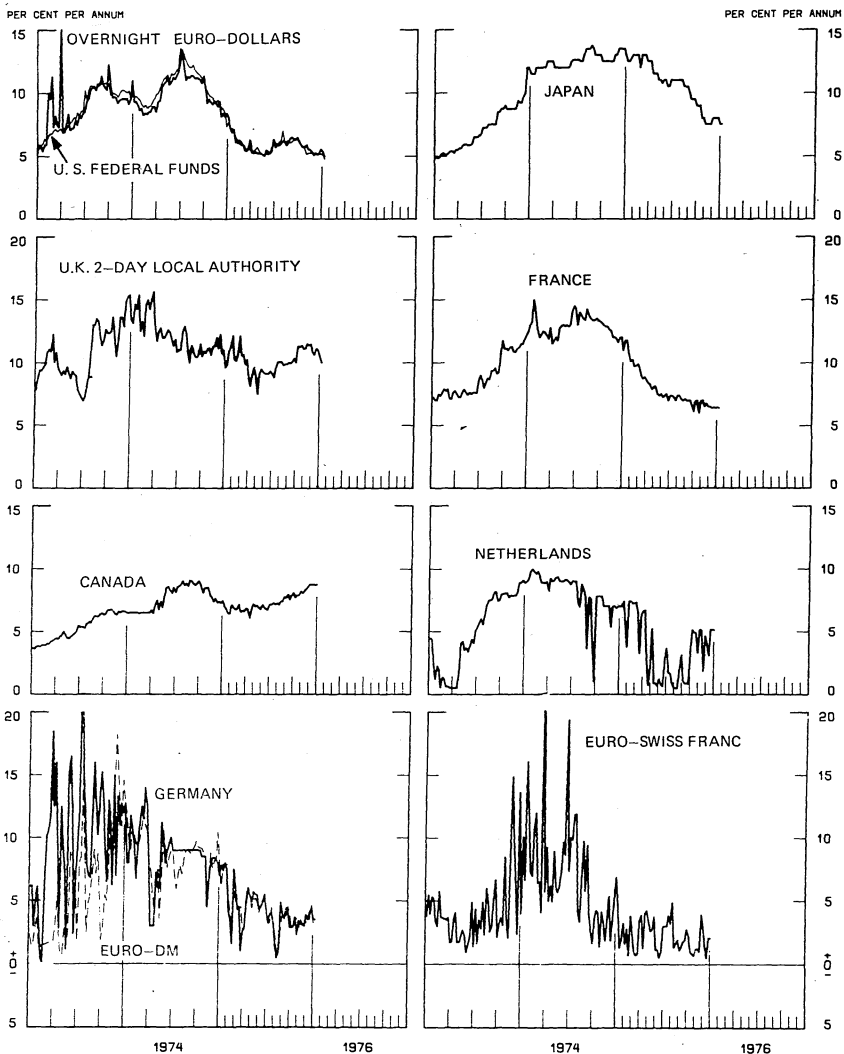


Chart 5  
**3-MONTH INTEREST RATES**  
 WEEKLY SERIES

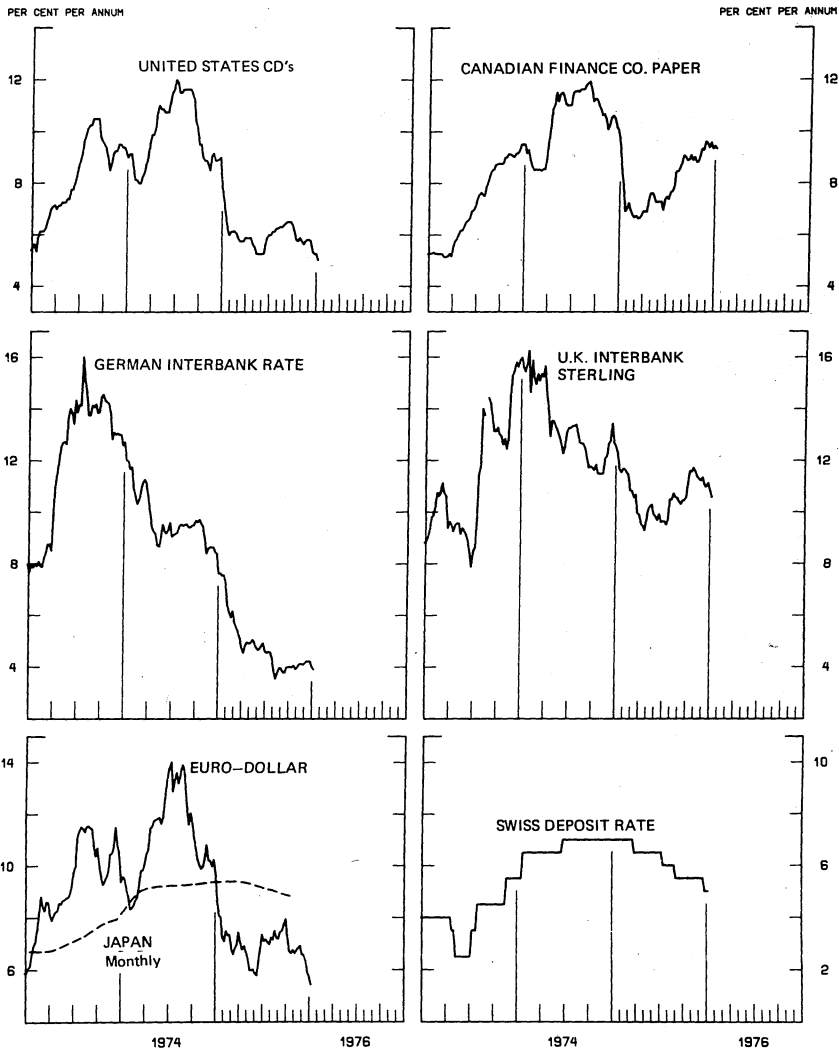


Chart 6  
**EURO-DOLLAR DEPOSIT RATES London**  
AVERAGES FOR WEEK ENDING WEDNESDAY

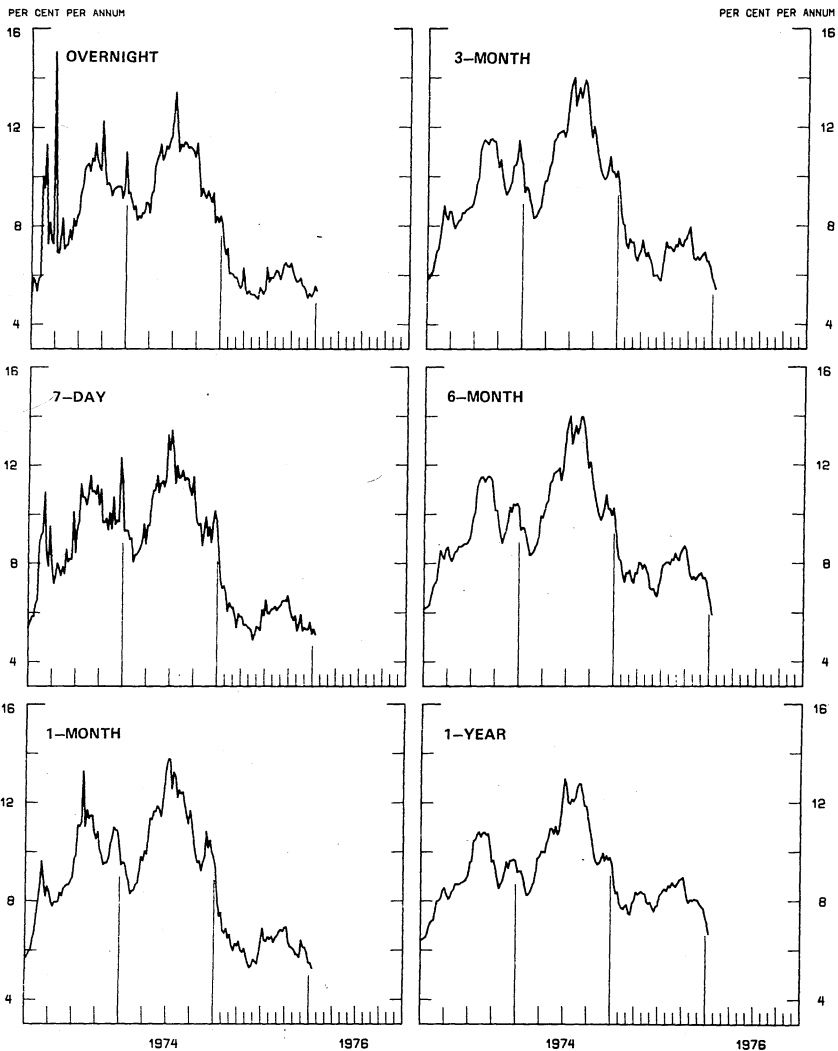




Chart 7  
**SELECTED EURO-DOLLAR AND U.S. MONEY MARKET RATES**  
 AVERAGES FOR WEEK ENDING WEDNESDAY

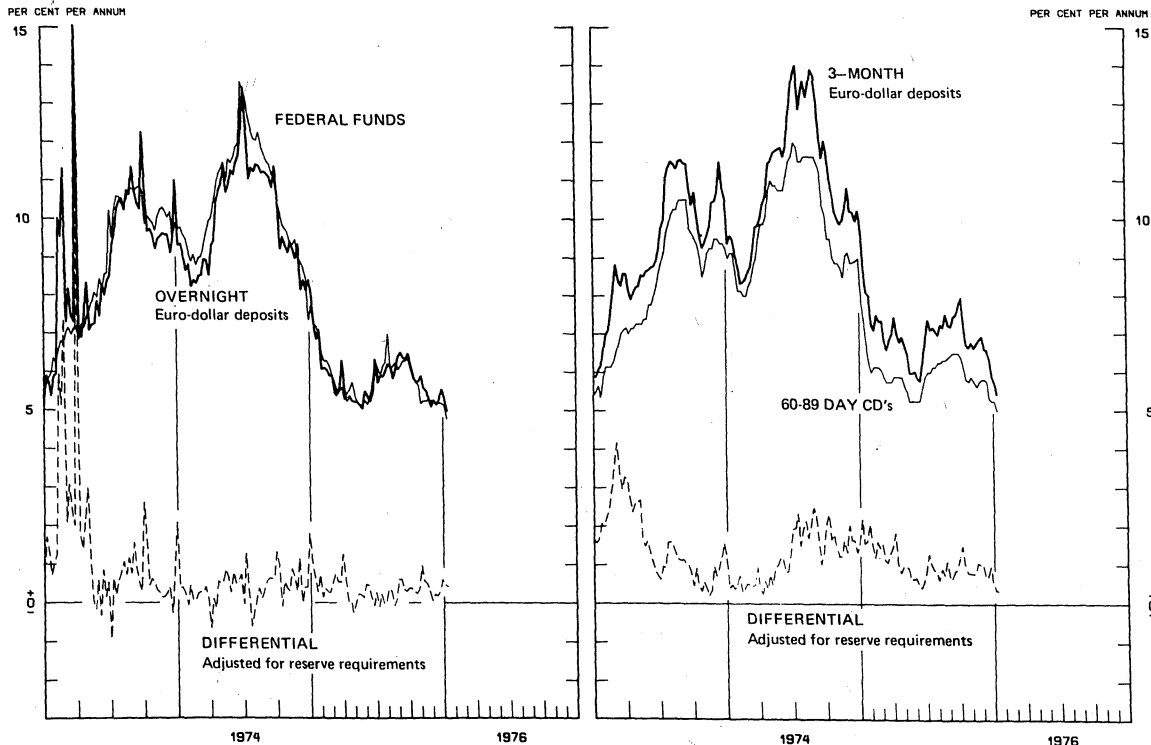


Chart 8

### INTEREST ARBITRAGE: 3-MONTH FUNDS

AVERAGES FOR WEEK ENDING WEDNESDAY

DIFFERENTIAL: PLUS(+), INDICATES FAVOR DOLLAR ASSETS

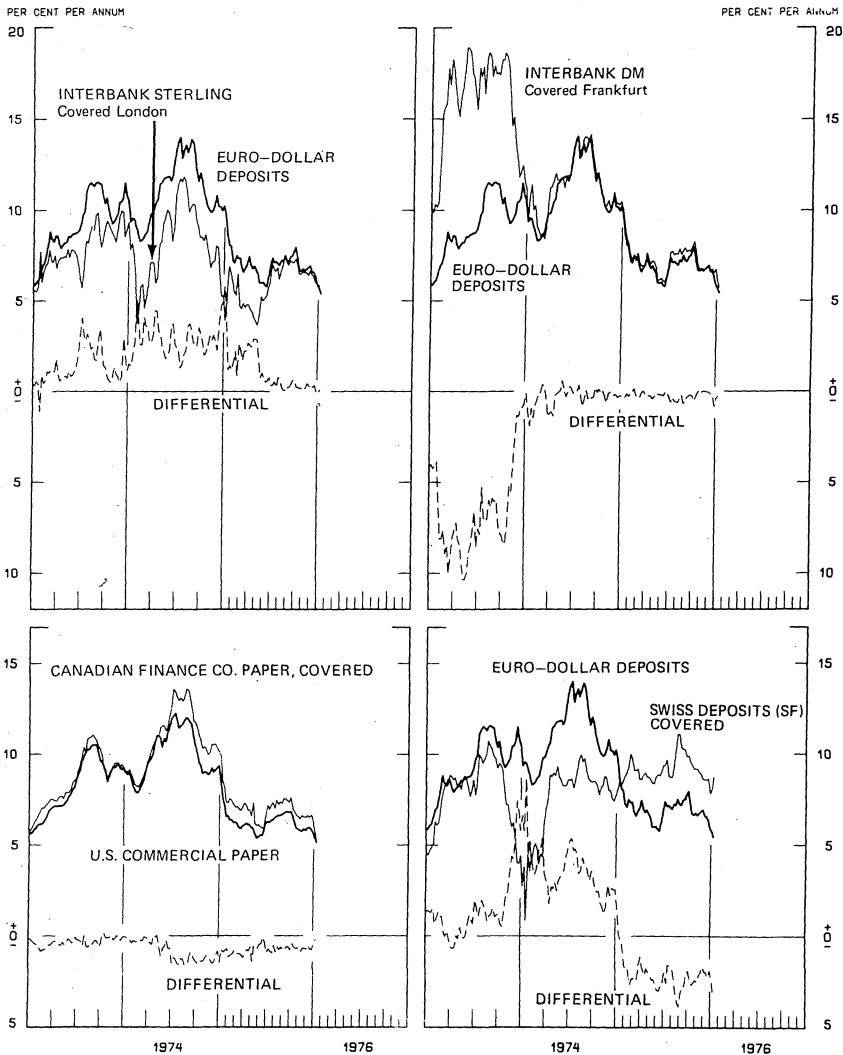


Chart 9  
**LONG-TERM GOVERNMENT BOND YIELDS**  
 WEEKLY SERIES

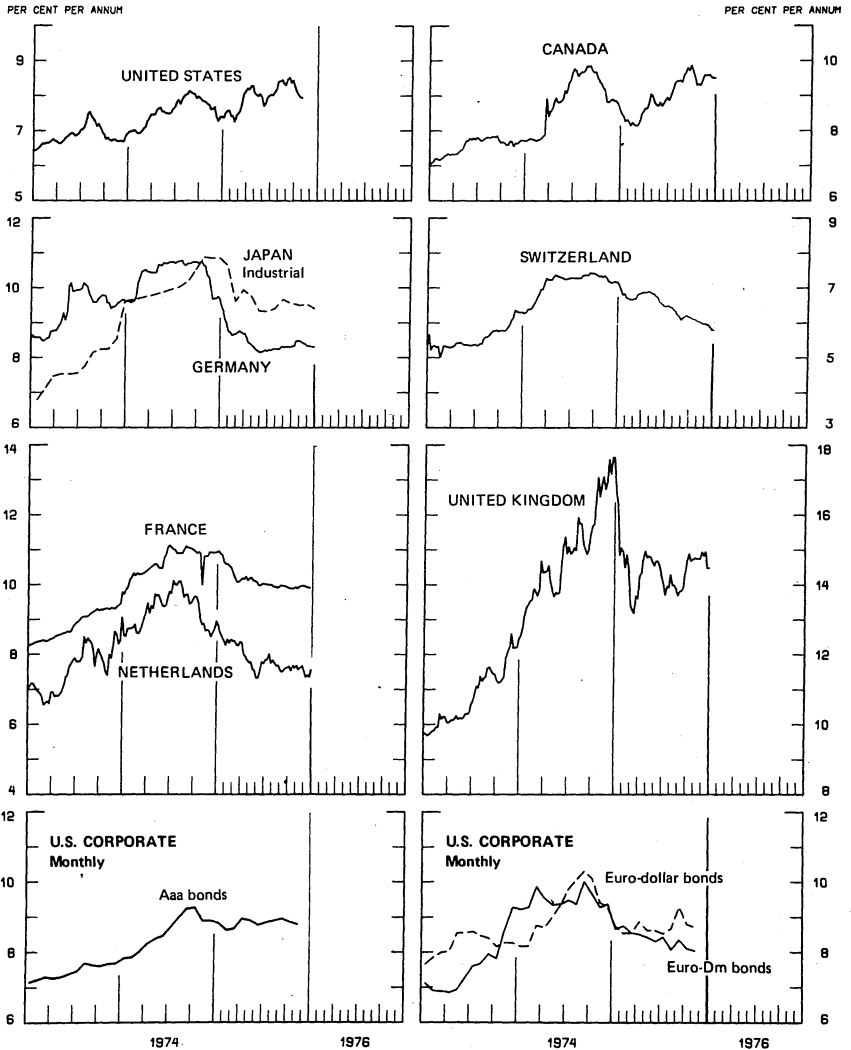
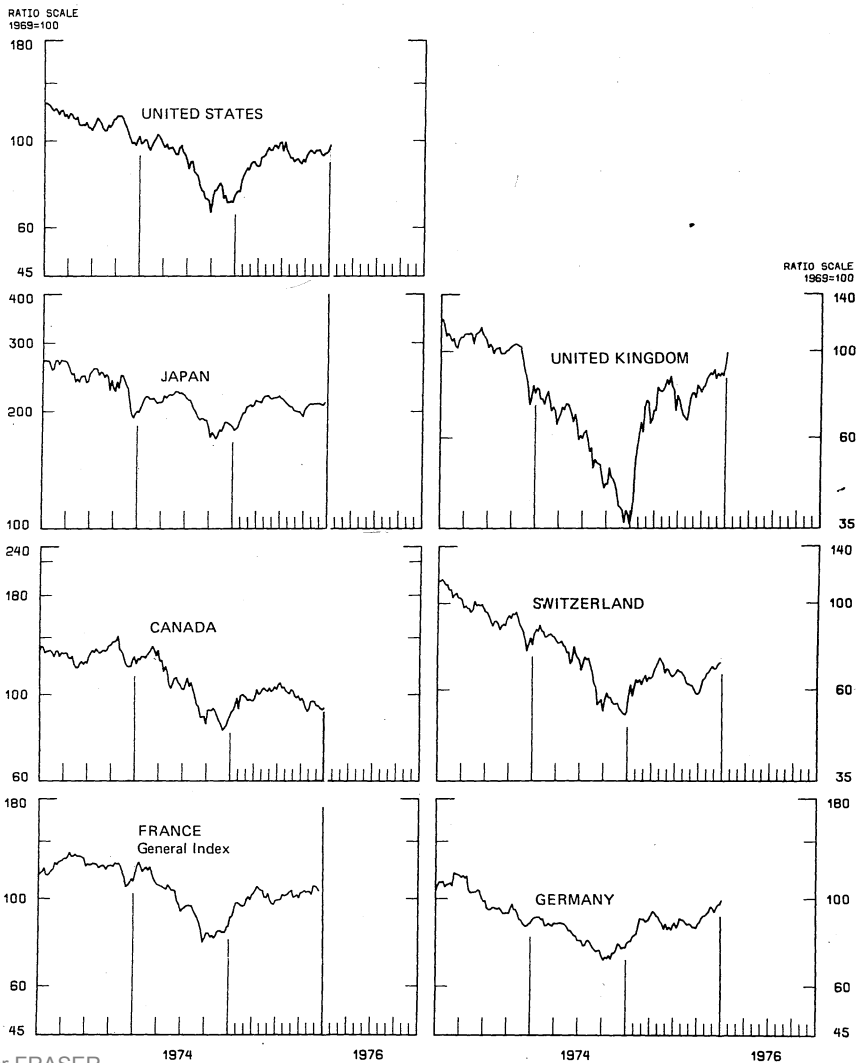


Chart 10  
**INDUSTRIAL STOCK INDEXES**  
 WEEKLY SERIES



## SERIES NAME

13  
LAST VALUE PLOTTED  
DATE VALUE

## CHART 1. SPOT EXCHANGE RATES

U.S. DOLLAR, WEIGHTED AVERAGE	JAN. 14	86.34
JAPANESE YEN	JAN. 14	117.85
GERMAN MARK	JAN. 14	140.55
DUTCH GUILDER	JAN. 14	135.51
U.K. POUND	JAN. 14	84.56
CANADIAN DOLLAR	JAN. 14	106.94
FRENCH FRANC	JAN. 14	124.36
SWISS FRANC	JAN. 14	167.92
BELGIAN FRANC	JAN. 14	127.30
ITALIAN LIRA	JAN. 14	91.49

## CHART 2. 3-MONTH FORWARD EXCHANGE RATES

CANADIAN DOLLAR	JAN. 14	-3.99
U.K. POUND	JAN. 14	-4.88
GERMAN MARK	JAN. 14	1.80
FRENCH FRANC	JAN. 14	-0.91
SWISS FRANC	JAN. 14	3.73
DUTCH GUILDER	JAN. 14	0.23
JAPANESE YEN	JAN. 14	-0.76

## CHART 3. GOLD PRICE IN LONDON

U.S. DOLLAR PER FINE OUNCE	JAN. 14	134.27
----------------------------	---------	--------

## CHART 4. CALL MONEY RATES

U.S. FEDERAL FUNDS	JAN. 14	4.76
OVERNIGHT EURO-DOLLAR DEPOSITS	JAN. 14	4.97
U.K. 2-DAY LOCAL AUTHORITY DEPOSITS	JAN. 9	10.00
CANADA	JAN. 2	8.75
GERMANY	JAN. 9	3.50
EURO-DM	JAN. 2	3.27
JAPAN	JAN. 9	7.50
FRANCE	JAN. 9	6.38
NETHERLANDS	JAN. 2	5.13
EURO-SWISS FRANC	JAN. 2	2.06

## CHART 5. 3-MONTH INTEREST RATES

U.S. CD'S (60-89 DAYS)	JAN. 14	5.00
GERMAN INTERBANK LOAN	JAN. 14	3.90
JAPANESE COMPOSITE LOAN	OCT.	8.83
EURO-DOLLAR DEPOSIT	JAN. 14	5.43
CANADIAN FINANCE COMPANY PAPER	JAN. 14	9.32
INTERBANK STERLING	JAN. 14	10.22
SWISS DEPOSIT	JAN. 14	5.00

SERIES NAME	LAST VALUE PLOTTED DATE	VALUE
CHART 6. EURO-DOLLAR DEPOSIT RATES: LONDON		
OVERNIGHT	JAN. 14	4.97
7-DAY	JAN. 14	5.10
1-MONTH	JAN. 14	5.26
3-MONTH	JAN. 14	5.43
6-MONTH	JAN. 14	5.91
1-YEAR	JAN. 14	6.65

CHART 7. SELECTED EURO-DOLLAR AND U.S. MONEY MARKET RATES

OVERNIGHT EURO-DOLLAR DEPOSITS	JAN. 14	4.97
U.S. FEDERAL FUNDS	JAN. 14	4.76
DIFFERENTIAL ADJ. FOR RESERVE REQUIREMENTS	JAN. 14	0.42
3-MONTH EURO-DOLLAR DEPOSIT RATE	JAN. 14	5.43
U.S. CD'S (60-89 DAYS)	JAN. 14	5.00
DIFFERENTIAL ADJ. FOR RESERVE REQUIREMENTS	JAN. 14	0.34

CHART 8. INTEREST ARBITRAGE, 3-MONTH FUNDS

EURO-DOLLAR DEPOSIT	JAN. 14	5.43
INTERBANK STERLING (LONDON), COVERED DIFFERENTIAL	JAN. 14	5.35
	JAN. 14	0.08
U.S. COMMERCIAL PAPER	JAN. 14	5.15
CANADIAN FINANCE CO. PAPER, COVERED DIFFERENTIAL	JAN. 14	5.34
	JAN. 14	-0.19
EURO-DOLLAR DEPOSIT	JAN. 14	5.43
INTERBANK DM (FRANKFURT), COVERED DIFFERENTIAL	JAN. 14	5.70
	JAN. 14	-0.28
EURO-DOLLAR DEPOSIT	JAN. 14	5.43
SWISS DEPOSIT (SF), COVERED DIFFERENTIAL	JAN. 14	8.73
	JAN. 14	-3.31

15

SERIES NAME

LAST VALUE PLOTTED  
DATE VALUE

CHART 9. LONG TERM GOVERNMENT BOND YIELDS

UNITED STATES	JAN. 9	7.69
GERMANY	JAN. 2	8.30
JAPAN (MONTHLY)	DEC. 9	9.40
SWITZERLAND	JAN. 2	5.81
CANADA	JAN. 2	9.49
FRANCE	DEC. 26	9.91
NETHERLANDS	JAN. 2	7.56
UNITED KINGDOM	JAN. 2	14.49

U.S. CORPORATE

AAA BONDS	NOV.	8.78
EURO-DM BONDS	NOV.	8.03
EURO-DOLLAR BONDS	NOV.	8.70

CHART 10. INDUSTRIAL STOCK INDEXES

UNITED STATES	JAN. 9	98.06
JAPAN	DEC. 26	210.77
CANADA	JAN. 2	92.34
FRANCE	DEC. 19	104.41
UNITED KINGDOM	JAN. 2	91.66
SWITZERLAND	JAN. 2	70.46
GERMANY	JAN. 9	99.07



# FEDERAL RESERVE

statistical release

H-10

JANUARY 16, 1976

## FOREIGN EXCHANGE RATES

FOR THE WEEK ENDING JANUARY 16, 1976

The Board of Governors of the Federal Reserve System is advised that the Federal Reserve Bank of New York has certified for customs purposes the following noon buying rate in New York City for cable transfers payable in foreign currencies:

COUNTRY	MONETARY UNIT	(RATE U.S. CENTS)				
		JAN. 12	JAN. 13	JAN. 14	JAN. 15	JAN. 16
AUSTRALIA	DOLLAR	125.5500	125.6500	125.5500	125.6500	125.6500
AUSTRIA	SCHILLING	5.45000	5.43000	5.43000	5.44000	5.43000
BELGIUM	FRANC	2.54550	2.54400	2.54500	2.54600	2.54400
CANADA	DOLLAR	98.8100	99.1000	99.3100	99.7600	99.3600
DENMARK	KRONE	16.2500	16.2000	16.2300	16.2500	16.2200
FINLAND	MARKKA	26.1000	26.1000	25.9800	26.0500	26.0400
FRANCE	FRANC	22.3300	22.3400	22.3700	22.3300	22.3000
GERMANY	D. MARK	38.3900	38.3600	38.4400	38.4300	38.4500
INDIA	RUPEE	11.2000	11.2000	11.2000	11.2200	11.2000
IRELAND	POUND	203.1000	202.5000	202.7000	202.7500	202.9500
ITALY	LIRA	0.14640	0.14620	0.14630	0.14630	0.14600
JAPAN	YEN	0.32770	0.32760	0.32750	0.32760	0.32760
MALAYSIA	DOLLAR	38.6800	38.6400	38.6200	38.6200	38.7000
MEXICO	PESO	8.0000	8.0000	8.0000	8.0000	8.0000
NETHERLANDS	GUILDER	37.4000	37.4000	37.4800	37.4400	37.4400
NEW ZEALAND	DOLLAR	104.0000	104.0000	103.9400	104.0400	104.0200
NORWAY	KRONE	17.9900	17.9800	18.0000	18.0000	18.0200
PORTUGAL	ESCUDO	3.6700	3.6000	3.6600	3.6600	3.6600
SOUTH AFRICA	RAND	114.8000	114.8000	114.8000	114.8000	114.8000
SPAIN	PESATA	1.6790	1.6755	1.6750	1.6775	1.6755
SRI LANKA	RUPEE	12.9500	12.9500	12.9500	12.9500	12.9500
SWEDEN	KRONA	22.8200	22.7500	22.8100	22.8200	22.8400
SWITZERLAND	FRANC	38.3800	38.3600	38.4500	38.4400	38.4500
UNITED KINGDOM	POUND	203.1000	202.5000	202.7000	202.7500	202.9500