

Sumner

His

LIBRARY
DEC 23 1975
FEDERAL RESERVE BANK
OF RICHMOND

Selected Interest & Exchange Rates

Weekly Series of Charts

DECEMBER 22, 1975

**DIVISION OF
INTERNATIONAL FINANCE**

**Prepared by the
FINANCIAL MARKETS
SECTION**

**BOARD OF GOVERNORS
FEDERAL RESERVE SYSTEM
Washington, D.C. 20551**

Table of Contents

TABLES

- 1. LATEST FIGURES PLOTTED³
- 2. DAILY CERTIFIED SPOT EXCHANGE RATES--
H.10 RELEASE

CHARTS

- 1. SPOT EXCHANGE RATE INDEXES
- 2. 3-MONTH FORWARD EXCHANGE RATES
- 3. GOLD PRICE--LONDON
- 4. CALL MONEY RATES
- 5. 3-MONTH INTEREST RATES
- 6. EURO-DOLLAR DEPOSIT RATES
- 7. SELECTED EURO-DOLLAR AND U.S. MONEY MARKET RATES
- 8. INTEREST ARBITRAGE: 3-MONTH FUNDS
- 9. LONG-TERM GOVERNMENT BOND YIELDS
- 10. INDUSTRIAL STOCK INDEXES

SUBSCRIPTION RATES:

Weekly \$15.00 per year or \$.40 each in the United States, its possessions, Canada, and Mexico; 10 or more of the same issue to one address, \$13.50 per year or \$.35 each. Elsewhere, \$20.00 per year or \$.50 each. Address requests to Publications Services, Division of Administrative Services, and make payment remittance payable to the order of the Board of Governors of the Federal Reserve System in a form collectible at par in U.S. Currency.

3

Chart 1 SPOT EXCHANGE RATES

DOLLAR PRICES OF FOREIGN CURRENCIES AND WEIGHTED AVERAGE VALUES (DASHED LINE) AVERAGES FOR WEEK ENDING WEDNESDAY

RATIO SCALE
MAY 1970 PARITY=100

RATIO SCALE
MAY 1970 PARITY=100

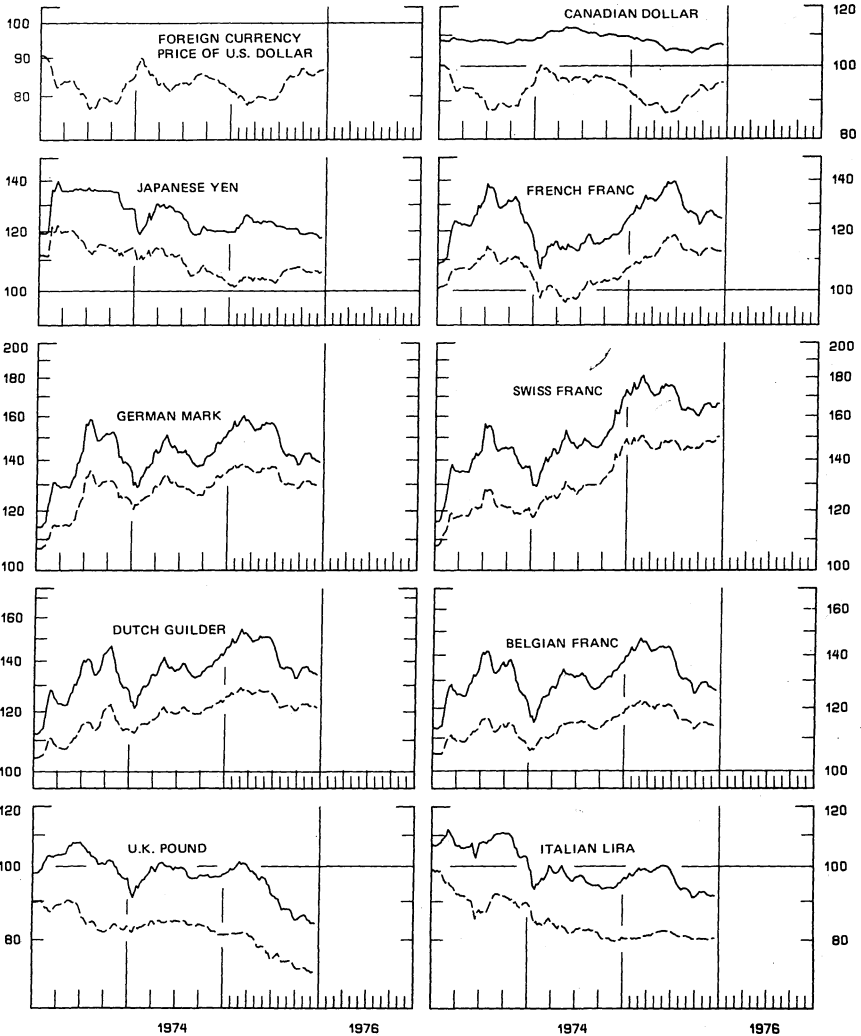


Chart 2
3-MONTH FORWARD EXCHANGE RATES
 PREMIUMS (+), OR DISCOUNT (-)
 AVERAGES FOR WEEK ENDING WEDNESDAY

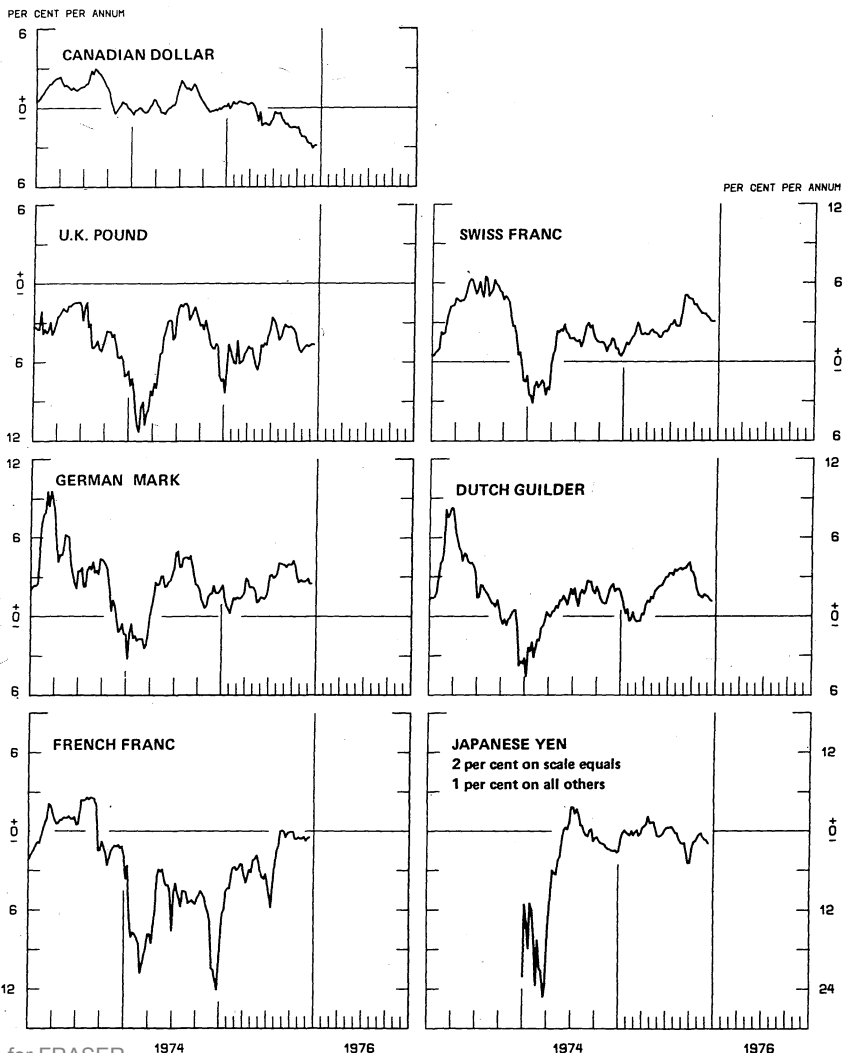


Chart 3
PRICE OF GOLD IN LONDON
AVERAGES FOR WEEK ENDING WEDNESDAY

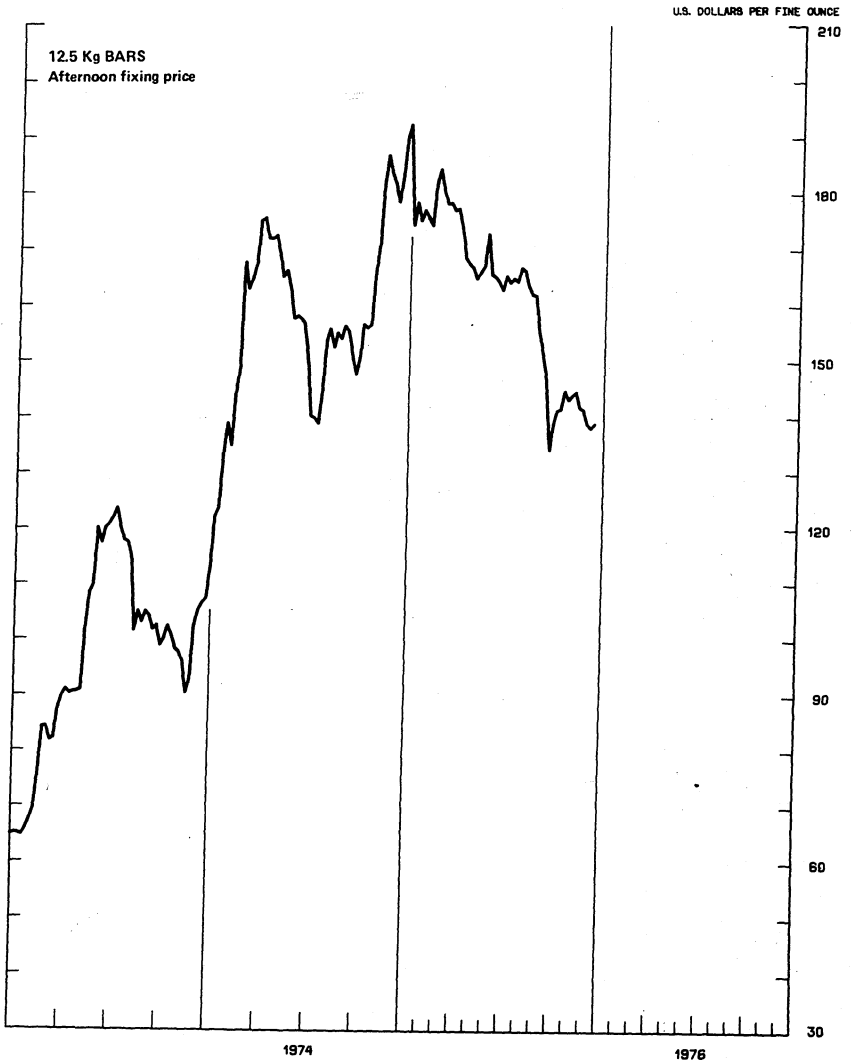
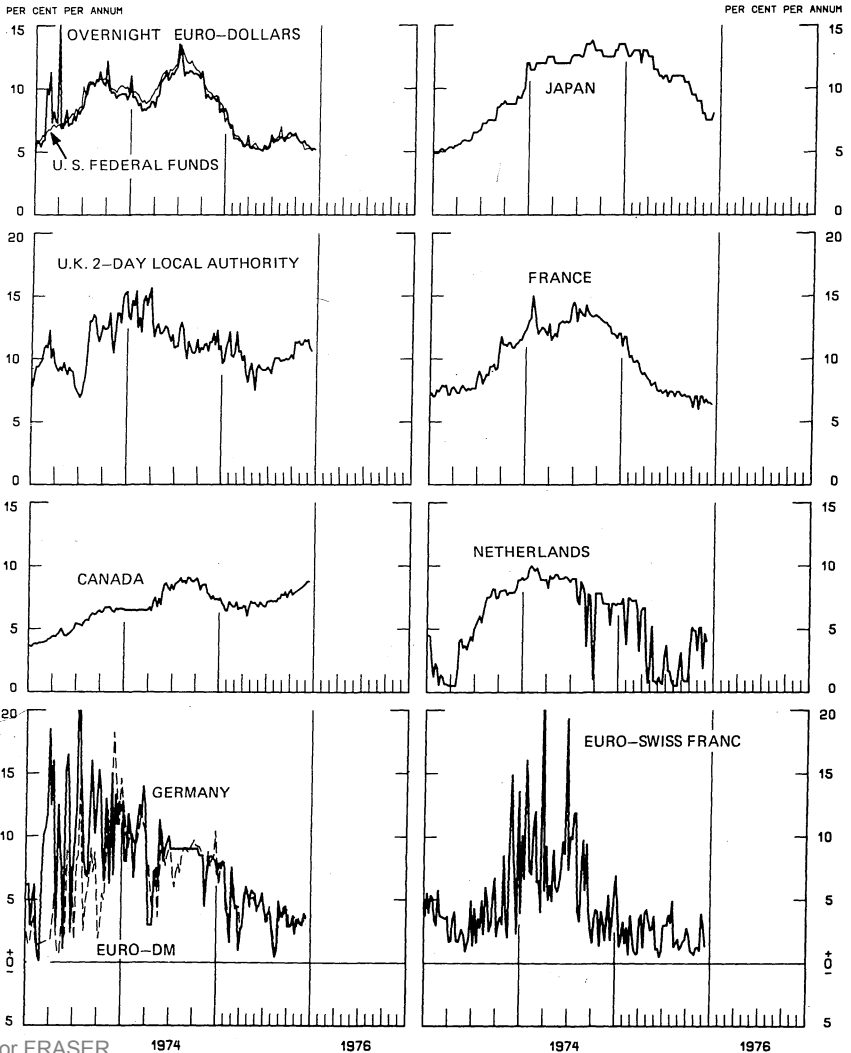


Chart 4
CALL MONEY RATES
 WEEKLY SERIES



7

Chart 5
3-MONTH INTEREST RATES
 WEEKLY SERIES

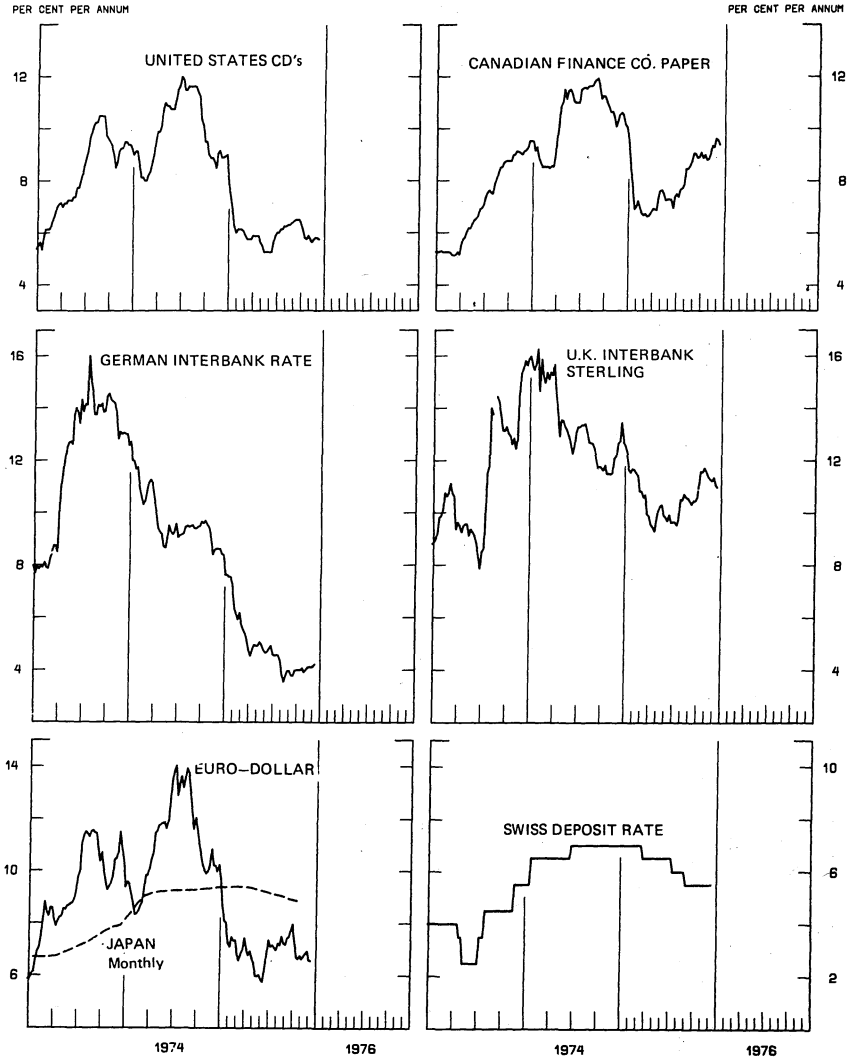


Chart 6

EURO-DOLLAR DEPOSIT RATES London

AVERAGES FOR WEEK ENDING WEDNESDAY

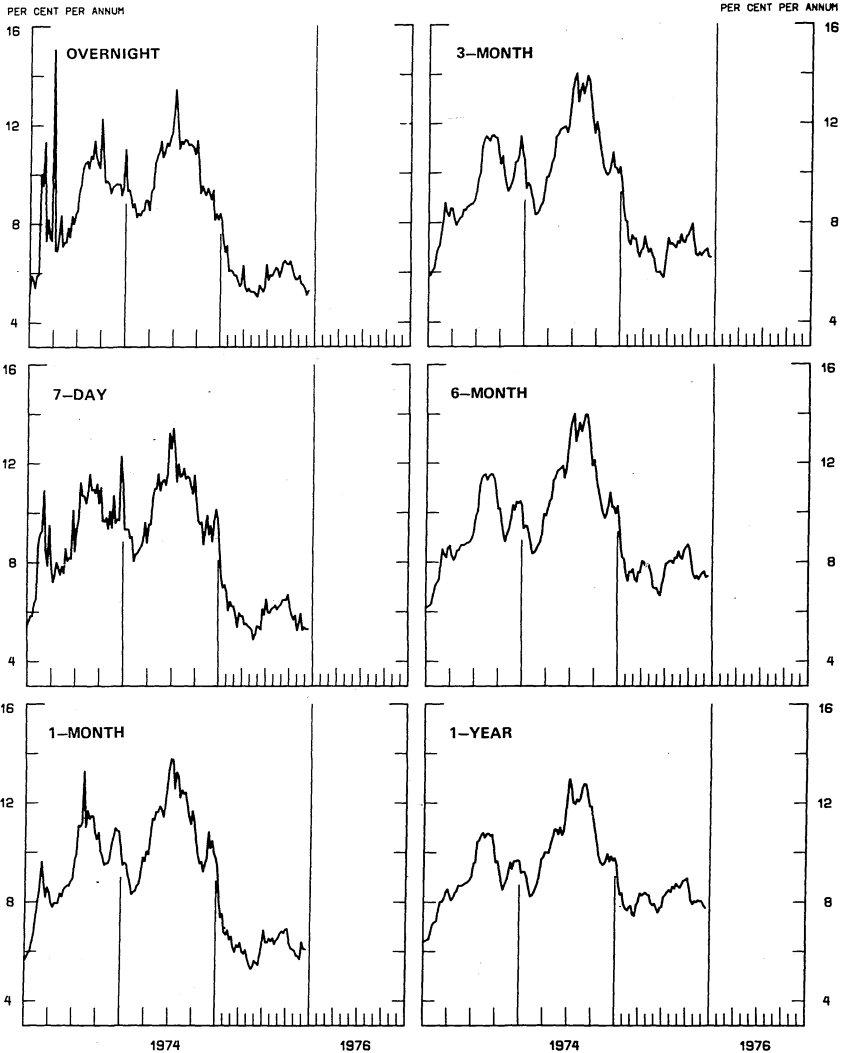


Chart 7
SELECTED EURO-DOLLAR AND U.S. MONEY MARKET RATES
 AVERAGES FOR WEEK ENDING WEDNESDAY

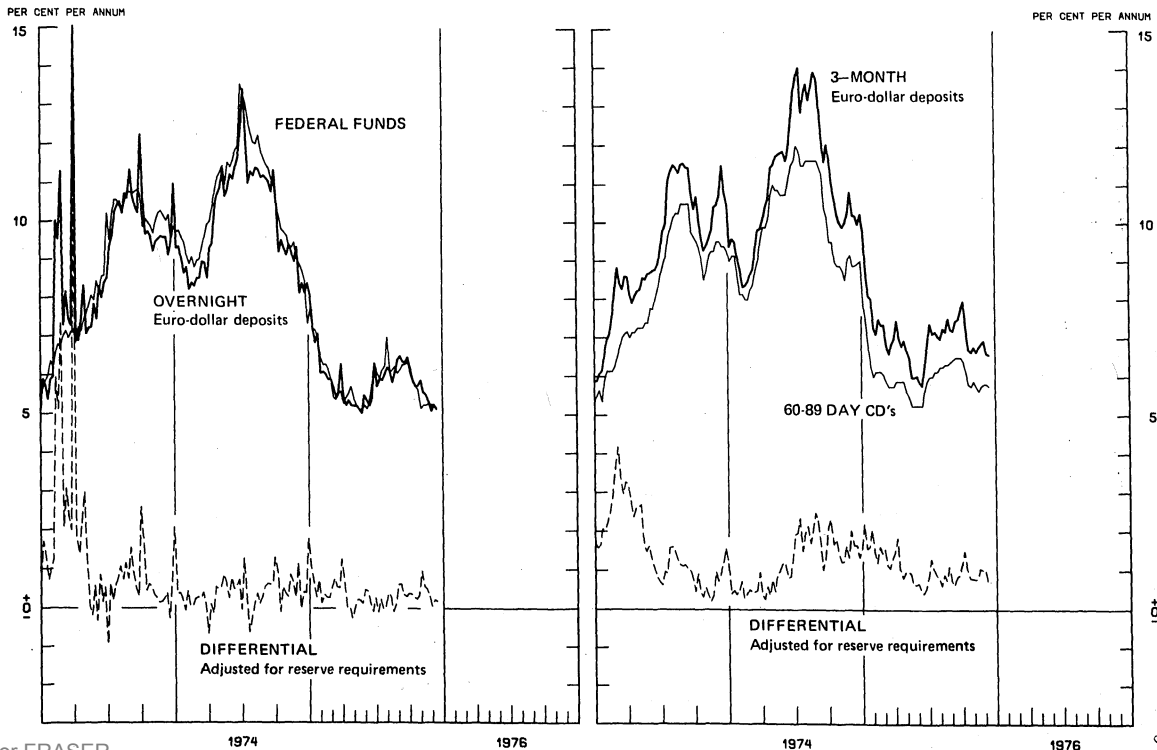


Chart 8

INTEREST ARBITRAGE: 3-MONTH FUNDS

AVERAGES FOR WEEK ENDING WEDNESDAY

DIFFERENTIAL: PLUS(+), INDICATES FAVOR DOLLAR ASSETS

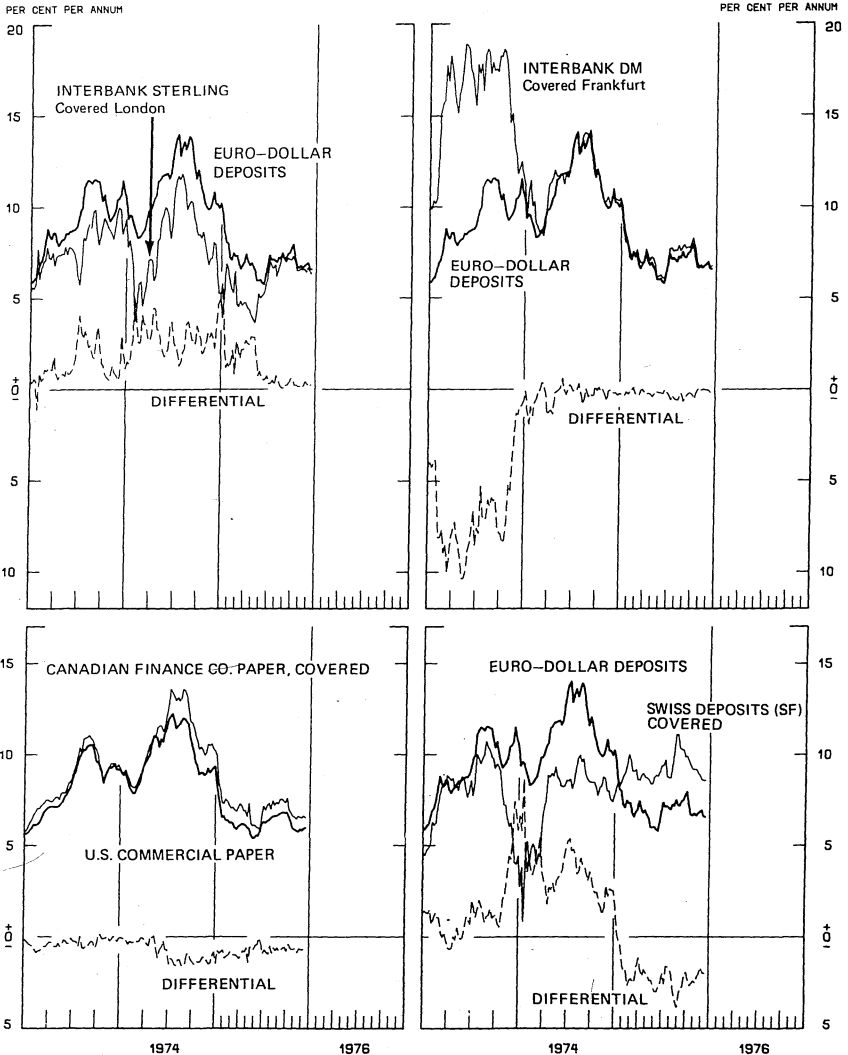


Chart 9
LONG-TERM GOVERNMENT BOND YIELDS
 WEEKLY SERIES

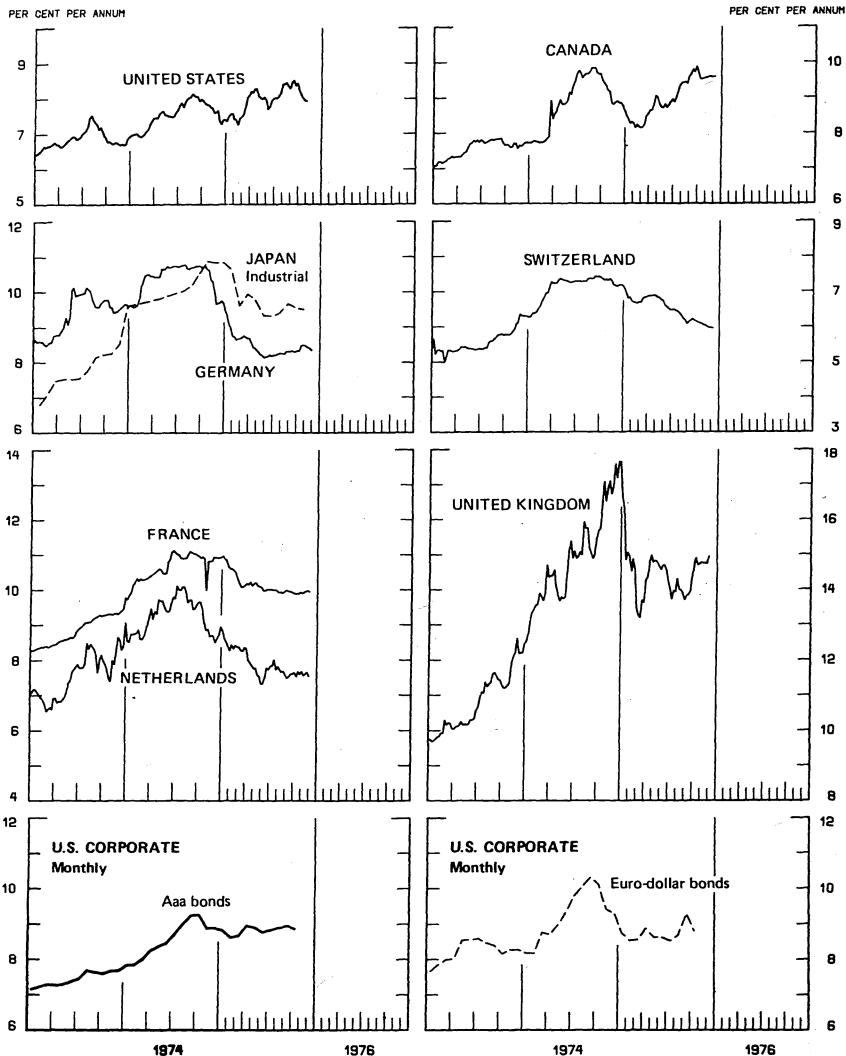
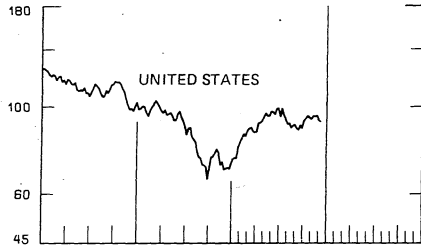
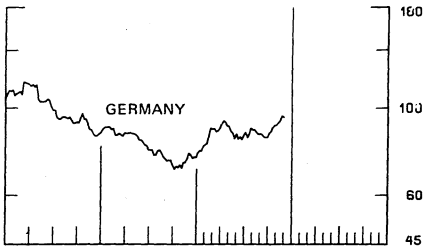
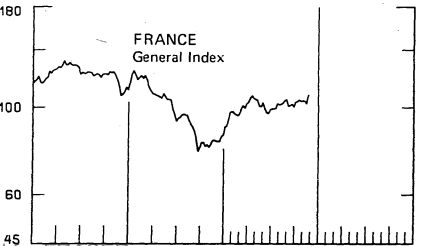
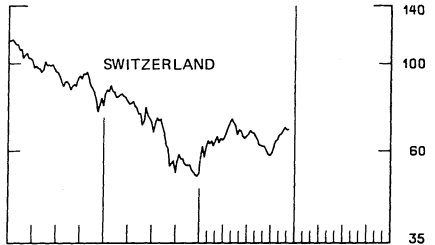
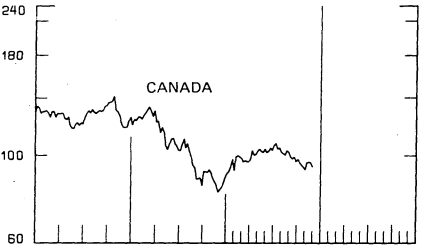
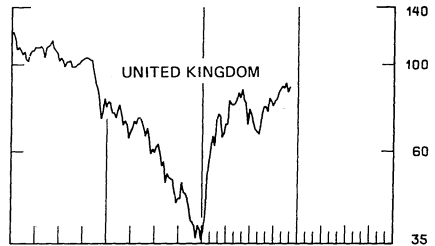
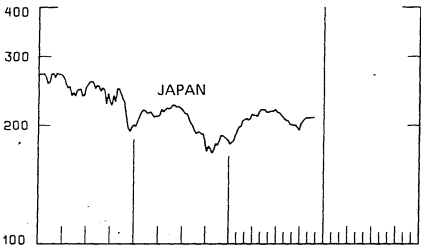


Chart 10
INDUSTRIAL STOCK INDEXES
 WEEKLY SERIES

RATIO SCALE
 1969=100



RATIO SCALE
 1969=100



1974

1976

1974

1976

SERIES NAME

LAST VALUE PLOTTED
DATE VALUE

CHART 1. SPOT EXCHANGE RATES

U.S. DOLLAR, WEIGHTED AVERAGE	DEC. 17	86.80
JAPANESE YEN	DEC. 17	117.73
GERMAN MARK	DEC. 17	139.01
DUTCH GUILDER	DEC. 17	134.26
U.K. POUND	DEC. 17	84.15
CANADIAN DOLLAR	DEC. 17	106.53
FRENCH FRANC	DEC. 17	124.33
SWISS FRANC	DEC. 17	165.91
BELGIAN FRANC	DEC. 17	126.14
ITALIAN LIRA	DEC. 17	51.37

CHART 2. 3-MONTH FORWARD EXCHANGE RATES

CANADIAN DOLLAR	DEC. 17	-2.86
U.K. POUND	DEC. 17	-4.66
GERMAN MARK	DEC. 17	2.52
FRENCH FRANC	DEC. 17	-0.49
SWISS FRANC	DEC. 17	3.07
DUTCH GUILDER	DEC. 17	1.12
JAPANESE YEN	DEC. 17	-1.93

CHART 3. GOLD PRICE IN LONDON

U.S. DOLLAR PER FINE OUNCE	DEC. 17	138.94
----------------------------	---------	--------

CHART 4. CALL MONEY RATES

U.S. FEDERAL FUNDS	DEC. 17	5.17
OVERNIGHT EURO-DOLLAR DEPOSITS	DEC. 17	5.14
U.K. 2-DAY LOCAL AUTHORITY DEPOSITS	DEC. 12	10.63
CANADA	DEC. 12	8.75
GERMANY	DEC. 12	3.50
EURO-DM	DEC. 12	3.72
JAPAN	DEC. 5	8.00
FRANCE	DEC. 12	6.38
NETHERLANDS	DEC. 5	4.01
EURO-SWISS FRANC	DEC. 12	1.35

CHART 5. 3-MONTH INTEREST RATES

U.S. CD'S (60-89 DAYS)	DEC. 17	5.75
GERMAN INTERBANK LOAN	DEC. 17	4.22
JAPANESE COMPOSITE LOAN	OCT.	8.83
EURO-DOLLAR DEPOSIT	DEC. 17	6.56
CANADIAN FINANCE COMPANY PAPER	DEC. 17	9.38
INTERBANK STERLING	DEC. 17	10.98
SWISS DEPOSIT	DEC. 17	5.50

SERIES NAME

LAST VALUE PLOTTED
DATE VALUE

CHART 6. EURO-DOLLAR DEPOSIT RATES: LONDON

OVERNIGHT	DEC. 17	5.14
7-DAY	DEC. 17	5.31
1-MONTH	DEC. 17	6.09
3-MONTH	DEC. 17	6.56
6-MONTH	DEC. 17	7.43
1-YEAR	DEC. 17	7.76

CHART 7. SELECTED EURO-DOLLAR AND U.S. MONEY MARKET RATES

OVERNIGHT EURO-DOLLAR DEPOSITS	DEC. 17	5.14
U.S. FEDERAL FUNDS	DEC. 17	5.17
DIFFERENTIAL ADJ. FOR RESERVE REQUIREMENTS	DEC. 17	0.18
3-MONTH EURO-DOLLAR DEPOSIT RATE	DEC. 17	6.56
U.S. CD'S (60-89 DAYS)	DEC. 17	5.75
DIFFERENTIAL ADJ. FOR RESERVE REQUIREMENTS	DEC. 17	0.71

CHART 8. INTEREST ARBITRAGE, 3-MONTH FUNDS

EURO-DOLLAR DEPOSIT	DEC. 17	6.56
INTERBANK STERLING (LONDON), COVERED	DEC. 17	6.32
DIFFERENTIAL	DEC. 17	0.25
U.S. COMMERCIAL PAPER	DEC. 17	5.98
CANADIAN FINANCE CO. PAPER, COVERED	DEC. 17	6.52
DIFFERENTIAL	DEC. 17	-0.54
EURO-DOLLAR DEPOSIT	DEC. 17	6.56
INTERBANK DM (FRANKFURT), COVERED	DEC. 17	6.74
DIFFERENTIAL	DEC. 17	-0.18
EURO-DOLLAR DEPOSIT	DEC. 17	6.56
SWISS DEPOSIT (SF), COVERED	DEC. 17	8.57
DIFFERENTIAL	DEC. 17	-2.01

16

SERIES NAME

LAST VALUE PLOTTED
DATE VALUE

CHART 9. LONG TERM GOVERNMENT BOND YIELDS

UNITED STATES	DEC. 12	8.19
GERMANY	DEC. 5	8.33
JAPAN (MONTHLY)	OCT.	9.50
SWITZERLAND	DEC. 12	5.95
CANADA	DEC. 12	9.59
FRANCE	DEC. 5	9.95
NETHERLANDS	DEC. 5	7.55
UNITED KINGDOM	DEC. 5	14.94

U.S. CORPORATE

AAA BONDS	OCT.	8.86
EURO-DM BONDS	OCT.	8.10
EURO-DOLLAR BONDS	OCT.	8.80

CHART 10. INDUSTRIAL STOCK INDEXES

UNITED STATES	DEC. 12	91.58
JAPAN	NOV. 28	209.51
CANADA	DEC. 5	93.57
FRANCE	NOV. 28	107.70
UNITED KINGDOM	DEC. 5	87.57
SWITZERLAND	DEC. 12	67.83
GERMANY	DEC. 5	94.59



FEDERAL RESERVE

statistical release

H.10

DECEMBER 22, 1975

FOREIGN EXCHANGE RATES

FOR THE WEEK ENDING DECEMBER 19, 1975

The Board of Governors of the Federal Reserve System is advised that the Federal Reserve Bank of New York has certified for customs purposes the following noon buying rate in New York City for cable transfers payable in foreign currencies:

COUNTRY	MONETARY UNIT	(RATE U.S. CENTS)				
		DEC. 15	DEC. 16	DEC. 17	DEC. 18	DEC. 19
AUSTRALIA	DOLLAR	125.2000	125.1800	125.2500	125.3700	125.3600
AUSTRIA	SCHILLING	5.37000	5.37000	5.37000	5.40000	5.40000
BELGIUM	FRANC	2.51700	2.52080	2.53000	2.53150	2.53750
CANADA	DOLLAR	98.5000	98.6300	98.6400	98.6500	98.4100
DENMARK	KRONE	16.1600	16.1600	16.1700	16.1800	16.1900
FINLAND	MARKKA	25.8500	25.8800	25.9400	25.9900	25.9900
FRANCE	FRANC	22.3400	22.3500	22.3900	22.4200	22.4600
GERMANY	D. MARK	37.8900	37.9300	38.0500	38.1000	38.2000
INDIA	RUPEE	11.1500	11.1500	11.1500	11.1500	11.1500
IRELAND	POUND	201.7000	201.8500	202.1800	202.1800	202.1400
ITALY	LIRA	0.14590	0.14620	0.14640	0.14650	0.14660
JAPAN	YEN	0.32680	0.32730	0.32720	0.32720	0.32670
MALAYSIA	DOLLAR	38.6300	38.6500	38.6700	38.7300	38.6700
MEXICO	PESO	8.0000	8.0000	8.0000	8.0000	8.0000
NETHERLANDS	GUILDER	37.0000	37.0400	37.1400	37.1600	37.2200
NEW ZEALAND	DOLLAR	103.6100	103.5900	103.6600	103.7600	103.7300
NORWAY	KRONE	17.9200	17.9300	17.9600	18.0000	17.9800
PORTUGAL	ESCUDO	3.6800	3.6800	3.6700	3.6800	3.6700
SOUTH AFRICA	RAND	114.8000	114.8000	114.8000	114.8000	114.7600
SPAIN	PESATA	1.6730	1.6715	1.6725	1.6725	1.6780
SRI LANKA	RUPEE	13.0500	13.0500	13.0500	13.0500	12.9700
SWEDEN	KRONA	22.6000	22.6200	22.6700	22.6800	22.6800
SWITZERLAND	FRANC	37.8900	37.9600	38.0500	38.0900	38.0800
UNITED KINGDOM	POUND	201.7000	201.8500	202.1800	202.1800	202.1400

10