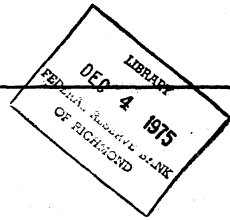


1413



Selected Interest & Exchange Rates

Weekly Series of Charts

DECEMBER 1, 1975

**Prepared by the
FINANCIAL MARKETS
SECTION**

**DIVISION OF
INTERNATIONAL FINANCE**

**BOARD OF GOVERNORS
FEDERAL RESERVE SYSTEM
Washington, D.C. 20551**

Table of Contents

CHARTS

1. SPOT EXCHANGE RATE INDEXES
2. 3-MONTH FORWARD EXCHANGE RATES
3. GOLD PRICE--LONDON
4. CALL MONEY RATES
5. 3-MONTH INTEREST RATES
6. EURO-DOLLAR DEPOSIT RATES
7. SELECTED EURO-DOLLAR AND U.S. MONEY MARKET RATES
8. INTEREST ARBITRAGE: 3-MONTH FUNDS
9. LONG-TERM GOVERNMENT BOND YIELDS
10. INDUSTRIAL STOCK INDEXES

TABLES

1. LATEST FIGURES PLOTTED
2. DAILY CERTIFIED SPOT EXCHANGE RATES--H.10 RELEASE

Chart 1 SPOT EXCHANGE RATES

DOLLAR PRICES OF FOREIGN CURRENCIES AND WEIGHTED AVERAGE VALUES (DASHED LINE)

AVERAGES FOR WEEK ENDING WEDNESDAY

RATIO SCALE
MAY 1970 PARITY=100

RATIO SCALE
MAY 1970 PARITY=100

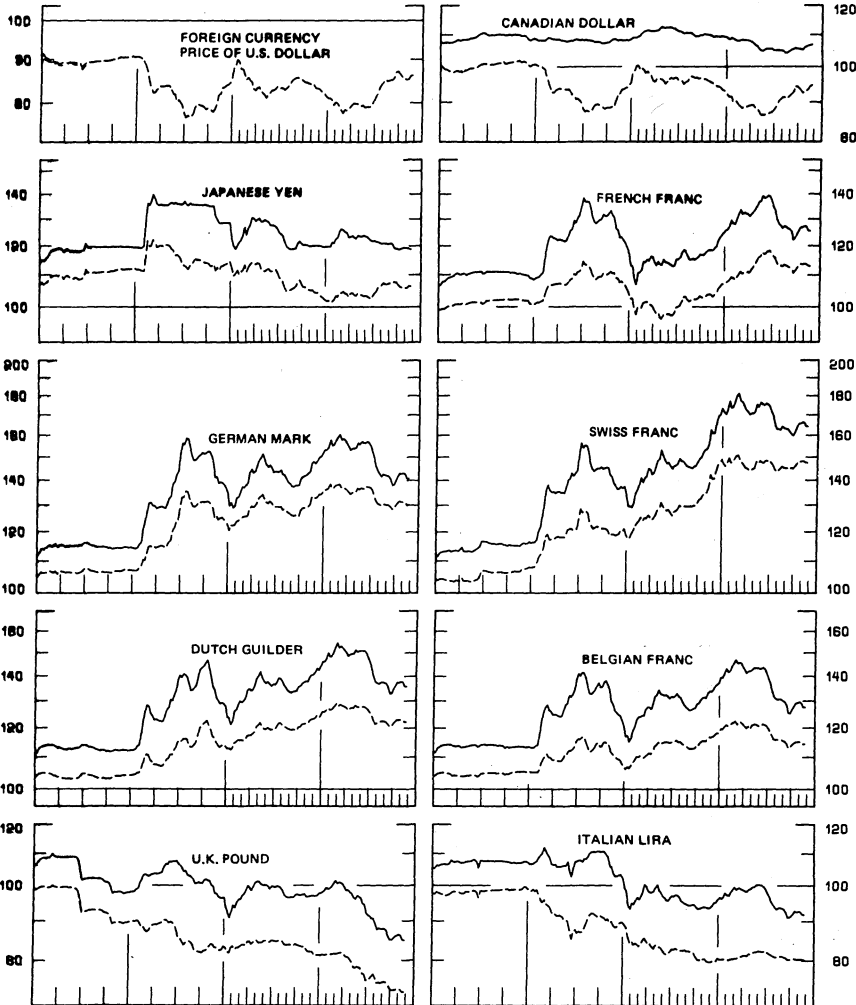


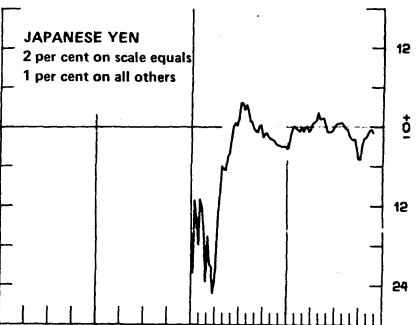
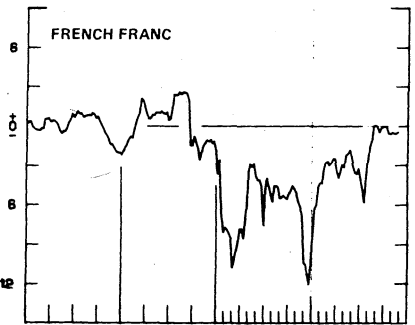
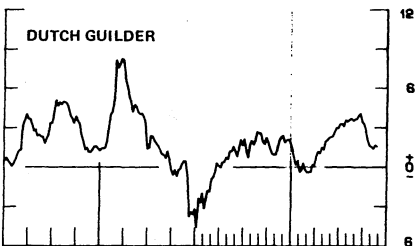
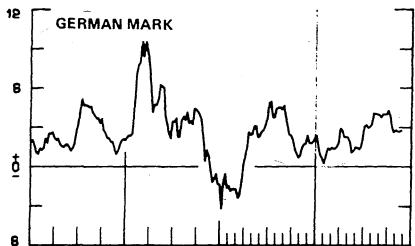
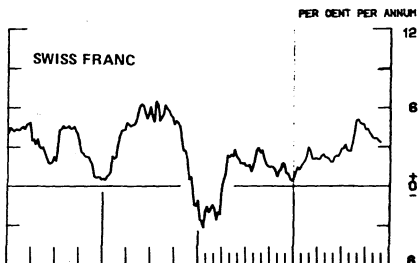
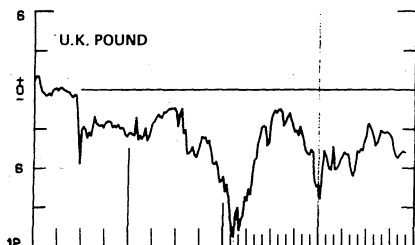
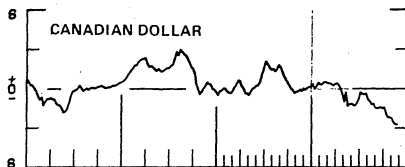
Chart 2

3-MONTH FORWARD EXCHANGE RATES

PREMIUM (+), OR DISCOUNT (-)

AVERAGES FOR WEEK ENDING WEDNESDAY

PER CENT PER ANNUM



5

Chart 3
PRICE OF GOLD IN LONDON
AVERAGES FOR WEEK ENDING WEDNESDAY

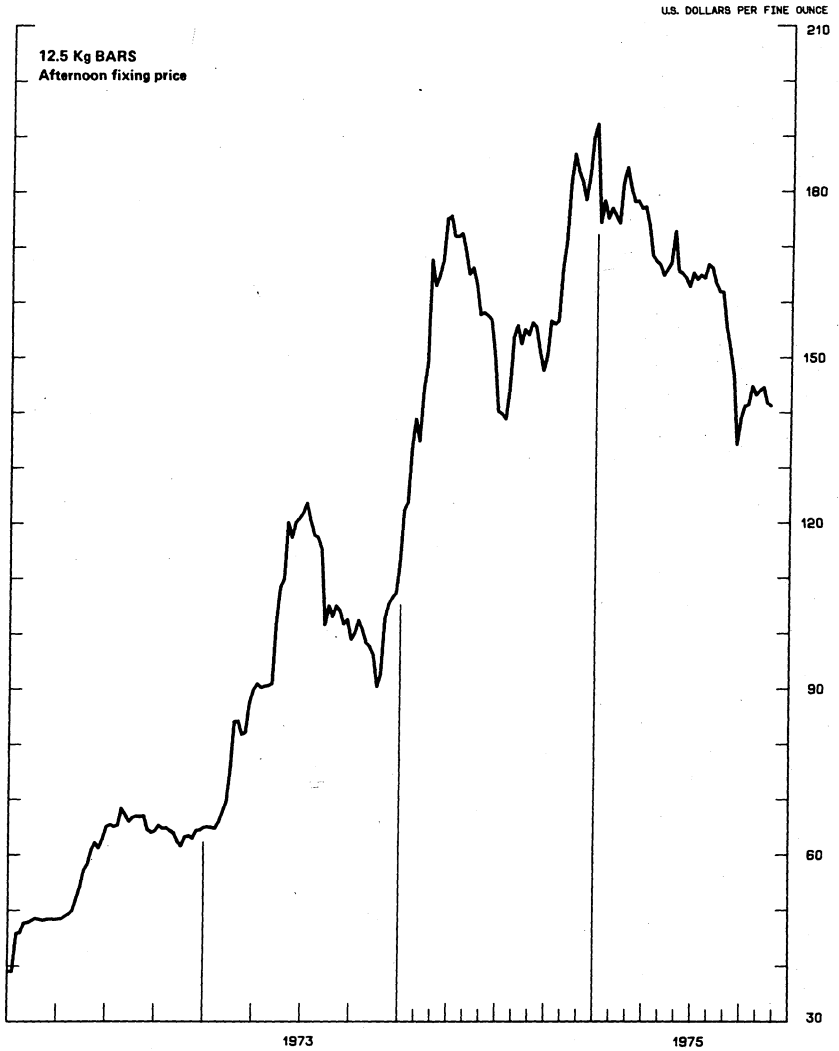
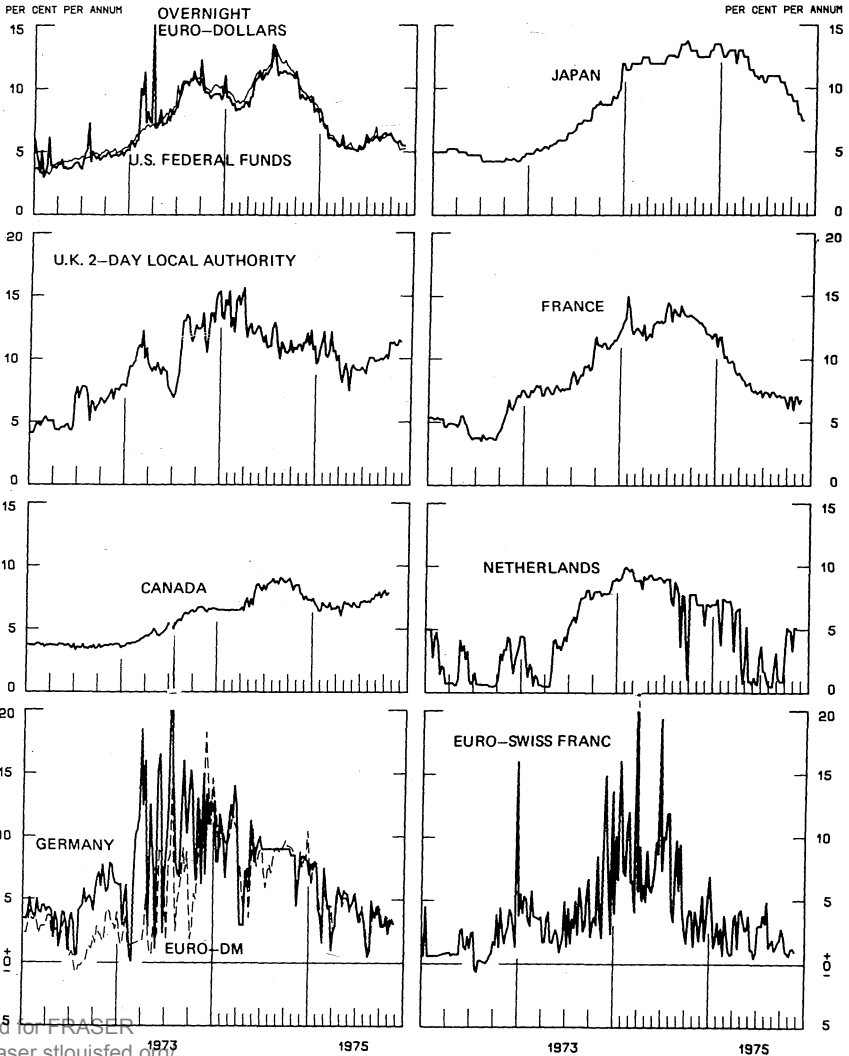


Chart 4
CALL MONEY RATES
 WEEKLY SERIES



7

Chart 5
3-MONTH INTEREST RATES
 WEEKLY SERIES

PER CENT PER ANNUM

PER CENT PER ANNUM

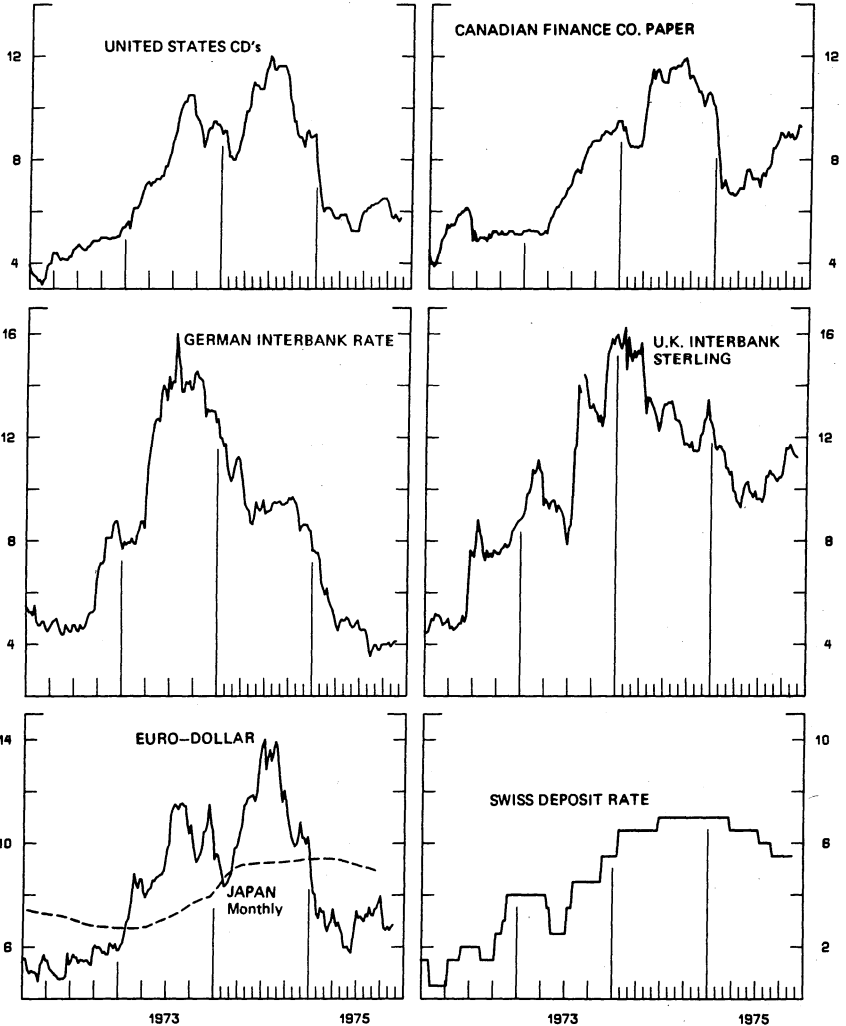


Chart 6
EURO-DOLLAR DEPOSIT RATES London
AVERAGES FOR WEEK ENDING WEDNESDAY

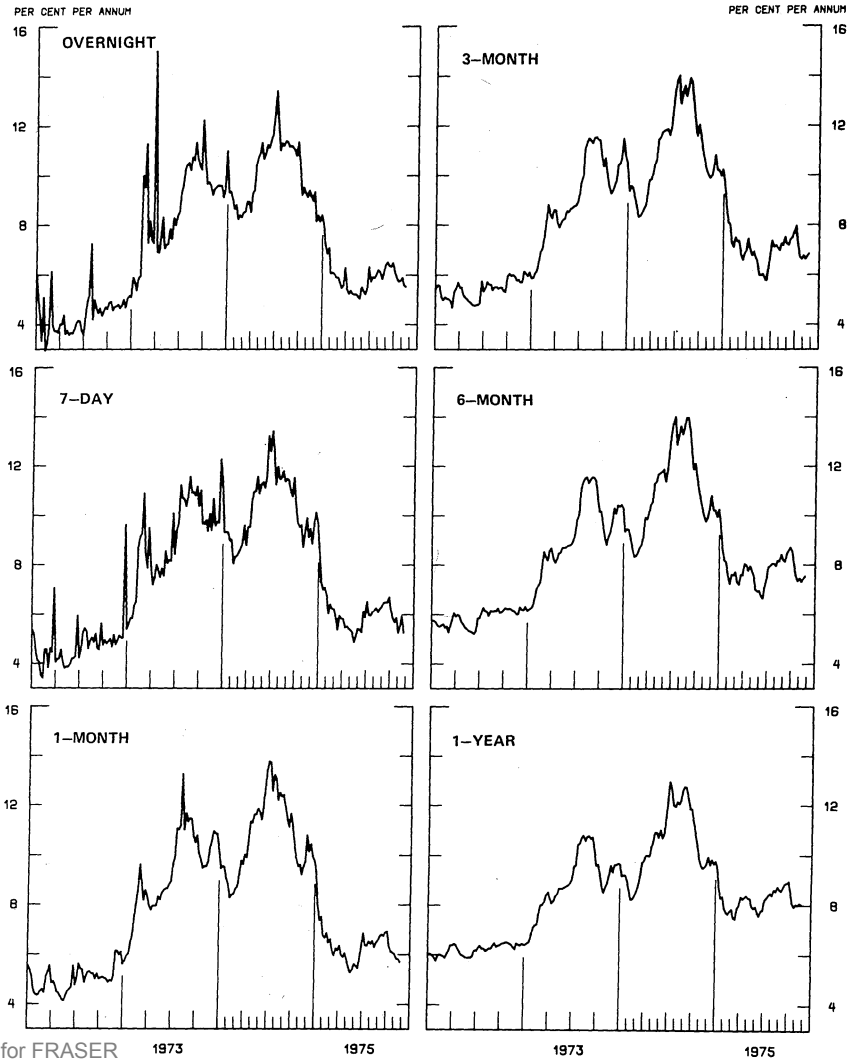


Chart 7
SELECTED EURO-DOLLAR AND U.S. MONEY MARKET RATES
 AVERAGES FOR WEEK ENDING WEDNESDAY

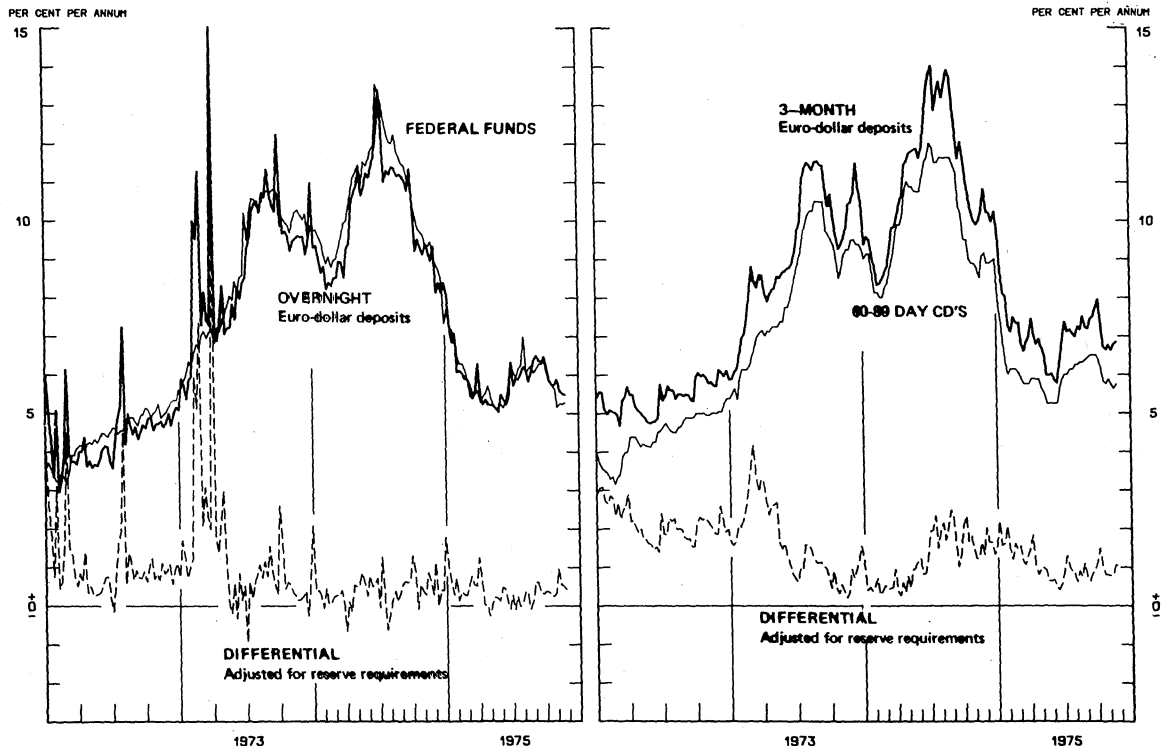


Chart 8

INTEREST ARBITRAGE: 3-MONTH FUNDS

AVERAGES FOR WEEK ENDING WEDNESDAY

DIFFERENTIAL: PLUS (+), INDICATES FAVOR DOLLAR ASSETS

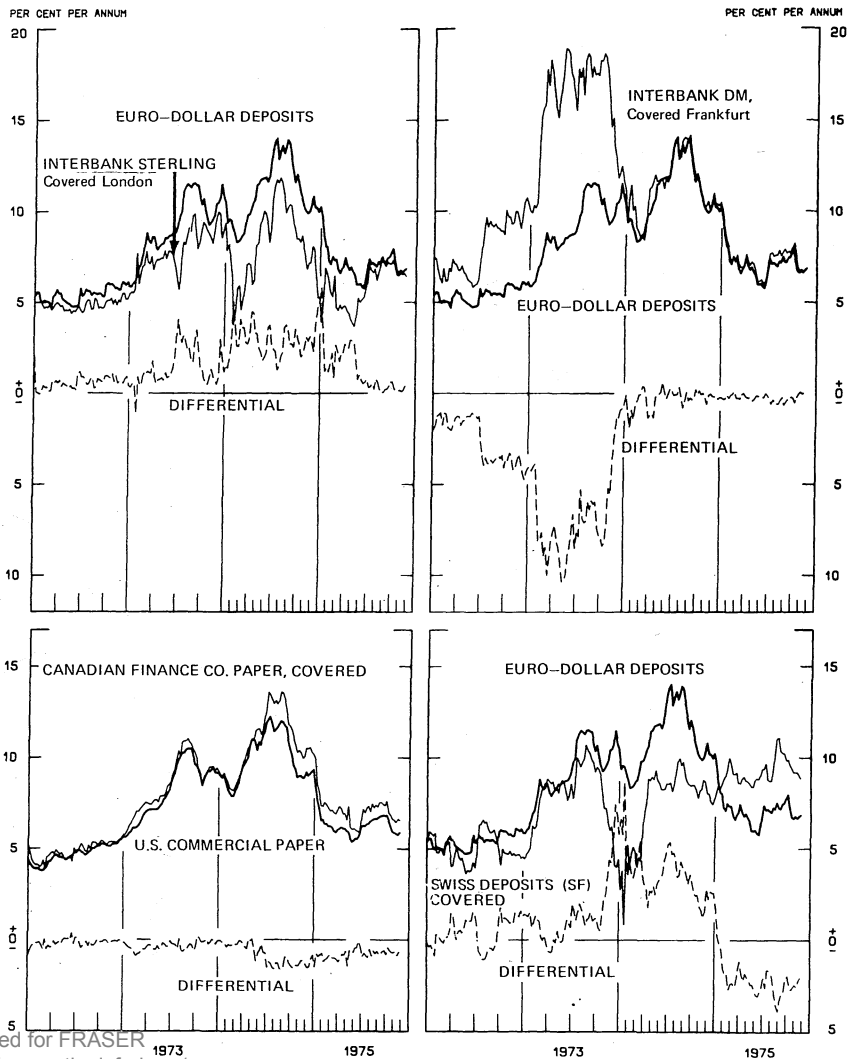


Chart 9
LONG-TERM GOVERNMENT BOND YIELDS
 WEEKLY SERIES

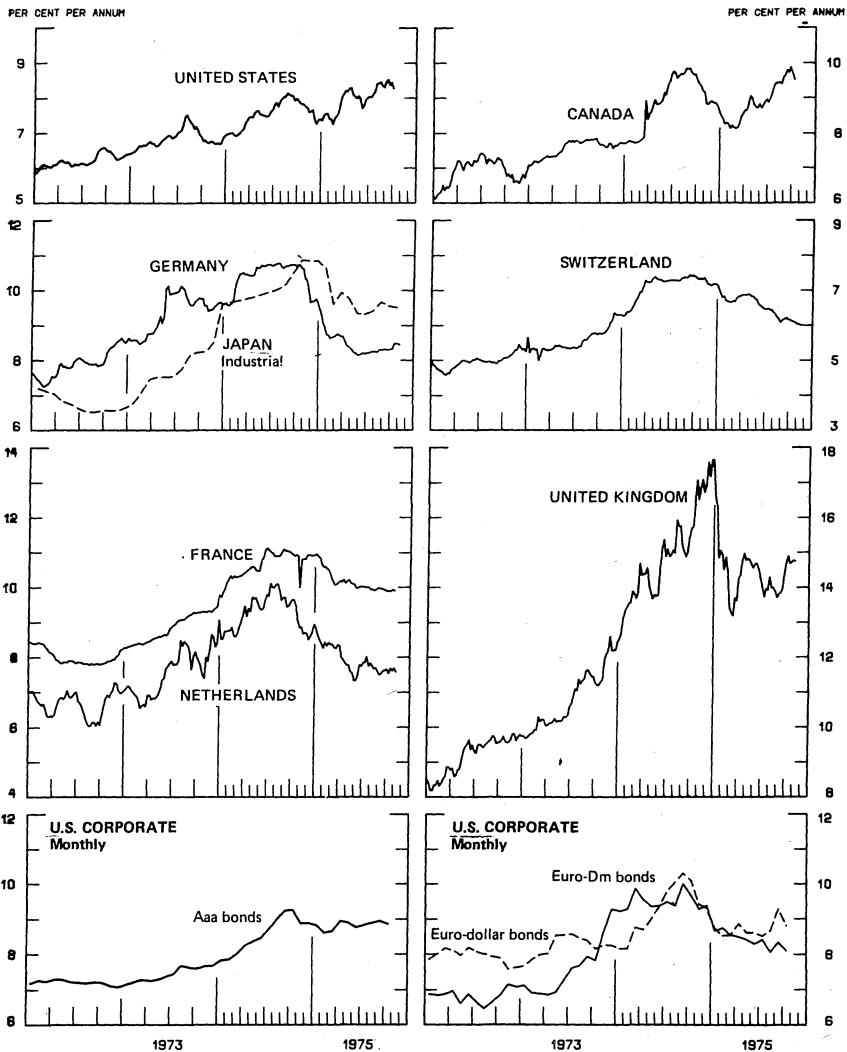
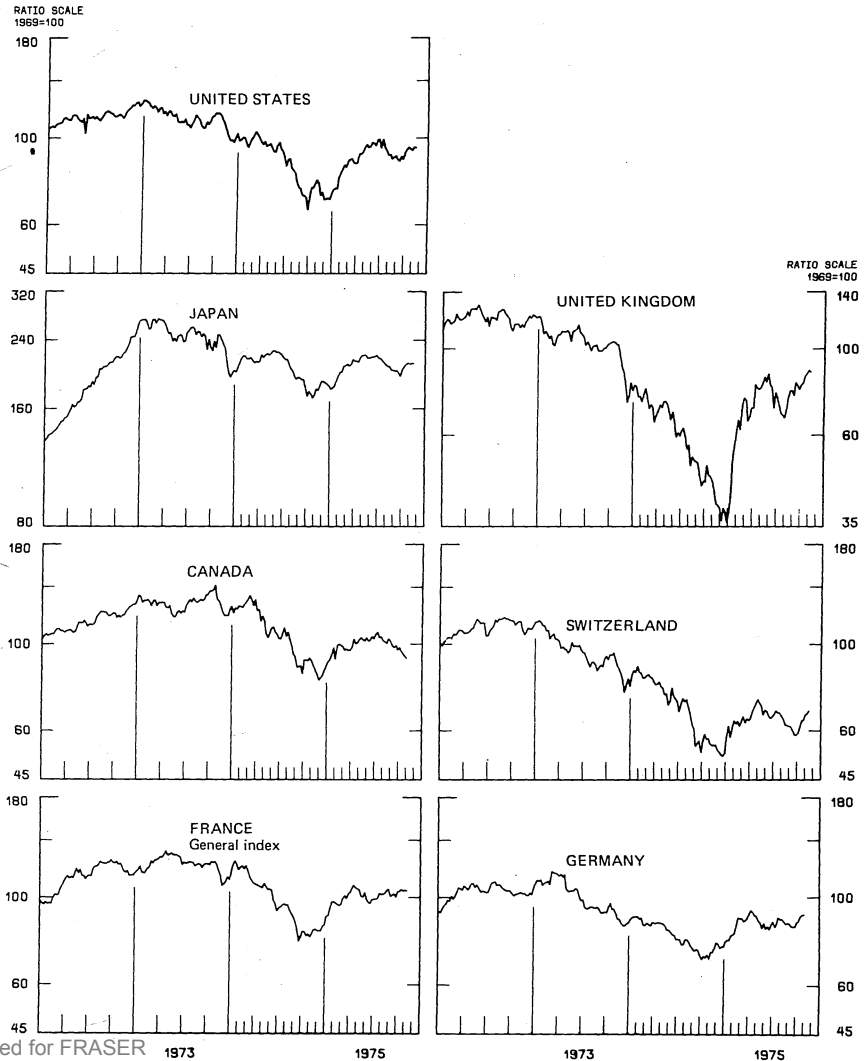


Chart 10
INDUSTRIAL STOCK INDEXES
 WEEKLY SERIES



SERIES NAME

LAST VALUE PLOTTED
DATE VALUE

CHART 1. SPOT EXCHANGE RATES

| | | |
|-------------------------------|---------|--------|
| U.S. DOLLAR, WEIGHTED AVERAGE | NOV. 26 | 86.13 |
| JAPANESE YEN | NOV. 26 | 118.79 |
| GERMAN MARK | NOV. 26 | 140.66 |
| DUTCH GUILDER | NOV. 26 | 135.58 |
| U.K. POUND | NOV. 26 | 84.95 |
| CANADIAN DOLLAR | NOV. 26 | 106.79 |
| FRENCH FRANC | NOV. 26 | 125.37 |
| SWISS FRANC | NOV. 26 | 164.21 |
| BELGIAN FRANC | NOV. 26 | 127.53 |
| ITALIAN LIRA | NOV. 26 | 91.69 |

CHART 2. 3-MONTH FORWARD EXCHANGE RATES

| | | |
|-----------------|---------|-------|
| CANADIAN DOLLAR | NOV. 26 | -2.74 |
| U.K. POUND | NOV. 26 | -4.81 |
| GERMAN MARK | NOV. 26 | 2.75 |
| FRENCH FRANC | NOV. 26 | -0.43 |
| SWISS FRANC | NOV. 26 | 3.35 |
| DUTCH GUILDER | NOV. 26 | 1.55 |
| JAPANESE YEN | NOV. 26 | -0.90 |

CHART 3. GOLD PRICE IN LONDON

| | | |
|----------------------------|---------|--------|
| U.S. DOLLAR PER FINE OUNCE | NOV. 26 | 141.27 |
|----------------------------|---------|--------|

CHART 4. CALL MONEY RATES

| | | |
|-------------------------------------|---------|-------|
| U.S. FEDERAL FUNDS | NOV. 26 | 5.28 |
| OVERNIGHT EURO-DOLLAR DEPOSITS | NOV. 26 | 5.46 |
| U.K. 2-DAY LOCAL AUTHORITY DEPOSITS | NOV. 21 | 11.38 |
| CANADA | OCT. 17 | 7.88 |
| GERMANY | NOV. 21 | 3.10 |
| EURO-DM | NOV. 21 | 3.19 |
| JAPAN | NOV. 14 | 7.50 |
| FRANCE | NOV. 21 | 6.75 |
| NETHERLANDS | NOV. 14 | 5.13 |
| EURO-SWISS FRANC | NOV. 21 | 0.98 |

CHART 5. 3-MONTH INTEREST RATES

| | | |
|--------------------------------|---------|-------|
| U.S. CD'S (60-89 DAYS) | NOV. 26 | 5.75 |
| GERMAN INTERBANK LOAN | NOV. 26 | 4.12 |
| JAPANESE COMPOSITE LOAN | SEPT. | 8.92 |
| EURO-DOLLAR DEPOSIT | NOV. 26 | 6.85 |
| CANADIAN FINANCE COMPANY PAPER | NOV. 26 | 9.27 |
| INTERBANK STERLING | NOV. 26 | 11.22 |
| SWISS DEPOSIT | NOV. 26 | 5.50 |

SERIES NAME

LAST VALUE PLOTTED
DATE VALUE

CHART 6. EURO-DOLLAR DEPOSIT RATES: LONDON

| | | |
|-----------|---------|------|
| OVERNIGHT | NOV. 26 | 5.48 |
| 7-DAY | NOV. 26 | 5.26 |
| 1-MONTH | NOV. 26 | 5.70 |
| 3-MONTH | NOV. 26 | 6.85 |
| 6-MONTH | NOV. 26 | 7.55 |
| 1-YEAR | NOV. 26 | 8.04 |

CHART 7. SELECTED EURO-DOLLAR AND U.S. MONEY MARKET RATES

| | | |
|--|---------|------|
| OVERNIGHT EURO-DOLLAR DEPOSITS | NOV. 26 | 5.48 |
| U.S. FEDERAL FUNDS | NOV. 26 | 5.28 |
| DIFFERENTIAL ADJ. FOR RESERVE REQUIREMENTS | NOV. 26 | 0.43 |
| 3-MONTH EURO-DOLLAR DEPOSIT RATE | NOV. 26 | 6.85 |
| U.S. CD'S (60-89 DAYS) | NOV. 26 | 5.75 |
| DIFFERENTIAL ADJ. FOR RESERVE REQUIREMENTS | NOV. 26 | 1.02 |

CHART 8. INTEREST ARBITRAGE, 3-MONTH FUNDS

| | | |
|--------------------------------------|---------|-------|
| EURO-DOLLAR DEPOSIT | NOV. 26 | 6.85 |
| INTERBANK STERLING (LONDON), COVERED | NOV. 26 | 6.41 |
| DIFFERENTIAL | NOV. 26 | 0.44 |
| U.S. COMMERCIAL PAPER | NOV. 26 | 5.88 |
| CANADIAN FINANCE CO. PAPER, COVERED | NOV. 26 | 6.54 |
| DIFFERENTIAL | NOV. 26 | -0.66 |
| EURO-DOLLAR DEPOSIT | NOV. 26 | 6.85 |
| INTERBANK DM (FRANKFURT), COVERED | NOV. 26 | 6.87 |
| DIFFERENTIAL | NOV. 26 | -0.02 |
| EURO-DOLLAR DEPOSIT | NOV. 26 | 6.85 |
| SWISS DEPOSIT (SF), COVERED | NOV. 26 | 8.85 |
| DIFFERENTIAL | NOV. 26 | -2.00 |

15

SERIES NAME

LAST VALUE PLOTTED
DATE VALUE

CHART 9. LONG TERM GOVERNMENT BOND YIELDS

| | | |
|-----------------|---------|-------|
| UNITED STATES | NOV. 21 | 8.14 |
| GERMANY | NOV. 14 | 8.44 |
| JAPAN (MONTHLY) | OCT. | 9.50 |
| SWITZERLAND | NOV. 21 | 6.00 |
| CANADA | OCT. 17 | 9.52 |
| FRANCE | NOV. 7 | 9.90 |
| NETHERLANDS | NOV. 14 | 7.57 |
| UNITED KINGDOM | NOV. 14 | 14.75 |

U.S. CORPORATE

| | | |
|-------------------|------|------|
| AAA BONDS | OCT. | 8.86 |
| EURO-DM BONDS | OCT. | 8.10 |
| EURO-DOLLAR BONDS | OCT. | 8.80 |

CHART 10. INDUSTRIAL STOCK INDEXES

| | | |
|----------------|---------|--------|
| UNITED STATES | NOV. 21 | 94.40 |
| JAPAN | NOV. 21 | 209.00 |
| CANADA | NOV. 7 | 91.99 |
| FRANCE | NOV. 14 | 103.95 |
| UNITED KINGDOM | NOV. 14 | 87.09 |
| SWITZERLAND | NOV. 21 | 67.38 |
| GERMANY | NOV. 7 | 90.57 |



FEDERAL RESERVE

statistical release

H-10

NOVEMBER 28, 1975

FOREIGN EXCHANGE RATES

FOR THE WEEK ENDING NOVEMBER 28, 1975

The Board of Governors of the Federal Reserve System is advised that the Federal Reserve Bank of New York has certified for customs purposes the following noon buying rate in New York City for cable transfers payable in foreign currencies:

| COUNTRY | MONETARY UNIT | (RATE U.S. CENTS) | | | | |
|----------------|---------------|-------------------|----------|----------|---------|----------|
| | | NOV. 24 | NOV. 25 | NOV. 26 | NOV. 27 | NOV. 28 |
| AUSTRALIA | DOLLAR | 125.9500 | 125.9500 | 125.9000 | | 125.7000 |
| AUSTRIA | SCHILLING | 5.42000 | 5.43000 | 5.40000 | | 5.37000 |
| BELGIUM | FRANC | 2.55100 | 2.55250 | 2.53850 | | 2.53100 |
| CANADA | DOLLAR | 98.8400 | 98.7900 | 98.8300 | H | 98.9300 |
| DENMARK | KRONE | 16.5200 | 16.5100 | 16.4400 | | 16.3400 |
| FINLAND | MARKKA | 25.8300 | 25.8700 | 25.8100 | | 25.7100 |
| FRANCE | FRANC | 22.5700 | 22.5700 | 22.4900 | D | 22.4300 |
| GERMANY | D. MARK | 38.4300 | 38.4200 | 38.2600 | | 38.0900 |
| INDIA | RUPEE | 11.1500 | 11.1500 | 11.1500 | | 11.0000 |
| IRELAND | POUND | 203.7500 | 203.7300 | 203.2000 | L | 202.0000 |
| ITALY | LIRA | 0.14670 | 0.14680 | 0.14630 | | 0.14600 |
| JAPAN | YEN | 0.33010 | 0.32990 | 0.32980 | | 0.32990 |
| MALAYSIA | DOLLAR | 38.7800 | 38.7900 | 38.7000 | I | 38.6700 |
| MEXICO | PESO | 8.0000 | 8.0000 | 8.0000 | | 8.0000 |
| NETHERLANDS | GUILDER | 37.4300 | 37.4700 | 37.3100 | | 37.1600 |
| NEW ZEALAND | DOLLAR | 104.4000 | 104.3000 | 104.3000 | D | 104.0500 |
| NORWAY | KRONE | 18.0800 | 18.1200 | 18.0700 | | 17.9800 |
| PORTUGAL | ESCUDO | 3.7200 | 3.7200 | 3.7000 | | 3.6800 |
| SOUTH AFRICA | RAND | 114.8000 | 114.3000 | 114.3000 | A | 114.6500 |
| SPAIN | PESATA | 1.6825 | 1.6840 | 1.6815 | | 1.6760 |
| SRI LANKA | RUPEE | 13.3500 | 13.3500 | 13.3500 | | 13.3500 |
| SWEDEN | KRONA | 22.7400 | 22.7800 | 22.7500 | Y | 22.6100 |
| SWITZERLAND | FRANC | 37.5200 | 37.5600 | 37.4400 | | 37.3600 |
| UNITED KINGDOM | POUND | 203.7500 | 203.7300 | 203.2000 | | 202.0000 |