

*Signatures*

H13

LIBRARY  
NOV 26 1975  
FEDERAL RESERVE BANK  
OF RICHMOND

# Selected Interest & Exchange Rates

## Weekly Series of Charts

NOVEMBER 24, 1975

Prepared by the  
**FINANCIAL MARKETS  
SECTION**

**DIVISION OF  
INTERNATIONAL FINANCE**

**BOARD OF GOVERNORS  
FEDERAL RESERVE SYSTEM  
Washington, D.C. 20551**

---

2  
→

# Table of Contents

## CHARTS

1. SPOT EXCHANGE RATE INDEXES
2. 3-MONTH FORWARD EXCHANGE RATES
3. GOLD PRICE--LONDON
4. CALL MONEY RATES
5. 3-MONTH INTEREST RATES
6. EURO-DOLLAR DEPOSIT RATES
7. SELECTED EURO-DOLLAR AND U.S. MONEY MARKET RATES
8. INTEREST ARBITRAGE: 3-MONTH FUNDS
9. LONG-TERM GOVERNMENT BOND YIELDS
10. INDUSTRIAL STOCK INDEXES

## TABLES

1. LATEST FIGURES PLOTTED
2. DAILY CERTIFIED SPOT EXCHANGE RATES--H.10 RELEASE



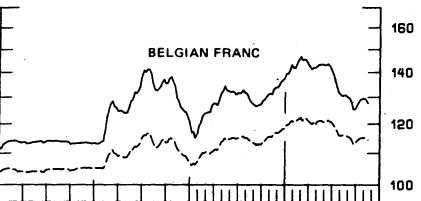
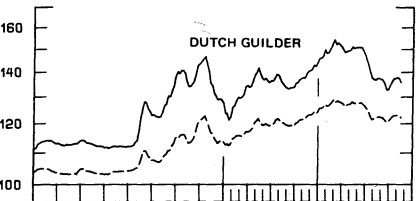
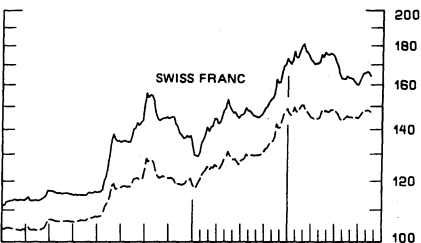
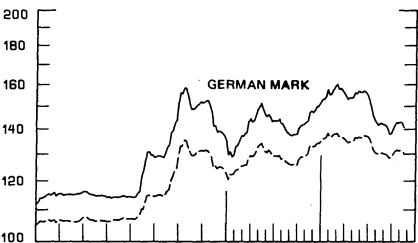
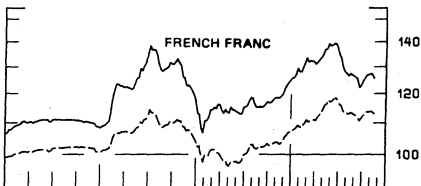
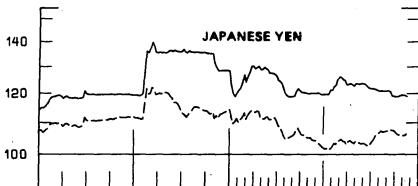

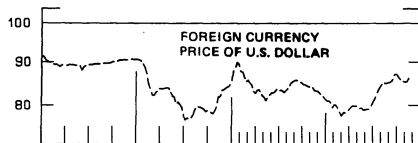
# Chart 1 SPOT EXCHANGE RATES

## DOLLAR PRICES OF FOREIGN CURRENCIES AND WEIGHTED AVERAGE VALUES (DASHED LINE)

AVERAGES FOR WEEK ENDING WEDNESDAY

RATIO SCALE  
MAY 1970 PARITY=100

RATIO SCALE  
MAY 1970 PARITY=100



1973

1975

1973

1975

Chart 2  
**3-MONTH FORWARD EXCHANGE RATES**  
 PREMIUM (+), OR DISCOUNT (-)

AVERAGES FOR WEEK ENDING WEDNESDAY

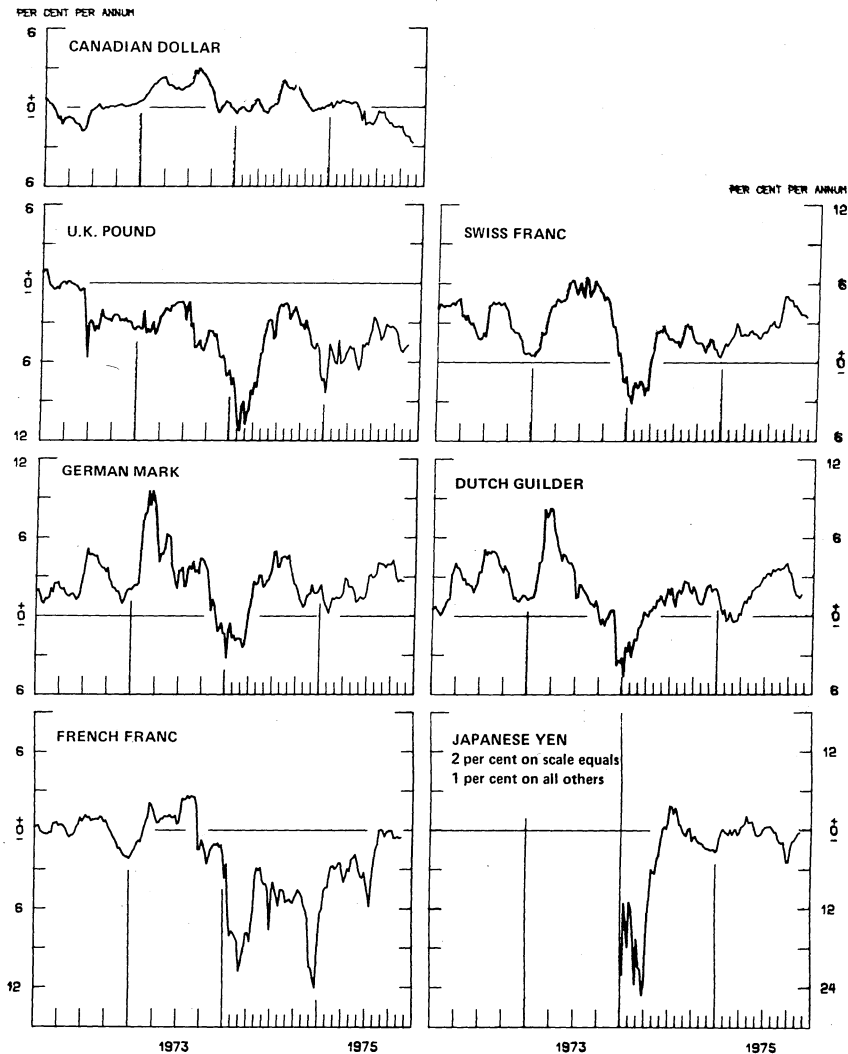


Chart 3  
**PRICE OF GOLD IN LONDON**  
AVERAGES FOR WEEK ENDING WEDNESDAY

5

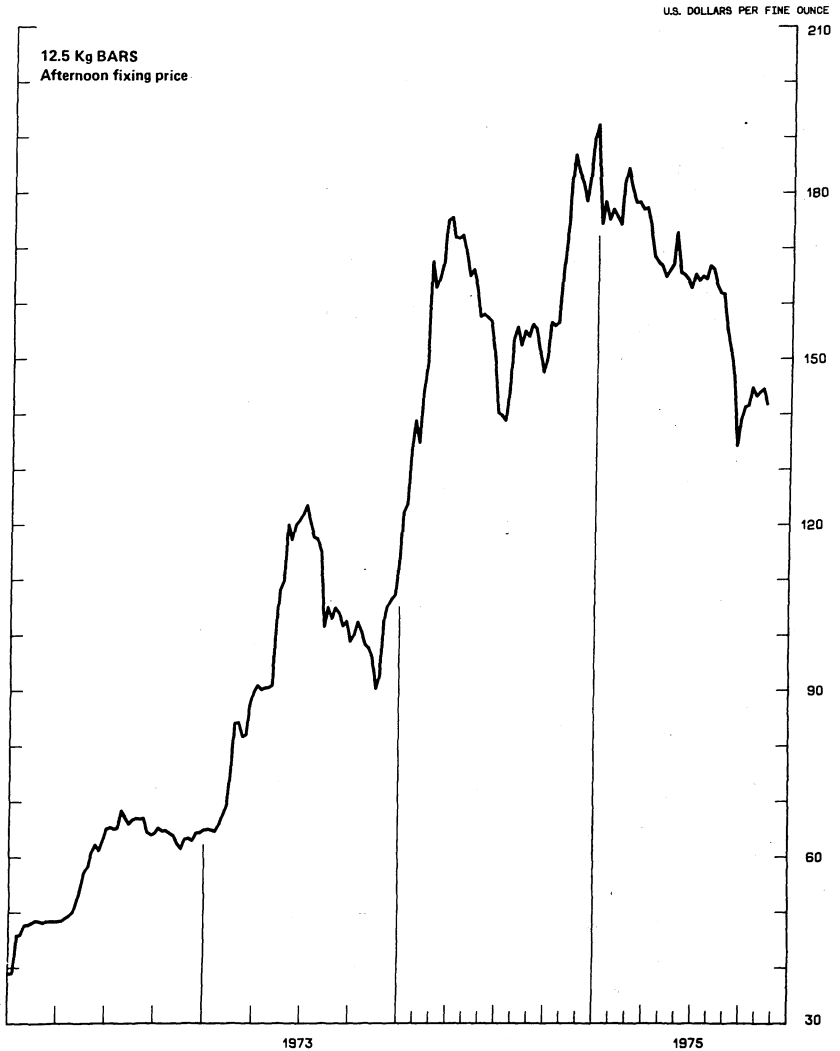
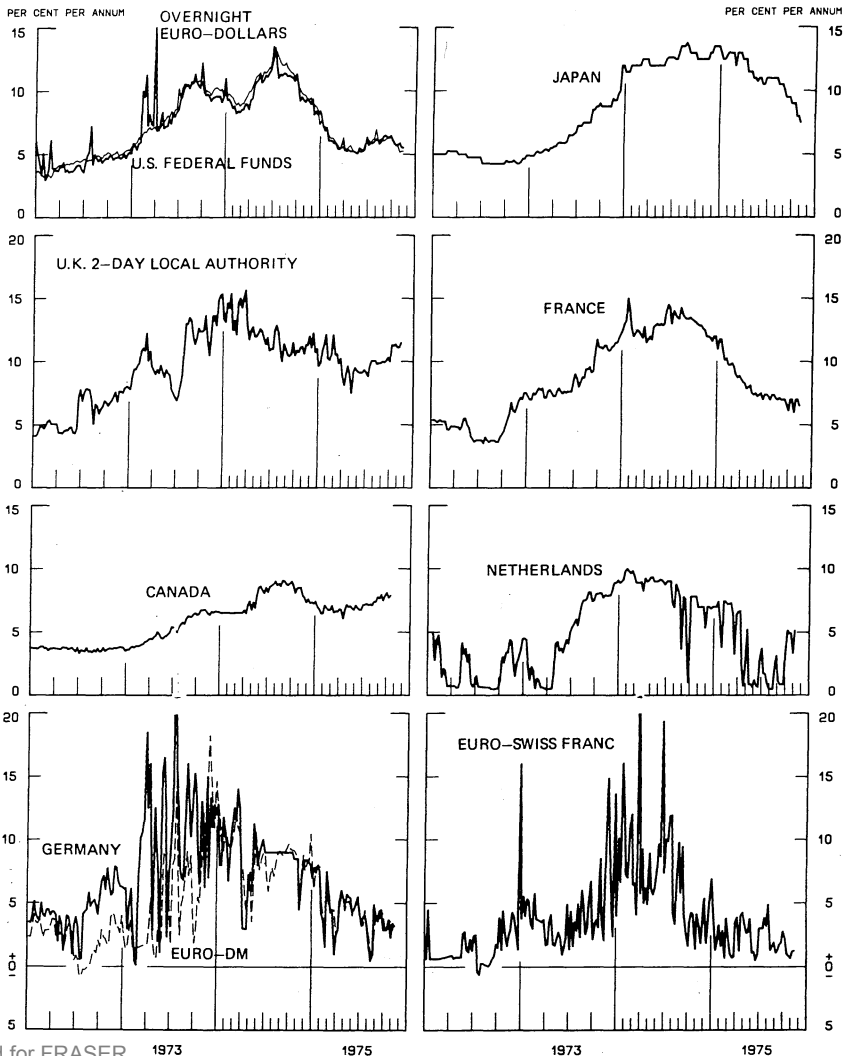


Chart 4  
**CALL MONEY RATES**  
 WEEKLY SERIES



9

Chart 5  
**3-MONTH INTEREST RATES**  
 WEEKLY SERIES

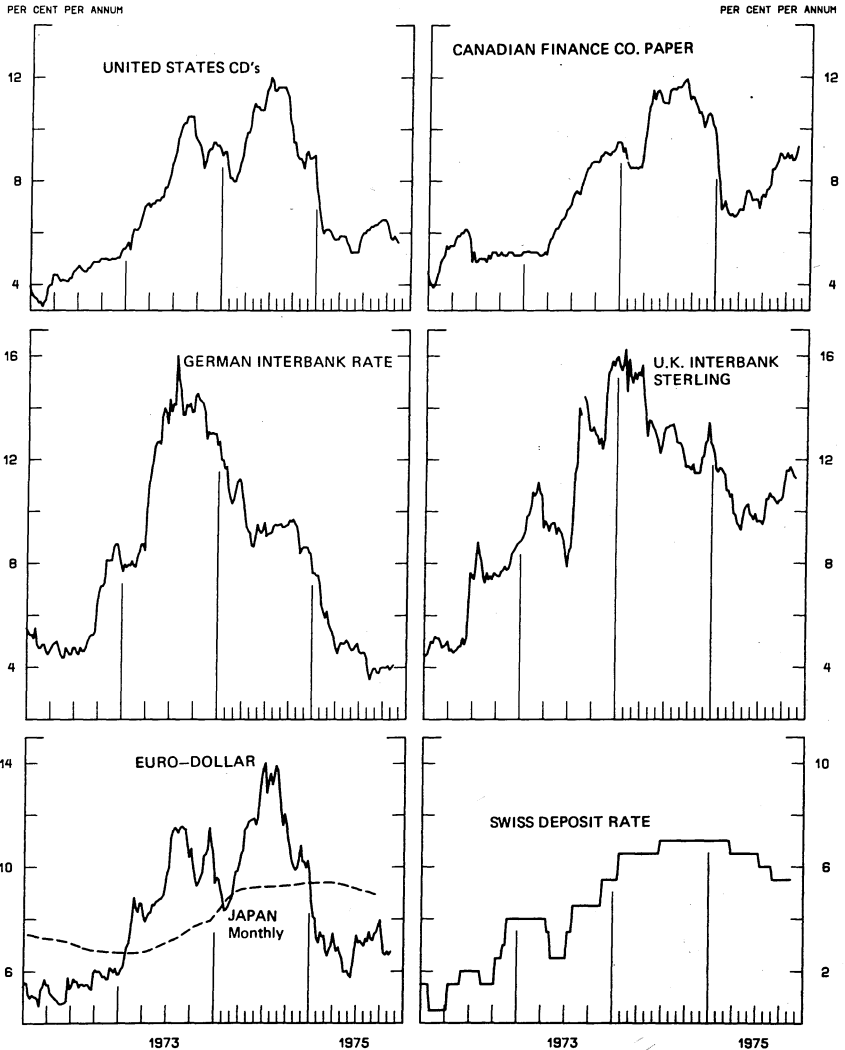


Chart 6  
**EURO-DOLLAR DEPOSIT RATES London**  
AVERAGES FOR WEEK ENDING WEDNESDAY

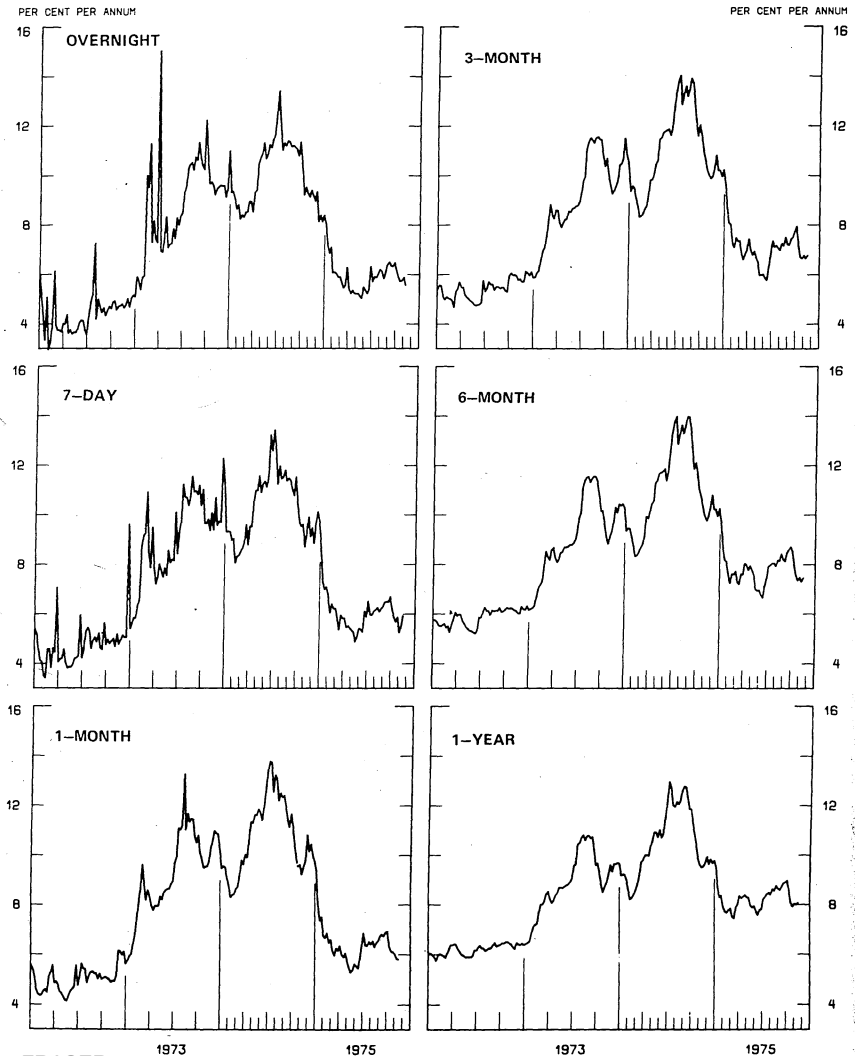
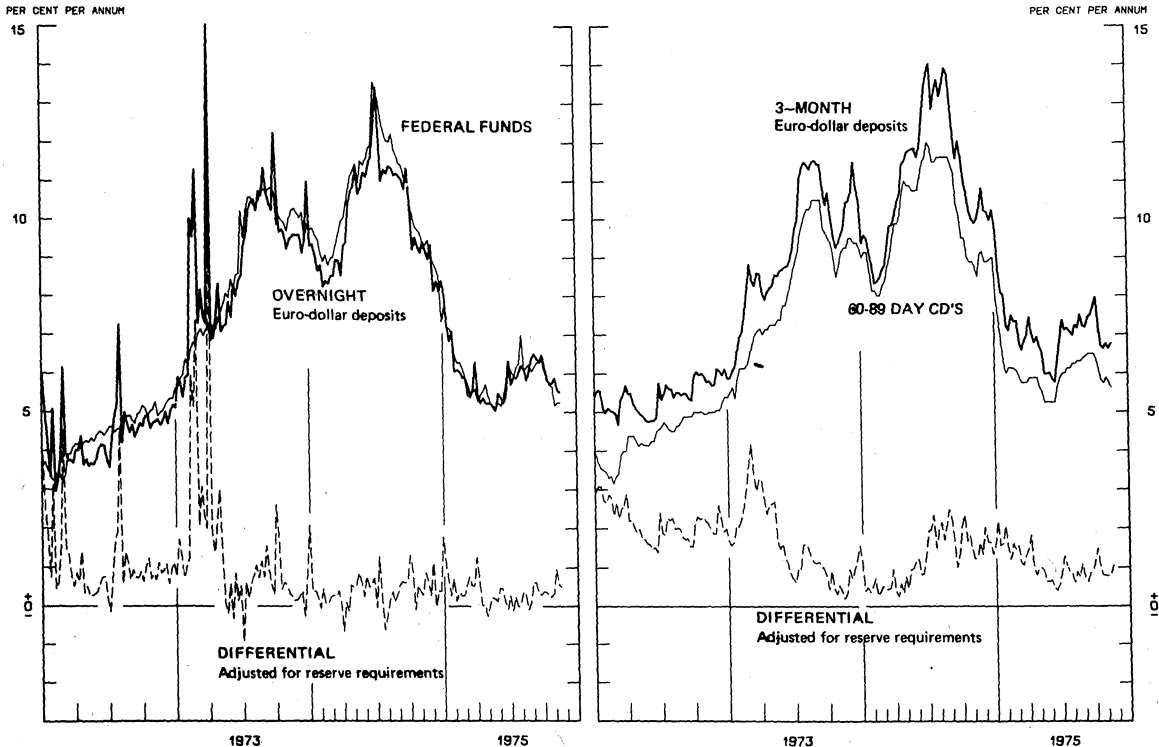


Chart 7  
**SELECTED EURO-DOLLAR AND U.S. MONEY MARKET RATES**  
 AVERAGES FOR WEEK ENDING WEDNESDAY



Favors Borrowing in U.S. if Positive

Chart 8

### INTEREST ARBITRAGE: 3-MONTH FUNDS

AVERAGES FOR WEEK ENDING WEDNESDAY

DIFFERENTIAL: PLUS (+), INDICATES FAVOR DOLLAR ASSETS

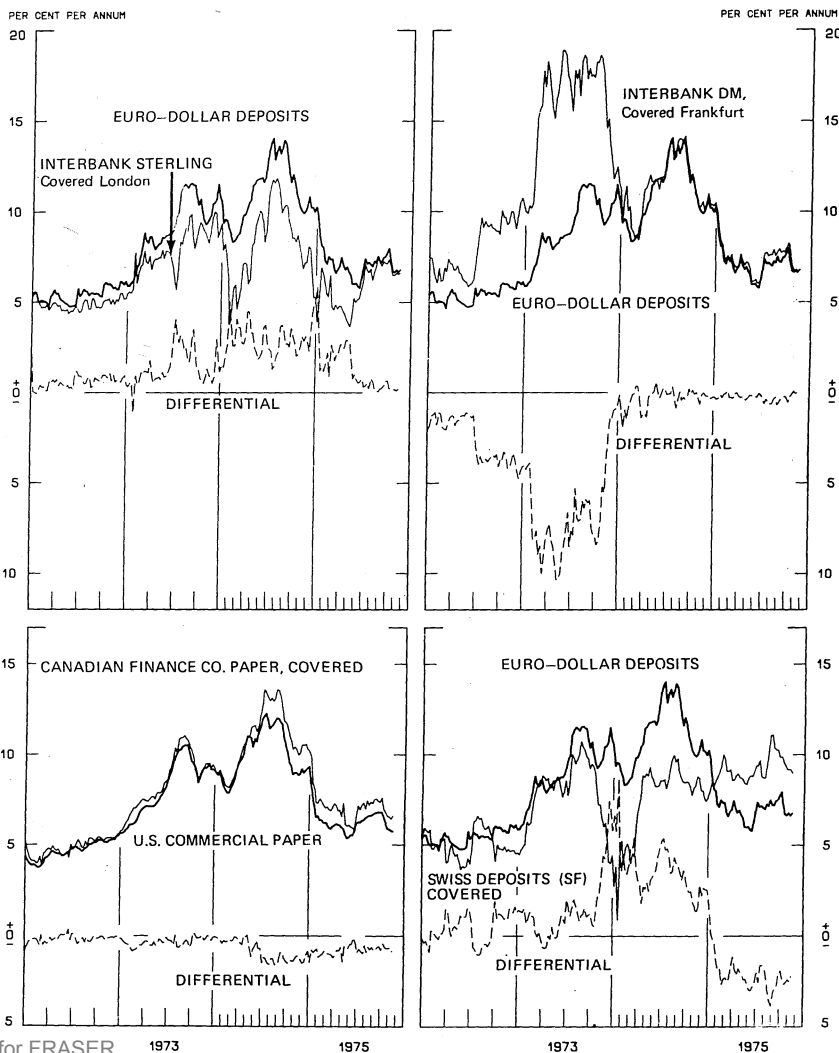


Chart 9  
**LONG-TERM GOVERNMENT BOND YIELDS**  
 WEEKLY SERIES

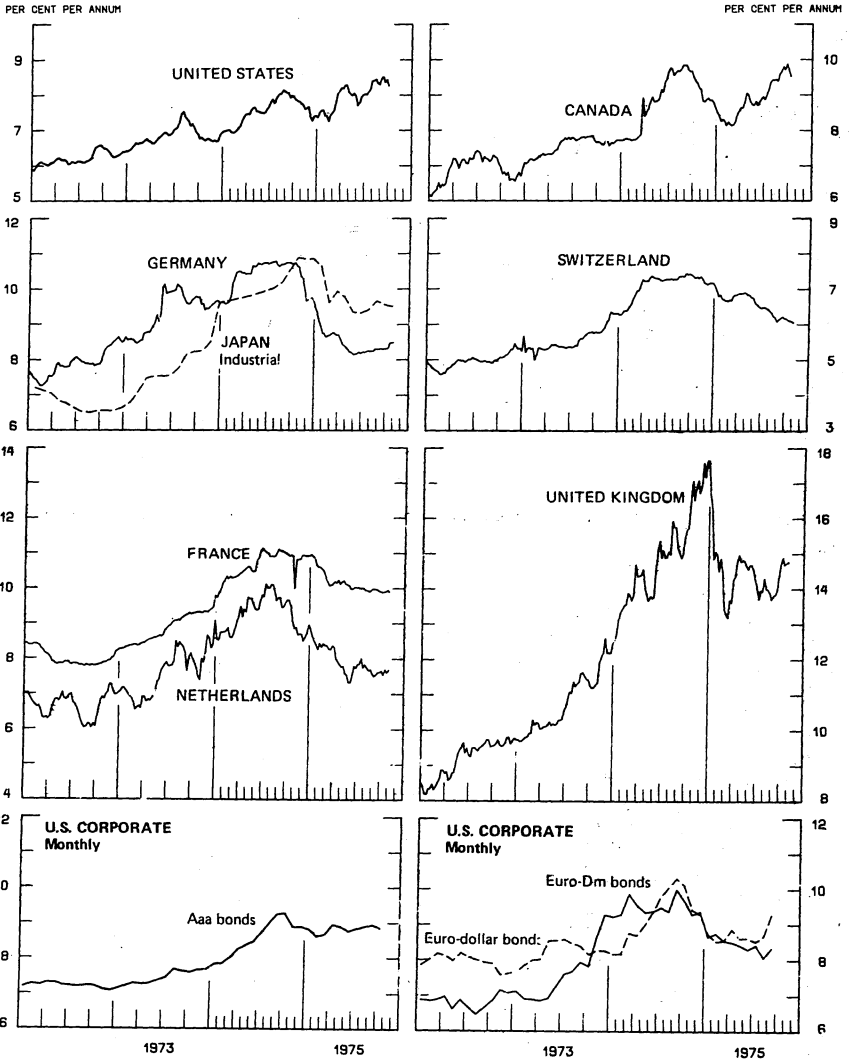
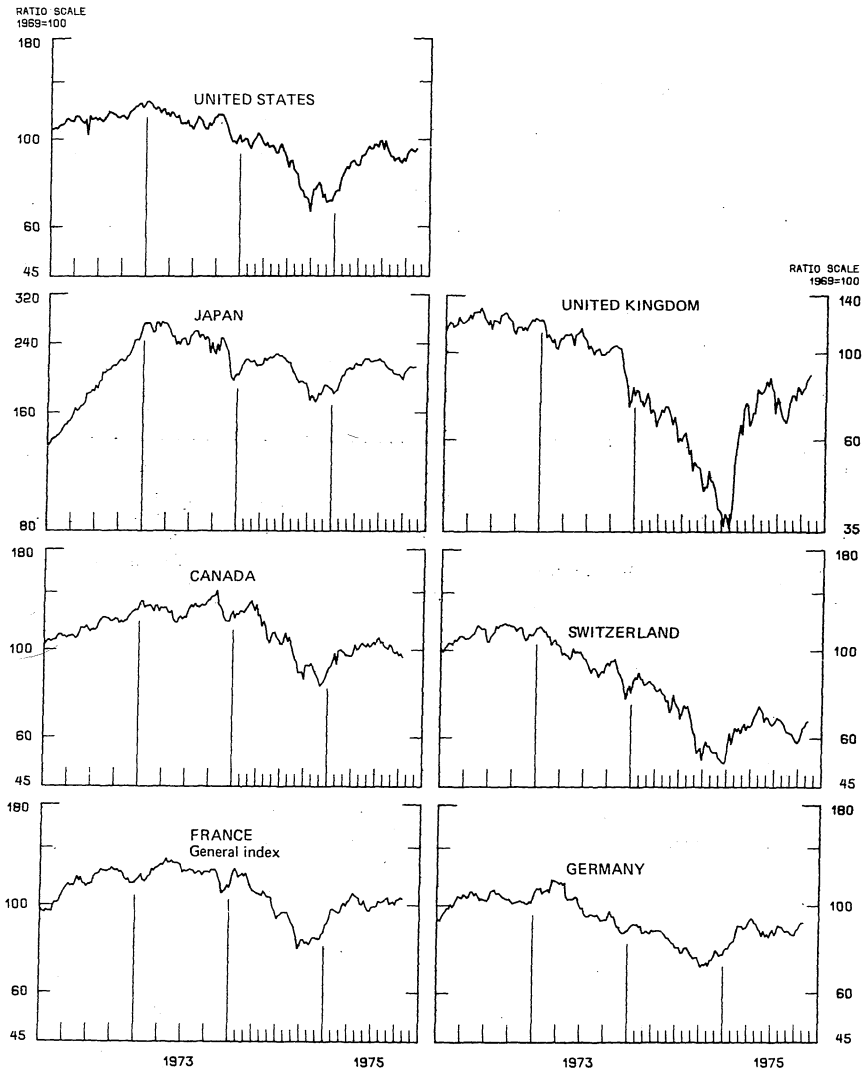


Chart 10  
**INDUSTRIAL STOCK INDEXES**  
 WEEKLY SERIES



SERIES NAME

LAST VALUE PLOTTED  
DATE VALUE

CHART 1. SPOT EXCHANGE RATES

U.S. DOLLAR, WEIGHTED AVERAGE	NOV. 19	86.08
JAPANESE YEN	NOV. 19	118.93
GERMAN MARK	NOV. 19	140.77
DUTCH GUILDER	NOV. 19	135.74
U.K. POUND	NOV. 19	85.05
CANADIAN DOLLAR	NOV. 19	106.63
FRENCH FRANC	NOV. 19	125.59
SWISS FRANC	NOV. 19	164.20
BELGIAN FRANC	NOV. 19	127.64
ITALIAN LIRA	NOV. 19	91.80

CHART 2. 3-MONTH FORWARD EXCHANGE RATES

CANADIAN DOLLAR	NOV. 19	-2.71
U.K. POUND	NOV. 19	-4.71
GERMAN MARK	NOV. 19	2.66
FRENCH FRANC	NOV. 19	-0.55
SWISS FRANC	NOV. 19	3.48
DUTCH GUILDER	NOV. 19	1.65
JAPANESE YEN	NOV. 19	-0.36

CHART 3. GOLD PRICE IN LONDON

U.S. DOLLAR PER FINE OUNCE	NOV. 19	141.77
----------------------------	---------	--------

CHART 4. CALL MONEY RATES

U.S. FEDERAL FUNDS	NOV. 19	5.24
OVERNIGHT EURO-DOLLAR DEPOSITS	NOV. 19	5.51
U.K. 2-DAY LOCAL AUTHORITY DEPOSITS	NOV. 14	11.50
CANADA	OCT. 17	7.88
GERMANY	NOV. 14	3.20
EURO-DM	NOV. 14	3.51
JAPAN	NOV. 7	7.50
FRANCE	NOV. 14	6.50
NETHERLANDS	NOV. 7	5.13
EURO-SWISS FRANC	NOV. 14	1.25

CHART 5. 3-MONTH INTEREST RATES

U.S. CD'S (60-89 DAYS)	NOV. 19	5.63
GERMAN INTERBANK LOAN	NOV. 19	4.10
JAPANESE COMPOSITE LOAN	SEPT.	8.92
EURO-DOLLAR DEPOSIT	NOV. 19	6.76
CANADIAN FINANCE COMPANY PAPER	NOV. 19	9.32
INTERBANK STERLING	NOV. 19	11.29
SWISS DEPOSIT	NOV. 19	5.50

SERIES NAME	LAST VALUE PLOTTED	
	DATE	VALUE
<b>CHART 6. EURO-DOLLAR DEPOSIT RATES: LONDON</b>		
OVERNIGHT	NOV. 19	5.51
7-DAY	NOV. 19	5.93
1-MONTH	NOV. 19	5.81
3-MONTH	NOV. 19	6.76
6-MONTH	NOV. 19	7.45
1-YEAR	NOV. 19	8.07

**CHART 7. SELECTED EURO-DOLLAR AND U.S. MONEY MARKET RATES**

OVERNIGHT EURO-DOLLAR DEPOSITS	NOV. 19	5.51
U.S. FEDERAL FUNDS	NOV. 19	5.24
DIFFERENTIAL ADJ. FOR RESERVE REQUIREMENTS	NOV. 19	0.50
3-MONTH EURO-DOLLAR DEPOSIT RATE	NOV. 19	6.76
U.S. CD'S (60-89 DAYS)	NOV. 19	5.63
DIFFERENTIAL ADJ. FOR RESERVE REQUIREMENTS	NOV. 19	1.05

**CHART 8. INTEREST ARBITRAGE, 3-MONTH FUNDS**

EURO-DOLLAR DEPOSIT	NOV. 19	6.76
INTERBANK STERLING (LONDON), COVERED	NOV. 19	6.58
DIFFERENTIAL	NOV. 19	0.18
U.S. COMMERCIAL PAPER	NOV. 19	5.75
CANADIAN FINANCE CO. PAPER, COVERED	NOV. 19	6.61
DIFFERENTIAL	NOV. 19	-0.86
EURO-DOLLAR DEPOSIT	NOV. 19	6.76
INTERBANK DM (FRANKFURT), COVERED	NOV. 19	6.76
DIFFERENTIAL	NOV. 19	0.00
EURO-DOLLAR DEPOSIT	NOV. 19	6.76
SWISS DEPOSIT (SF), COVERED	NOV. 19	8.98
DIFFERENTIAL	NOV. 19	-2.22

15

SERIES NAME

LAST VALUE PLOTTED  
DATE VALUE

CHART 9. LONG TERM GOVERNMENT BOND YIELDS

UNITED STATES	NOV. 14	7.97
GERMANY	NOV. 7	8.48
JAPAN (MONTHLY)	OCT.	9.50
SWITZERLAND	NOV. 7	6.04
CANADA	OCT. 17	9.52
FRANCE	NOV. 7	9.90
NETHERLANDS	NOV. 7	7.68
UNITED KINGDOM	NOV. 7	14.77

U.S. CORPORATE

AAA BONDS	OCT.	8.86
EURD-DM BONDS	SEPT.	8.34
EURD-DOLLAR BONDS	SEPT.	9.28

CHART 10. INDUSTRIAL STOCK INDEXES

UNITED STATES	NOV. 14	94.61
JAPAN	NOV. 21	209.00
CANADA	OCT. 17	95.73
FRANCE	OCT. 31	103.72
UNITED KINGDOM	NOV. 7	67.97
SWITZERLAND	NOV. 14	66.28
GERMANY	NOV. 7	90.57



# FEDERAL RESERVE

statistical release

H.10

NOVEMBER 21, 1975

## FOREIGN EXCHANGE RATES

FOR THE WEEK ENDING NOVEMBER 21, 1975

The Board of Governors of the Federal Reserve System is advised that the Federal Reserve Bank of New York has certified for customs purposes the following noon buying rate in New York City for cable transfers payable in foreign currencies:

COUNTRY	MONETARY UNIT	(RATE U.S. CENTS)				
		NOV. 17	NOV. 18	NOV. 19	NOV. 20	NOV. 21
AUSTRALIA	DOLLAR	126.1000	126.1000	125.8500	126.0500	126.1500
AUSTRIA	SCHILLING	5.42000	5.41000	5.42000	5.44000	5.44000
BELGIUM	FRANC	2.53600	2.54850	2.54600	2.55600	2.55540
CANADA	DOLLAR	98.4400	98.7300	98.7400	98.7100	98.7400
DENMARK	KRONE	16.4200	16.4200	16.4700	16.5000	16.5000
FINLAND	MARKKA	25.7700	25.7500	25.8100	25.8400	25.8500
FRANCE	FRANC	22.5000	22.5400	22.5900	22.6800	22.5500
GERMANY	D. MARK	38.2000	38.3400	38.4500	38.6100	38.4300
INDIA	RUPEE	11.2000	11.2000	11.2000	11.2000	11.1500
IRELAND	POUND	203.2000	203.5500	204.0500	204.6000	204.1500
ITALY	LIRA	0.14650	0.14660	0.14670	0.14700	0.14670
JAPAN	YEN	0.33040	0.33010	0.32990	0.32910	0.32990
MALAYSIA	DOLLAR	38.7600	38.6200	38.7500	38.6600	38.9000
MEXICO	PESO	8.0000	8.0000	8.0000	8.0000	8.0000
NETHERLANDS	GUILDER	37.2700	37.3700	37.4800	37.6100	37.4400
NEW ZEALAND	DOLLAR	104.5000	104.5000	104.2500	104.4000	104.5500
NORWAY	KRONE	17.9400	17.9700	18.0100	18.0700	18.0500
PORTUGAL	ESCUDD	3.7300	3.7100	3.7100	3.7300	3.7300
SOUTH AFRICA	RAND	114.7500	114.7500	114.7500	114.7500	114.8000
SPAIN	PESATA	1.6825	1.6825	1.6835	1.6800	1.6850
SRI LANKA	RUPEE	13.2900	13.2900	13.2900	13.2900	13.3500
SWEDEN	KRONA	22.5500	22.6500	22.6500	22.7800	22.7300
SWITZERLAND	FRANC	37.3300	37.5000	37.5900	37.7300	37.5100
UNITED KINGDOM	POUND	203.2000	203.5500	204.0500	204.6000	204.1500

6