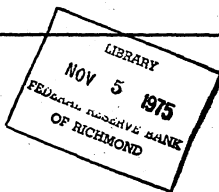


H13



Selected Interest & Exchange Rates

Weekly Series of Charts

NOVEMBER 3, 1975

**Prepared by the
FINANCIAL MARKETS
SECTION**

**DIVISION OF
INTERNATIONAL FINANCE**

**BOARD OF GOVERNORS
FEDERAL RESERVE SYSTEM
Washington, D.C. 20551**

2

Table of Contents

CHARTS

1. SPOT EXCHANGE RATE INDEXES
2. 3-MONTH FORWARD EXCHANGE RATES
3. GOLD PRICE--LONDON
4. CALL MONEY RATES
5. 3-MONTH INTEREST RATES
6. EURO-DOLLAR DEPOSIT RATES
7. SELECTED EURO-DOLLAR AND
U.S. MONEY MARKET RATES
8. INTEREST ARBITRAGE: 3-MONTH FUNDS
9. LONG-TERM GOVERNMENT BOND YIELDS
10. INDUSTRIAL STOCK INDEXES

TABLES

1. LATEST FIGURES PLOTTED
2. DAILY CERTIFIED SPOT
EXCHANGE RATES--
H.10 RELEASE

Chart 1

SPOT EXCHANGE RATES

DOLLAR PRICES OF FOREIGN CURRENCIES AND WEIGHTED AVERAGE VALUES (DASHED LINE)

AVERAGES FOR WEEK ENDING WEDNESDAY

RATIO SCALE
MAY 1970 PARITY=100

RATIO SCALE
MAY 1970 PARITY=100

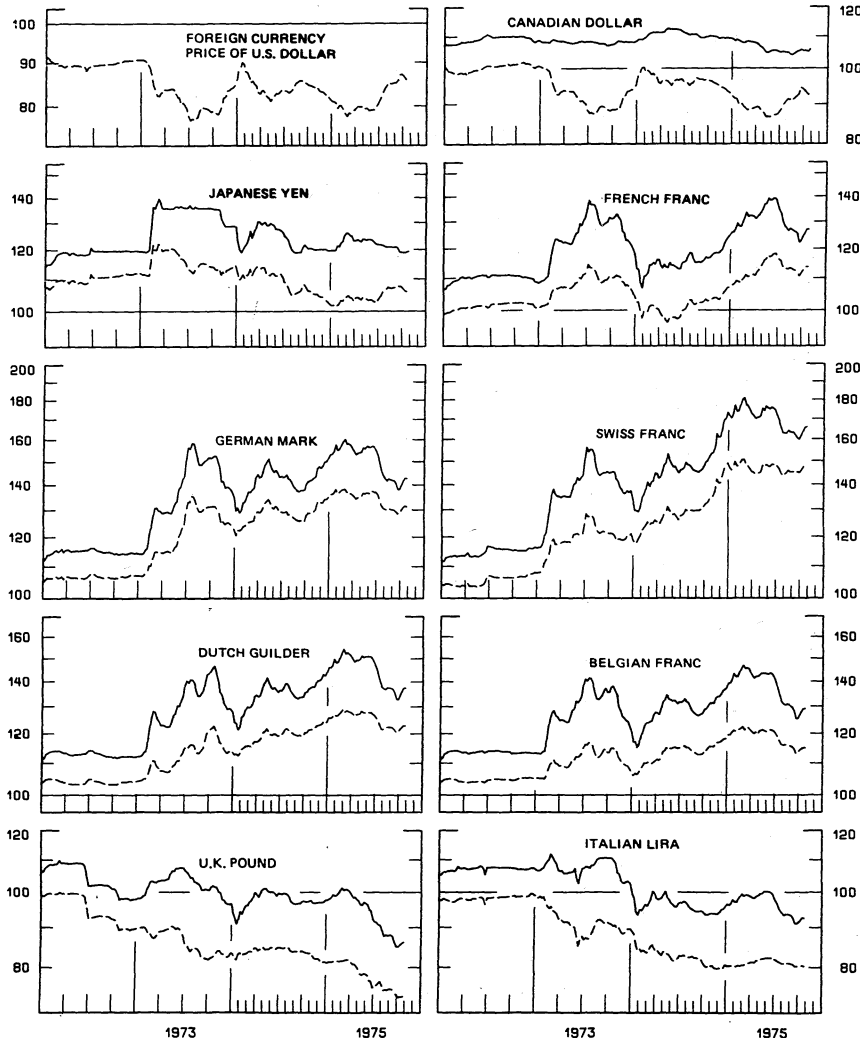
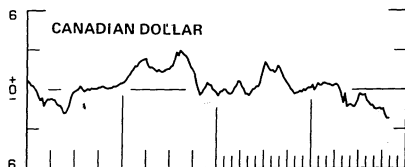
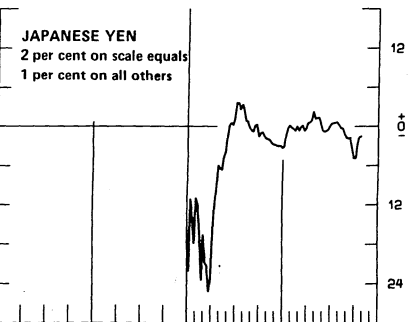
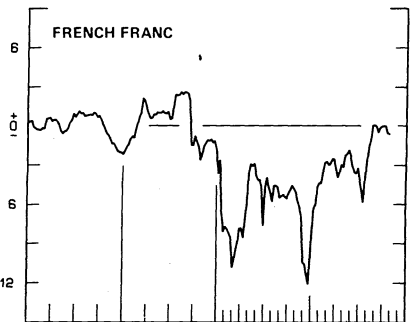
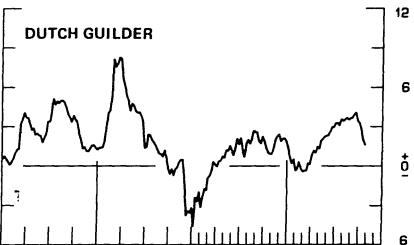
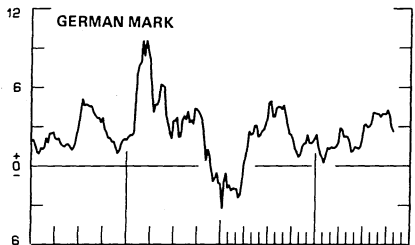
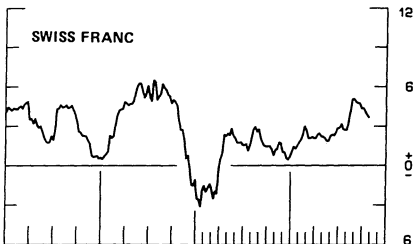
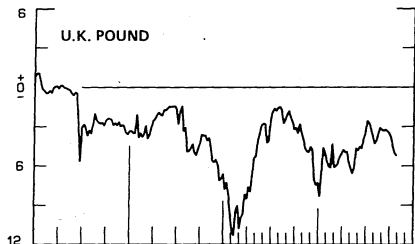


Chart 2
3-MONTH FORWARD EXCHANGE RATES
 PREMIUM (+), OR DISCOUNT (-)
 AVERAGES FOR WEEK ENDING WEDNESDAY

PER CENT PER ANNUM



PER CENT PER ANNUM



1973

1975

1973

1975

Chart 3
PRICE OF GOLD IN LONDON
AVERAGES FOR WEEK ENDING WEDNESDAY

5

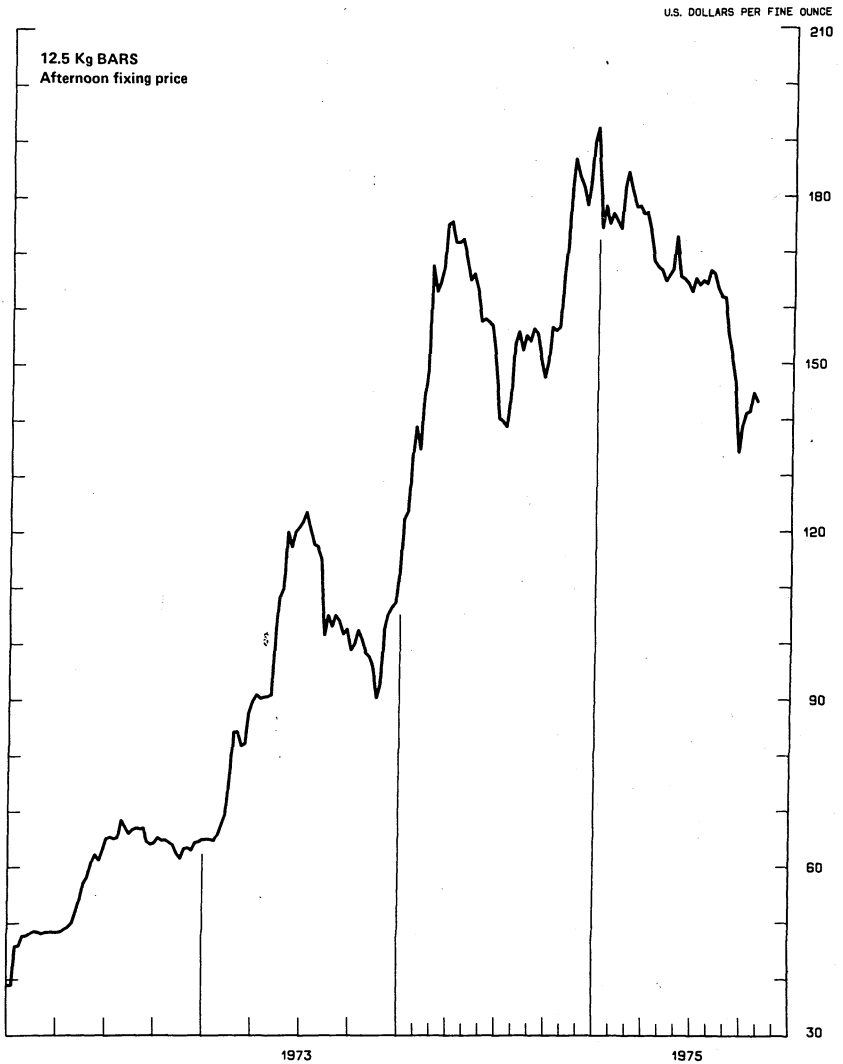


Chart 4
CALL MONEY RATES
 WEEKLY SERIES

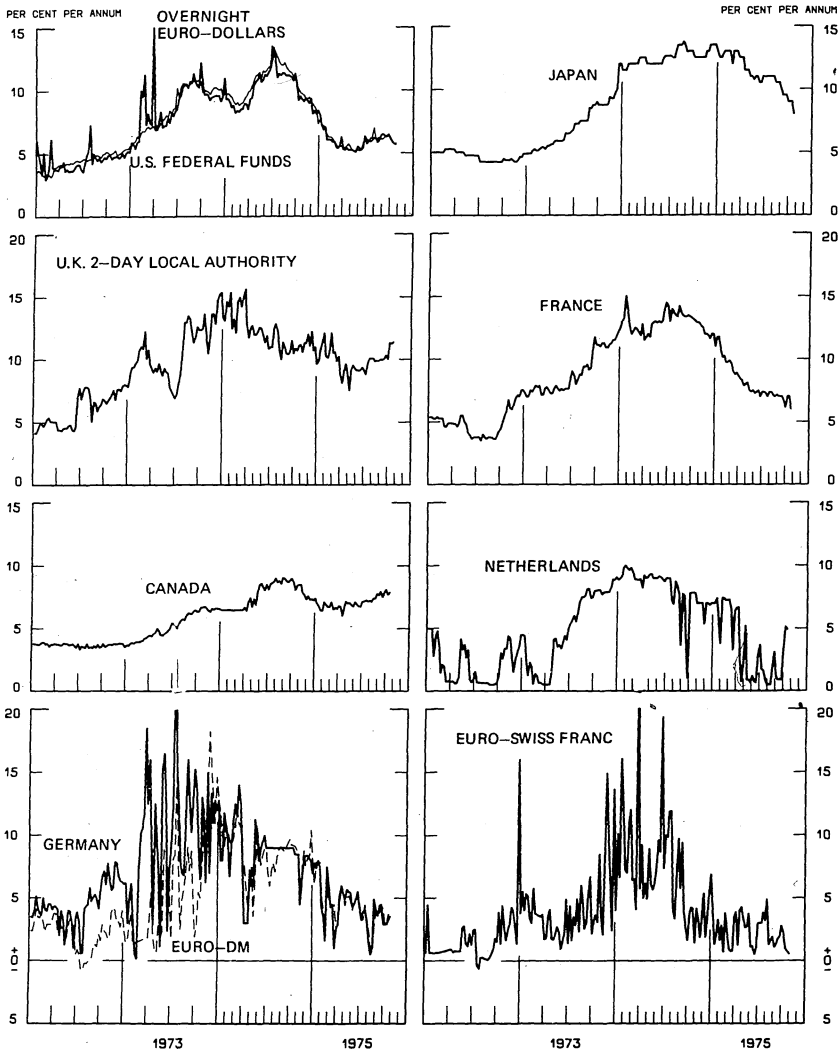


Chart 5
3-MONTH INTEREST RATES
 WEEKLY SERIES

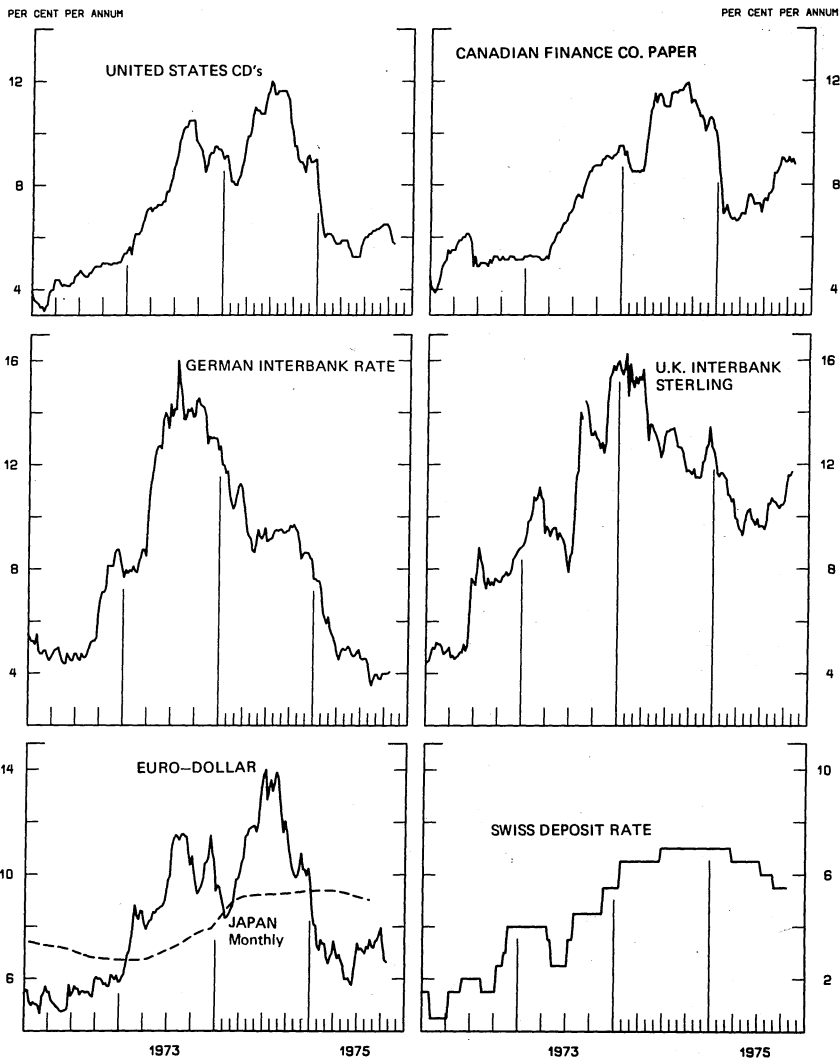


Chart 6
EURO-DOLLAR DEPOSIT RATES London
 AVERAGES FOR WEEK ENDING WEDNESDAY

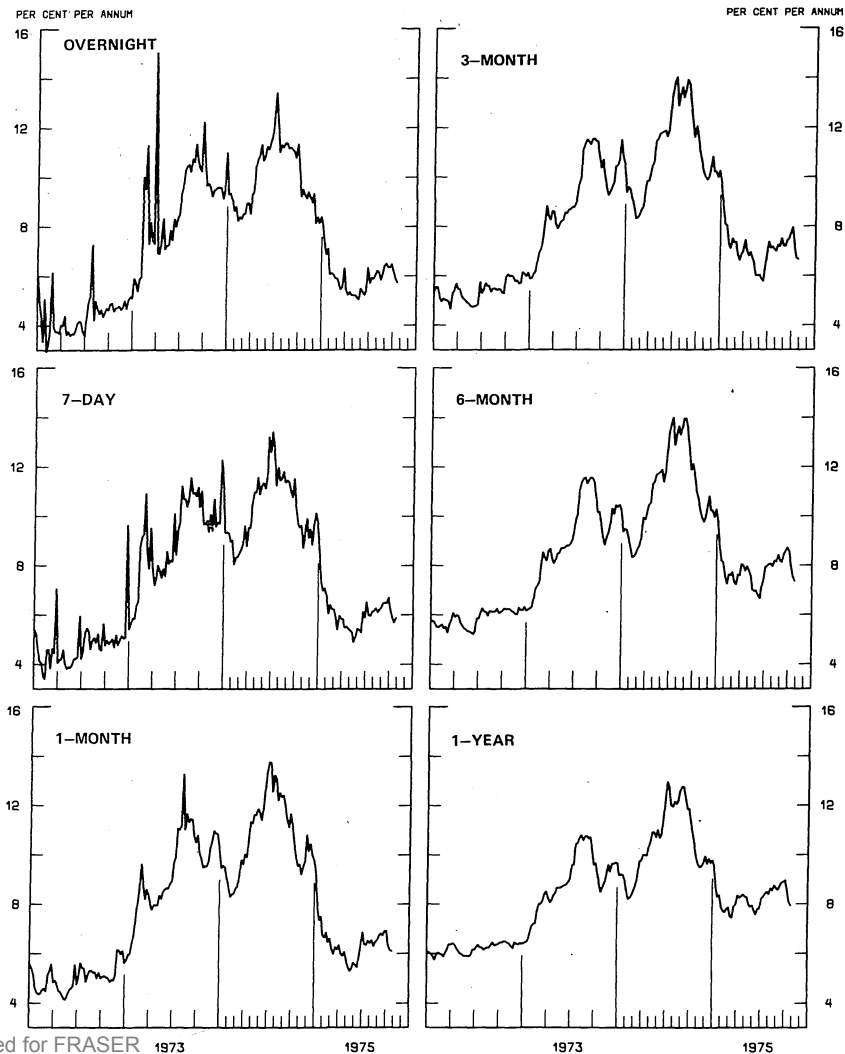


Chart 7
SELECTED EURO-DOLLAR AND U.S. MONEY MARKET RATES
 AVERAGES FOR WEEK ENDING WEDNESDAY

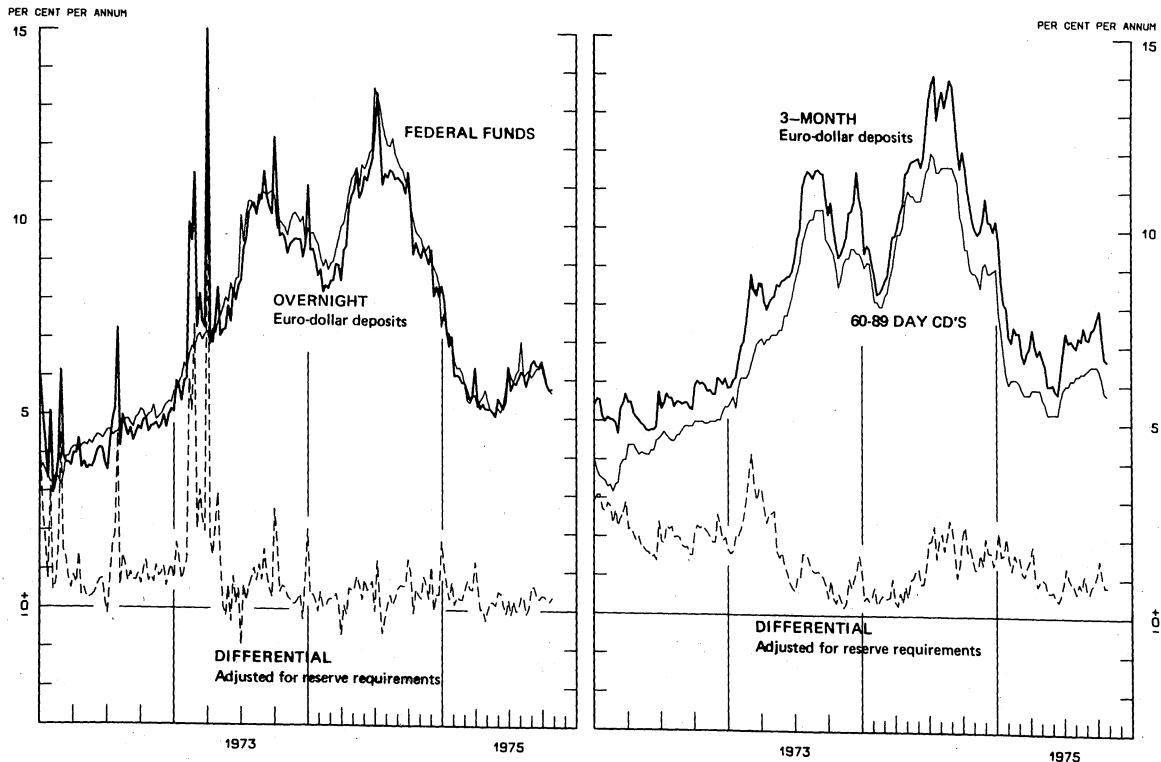


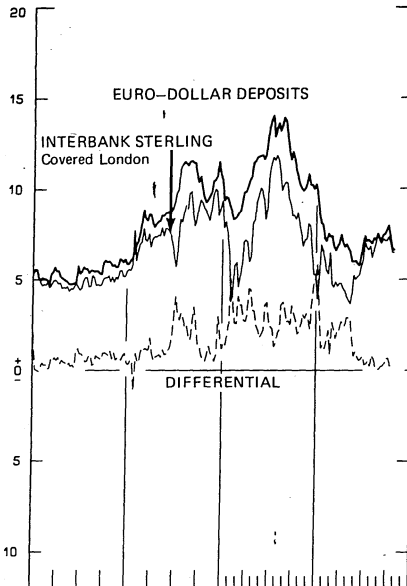
Chart 8

INTEREST ARBITRAGE: 3-MONTH FUNDS

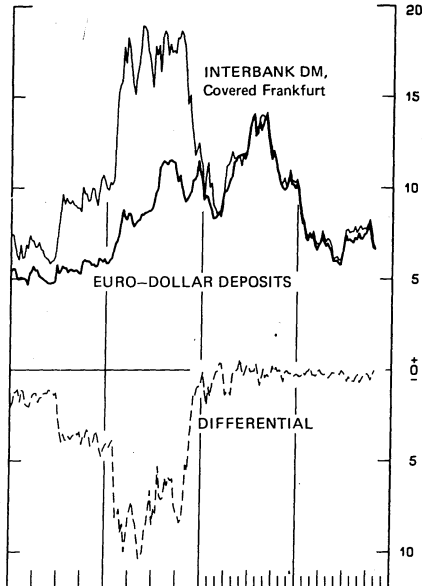
AVERAGES FOR WEEK ENDING WEDNESDAY

DIFFERENTIAL: PLUS (+), INDICATES FAVOR DOLLAR ASSETS

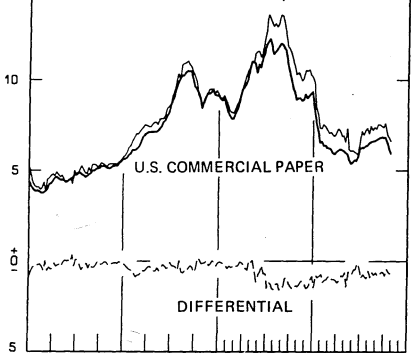
PER CENT PER ANNUM



PER CENT PER ANNUM



PER CENT PER ANNUM



PER CENT PER ANNUM

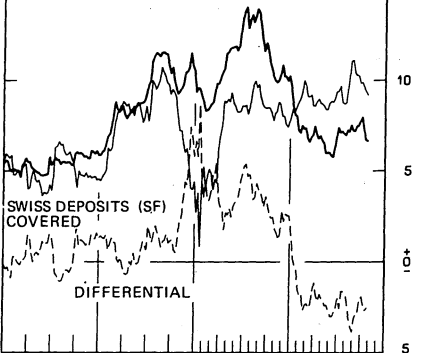


Chart 9
LONG-TERM GOVERNMENT BOND YIELDS
 WEEKLY SERIES

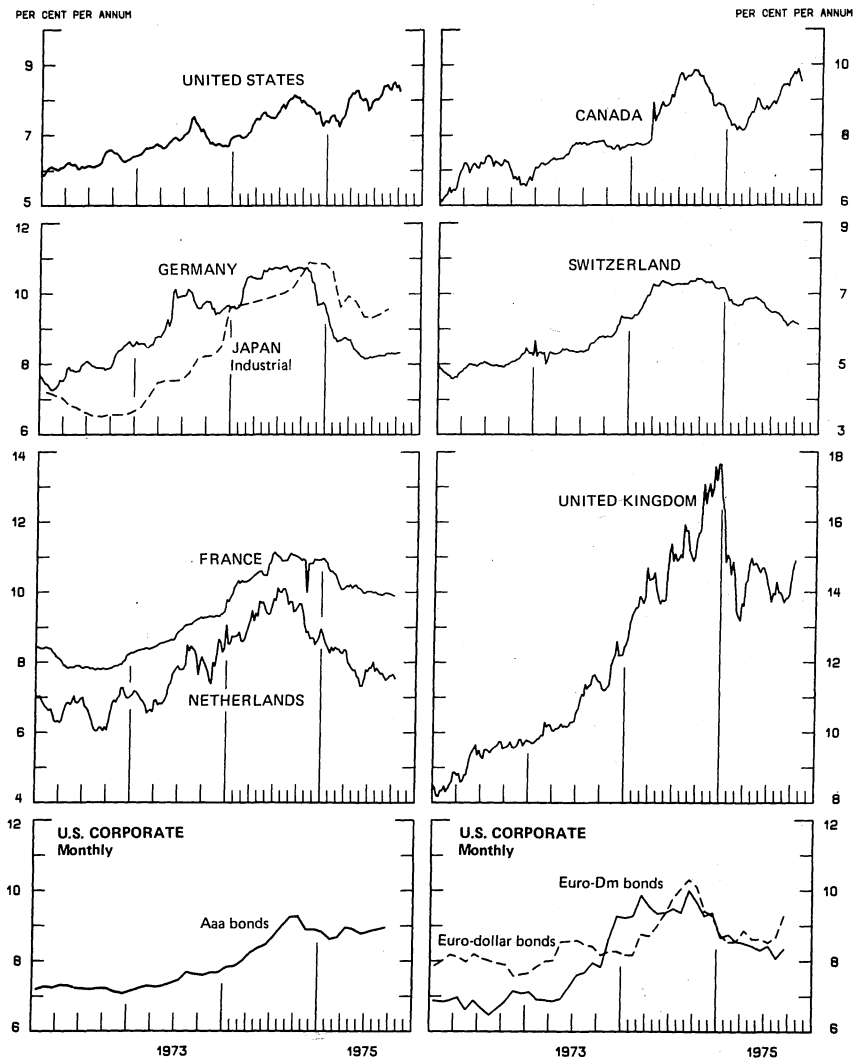
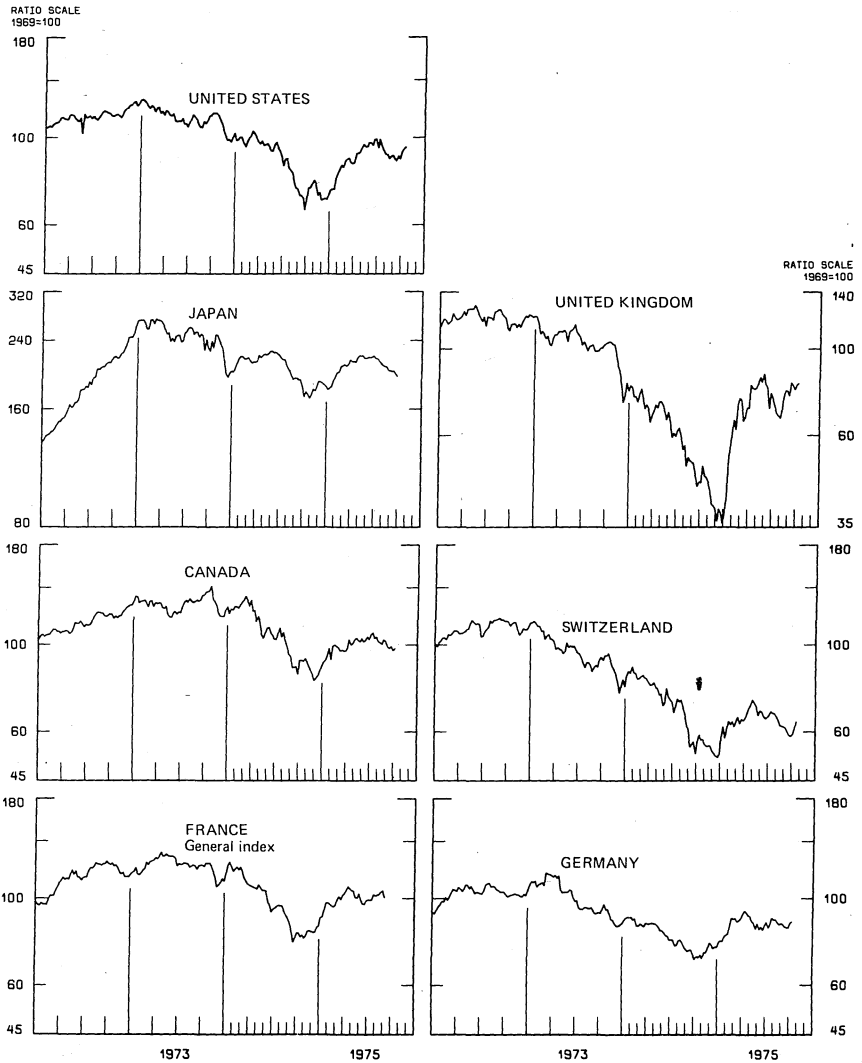


Chart 10
INDUSTRIAL STOCK INDEXES
 WEEKLY SERIES



SERIES NAME

LAST VALUE PLOTTED
DATE VALUE

CHART 1. SPOT EXCHANGE RATES

U.S. DOLLAR, WEIGHTED AVERAGE	OCT. 29	85.35
JAPANESE YEN	OCT. 29	119.35
GERMAN MARK	OCT. 29	142.64
DUTCH GUILDER	OCT. 29	137.37
U.K. POUND	OCT. 29	86.16
CANADIAN DOLLAR	OCT. 29	105.82
FRENCH FRANC	OCT. 29	126.98
SWISS FRANC	OCT. 29	165.80
BELGIAN FRANC	OCT. 29	129.22
ITALIAN LIRA	OCT. 29	92.47

CHART 2. 3-MONTH FORWARD EXCHANGE RATES

CANADIAN DOLLAR	OCT. 29	-2.19
U.K. POUND	OCT. 29	-5.23
GERMAN MARK	OCT. 29	2.63
FRENCH FRANC	OCT. 29	-0.61
SWISS FRANC	OCT. 29	3.67
DUTCH GUILDER	OCT. 29	1.61
JAPANESE YEN	OCT. 29	-1.57

CHART 3. GOLD PRICE IN LONDON

U.S. DOLLAR PER FINE OUNCE	OCT. 29	143.20
----------------------------	---------	--------

CHART 4. CALL MONEY RATES

U.S. FEDERAL FUNDS	OCT. 29	5.65
OVERNIGHT EURO-DOLLAR DEPOSITS	OCT. 29	5.75
U.K. 2-DAY LOCAL AUTHORITY DEPOSITS	OCT. 24	11.38
CANADA	OCT. 17	7.88
GERMANY	OCT. 24	3.70
EURO-DM	OCT. 31	3.56
JAPAN	OCT. 24	8.00
FRANCE	OCT. 24	6.00
NETHERLANDS	OCT. 17	4.93
EURO-SWISS FRANC	OCT. 31	0.52

CHART 5. 3-MONTH INTEREST RATES

U.S. CD'S (60-89 DAYS)	OCT. 29	5.75
GERMAN INTERBANK LOAN	OCT. 29	4.06
JAPANESE COMPOSITE LOAN	AUG.	9.03
EURO-DOLLAR DEPOSIT	OCT. 29	6.64
CANADIAN FINANCE COMPANY PAPER	OCT. 29	8.80
INTERBANK STERLING	OCT. 29	11.71
SWISS DEPOSIT	OCT. 29	5.50

SERIES NAME

LAST VALUE PLOTTED
DATE VALUE

CHART 6. EURO-DOLLAR DEPOSIT RATES: LONDON

OVERNIGHT	OCT. 29	5.75
7-DAY	OCT. 29	5.86
1-MONTH	OCT. 29	6.09
3-MONTH	OCT. 29	6.64
6-MONTH	OCT. 29	7.35
1-YEAR	OCT. 29	7.93

CHART 7. SELECTED EURO-DOLLAR AND U.S. MONEY MARKET RATES

OVERNIGHT EURO-DOLLAR DEPOSITS	OCT. 29	5.75
U.S. FEDERAL FUNDS	OCT. 29	5.65
DIFFERENTIAL ADJ. FOR RESERVE REQUIREMENTS	OCT. 29	0.34
3-MONTH EURO-DOLLAR DEPOSIT RATE	OCT. 29	6.64
U.S. CD'S (60-89 DAYS)	OCT. 29	5.75
DIFFERENTIAL ADJ. FOR RESERVE REQUIREMENTS	OCT. 29	0.80

CHART 8. INTEREST ARBITRAGE, 3-MONTH FUNDS

EURO-DOLLAR DEPOSIT	OCT. 29	6.64
INTERBANK STERLING (LONDON), COVERED	OCT. 29	6.48
DIFFERENTIAL	OCT. 29	0.15
U.S. COMMERCIAL PAPER	OCT. 29	5.93
CANADIAN FINANCE CO. PAPER, COVERED	OCT. 29	6.61
DIFFERENTIAL	OCT. 29	-0.68
EURO-DOLLAR DEPOSIT	OCT. 29	6.64
INTERBANK DM (FRANKFURT), COVERED	OCT. 29	6.69
DIFFERENTIAL	OCT. 29	-0.05
EURO-DOLLAR DEPOSIT	OCT. 29	6.64
SWISS DEPOSIT (SF), COVERED	OCT. 29	9.17
DIFFERENTIAL	OCT. 29	-2.53

15

SERIES NAME

LAST VALUE PLOTTED
DATE VALUE

CHART 9. LONG TERM GOVERNMENT BOND YIELDS

UNITED STATES	OCT. 17	8.13
GERMANY	OCT. 17	8.32
JAPAN (MONTHLY)	AUG.	9.55
SWITZERLAND	OCT. 17	6.12
CANADA	OCT. 17	9.52
FRANCE	OCT. 10	9.89
NETHERLANDS	OCT. 17	7.54
UNITED KINGDOM	OCT. 17	14.89

U.S. CORPORATE

AAA BONDS	SEPT.	8.95
EURO-DM BONDS	SEPT.	8.34
EURO-DOLLAR BONDS	SEPT.	9.26

CHART 10. INDUSTRIAL STOCK INDEXES

UNITED STATES	OCT. 24	94.60
JAPAN	OCT. 3	194.12
CANADA	OCT. 10	97.76
FRANCE	SEPT. 12	100.66
UNITED KINGDOM	OCT. 17	81.56
SWITZERLAND	OCT. 24	63.55
GERMANY	OCT. 17	87.21



FEDERAL RESERVE

statistical release

H.10

OCTOBER 31, 1975

FOREIGN EXCHANGE RATES

FOR THE WEEK ENDING OCTOBER 31, 1975

The Board of Governors of the Federal Reserve System is advised that the Federal Reserve Bank of New York has certified for customs purposes the following noon buying rate in New York City for cable transfers payable in foreign currencies:

COUNTRY	MONETARY UNIT	(RATE U.S. CENTS)				
		OCT. 27	OCT. 28	OCT. 29	OCT. 30	OCT. 31
AUSTRALIA	DOLLAR	126.7000	126.6500	126.6500	126.6500	126.8500
AUSTRIA	SCHILLING	5.52000	5.49000	5.48000	5.52000	5.52000
BELGIUM	FRANC	2.58400	2.58000	2.58250	2.59000	2.59600
CANADA	DOLLAR	97.8500	98.0400	97.9800	97.8700	98.2800
DENMARK	KRONE	16.7200	16.6900	16.6900	16.7400	16.7400
FINLAND	MARKKA	26.1400	26.0100	26.0400	26.1300	26.1100
FRANCE	FRANC	22.8300	22.8100	22.8600	22.9100	22.9900
GERMANY	D. MARK	38.9400	38.8900	38.9100	39.0500	39.1000
INDIA	RUPEE	11.3000	11.3000	11.3000	11.4500	11.3500
IRELAND	POUND	206.9000	206.6000	206.8000	207.2000	207.8000
ITALY	LIRA	0.14790	0.14780	0.14770	0.14810	0.14840
JAPAN	YEN	0.33160	0.33170	0.33160	0.33150	0.33140
MALAYSIA	DOLLAR	39.0600	38.9600	39.0600	39.4000	39.2000
MEXICO	PESO	8.0000	8.0000	8.0000	8.0000	8.0000
NETHERLANDS	GUILDER	37.9000	37.8200	37.9700	38.0500	38.1000
NEW ZEALAND	DOLLAR	105.0500	105.1500	105.1000	105.1000	105.3000
NORWAY	KRONE	18.2200	18.2300	18.1700	18.2300	18.3100
PORTUGAL	ESCUDO	3.7800	3.7600	3.7500	3.7800	3.7700
SOUTH AFRICA	RAND	114.9500	114.9500	114.9500	115.3000	114.7000
SPAIN	PESATA	1.6975	1.6915	1.6905	1.6965	1.6980
SRI LANKA	RUPEE	13.2800	13.2800	13.2800	13.3500	13.2500
SWEDEN	KRONA	22.9200	22.8900	22.9000	22.9800	23.0100
SWITZERLAND	FRANC	37.9300	37.8000	37.9000	38.0400	38.1000
UNITED KINGDOM	POUND	206.9000	206.6000	206.8000	207.2000	207.8000

81