


H13



Selected Interest & Exchange Rates

Weekly Series of Charts

OCTOBER 28, 1975

Prepared by the
FINANCIAL MARKETS
SECTION

DIVISION OF
INTERNATIONAL FINANCE

BOARD OF GOVERNORS
FEDERAL RESERVE SYSTEM
Washington, D.C. 20551

2

Table of Contents

CHARTS

1. SPOT EXCHANGE RATE INDEXES
2. 3-MONTH FORWARD EXCHANGE RATES
3. GOLD PRICE--LONDON
4. CALL MONEY RATES
5. 3-MONTH INTEREST RATES
6. EURO-DOLLAR DEPOSIT RATES
7. SELECTED EURO-DOLLAR AND U.S. MONEY MARKET RATES
8. INTEREST ARBITRAGE: 3-MONTH FUNDS
9. LONG-TERM GOVERNMENT BOND YIELDS
10. INDUSTRIAL STOCK INDEXES

TABLES

1. LATEST FIGURES PLOTTED
2. DAILY CERTIFIED SPOT EXCHANGE RATES--H.10 RELEASE

Chart 1 SPOT EXCHANGE RATES

DOLLAR PRICES OF FOREIGN CURRENCIES AND WEIGHTED AVERAGE VALUES (DASHED LINE) AVERAGES FOR WEEK ENDING WEDNESDAY

RATIO SCALE
MAY 1970 PARITY=100

RATIO SCALE
MAY 1970 PARITY=100

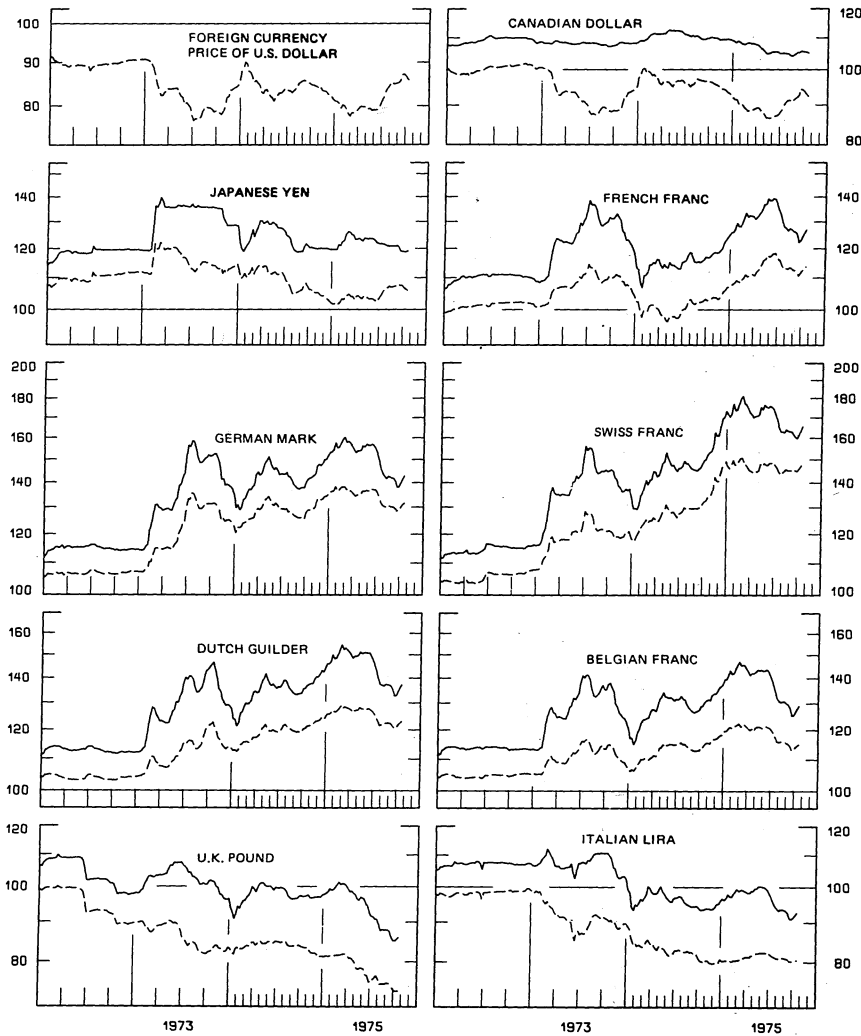
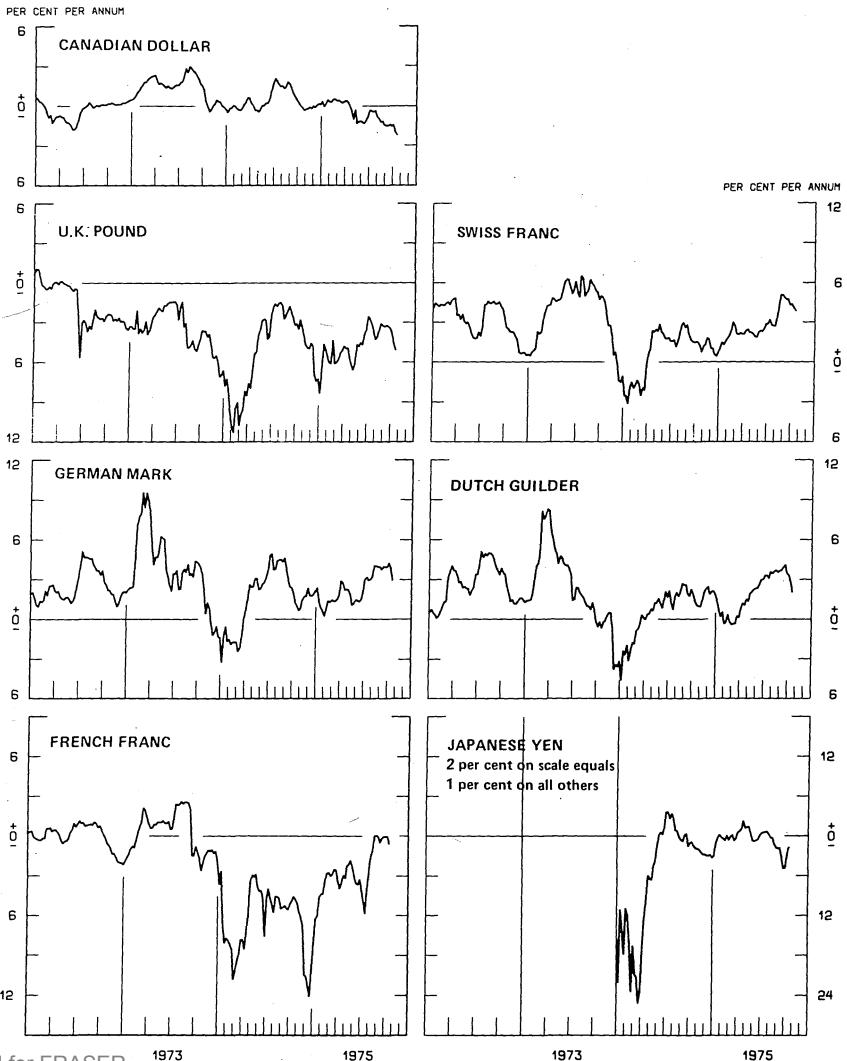


Chart 2
3-MONTH FORWARD EXCHANGE RATES
 PREMIUM (+), OR DISCOUNT (-)
 AVERAGES FOR WEEK ENDING WEDNESDAY



5

Chart 3
PRICE OF GOLD IN LONDON
AVERAGES FOR WEEK ENDING WEDNESDAY

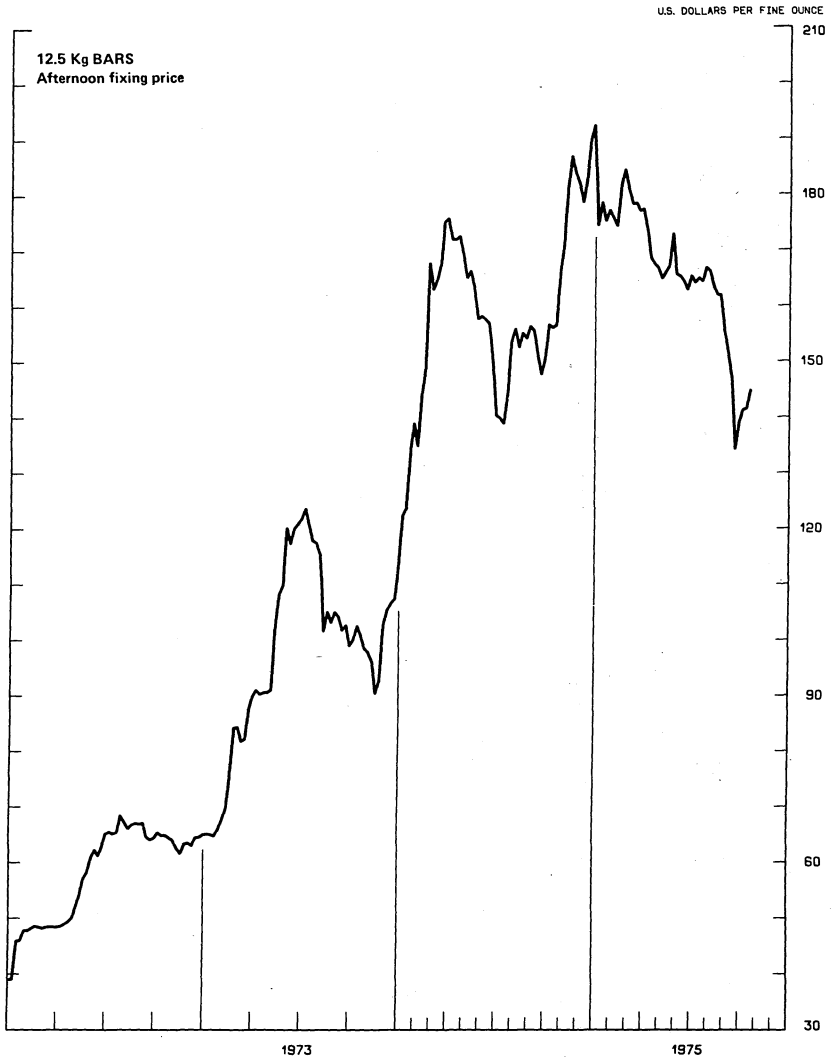


Chart 4
CALL MONEY RATES
 WEEKLY SERIES

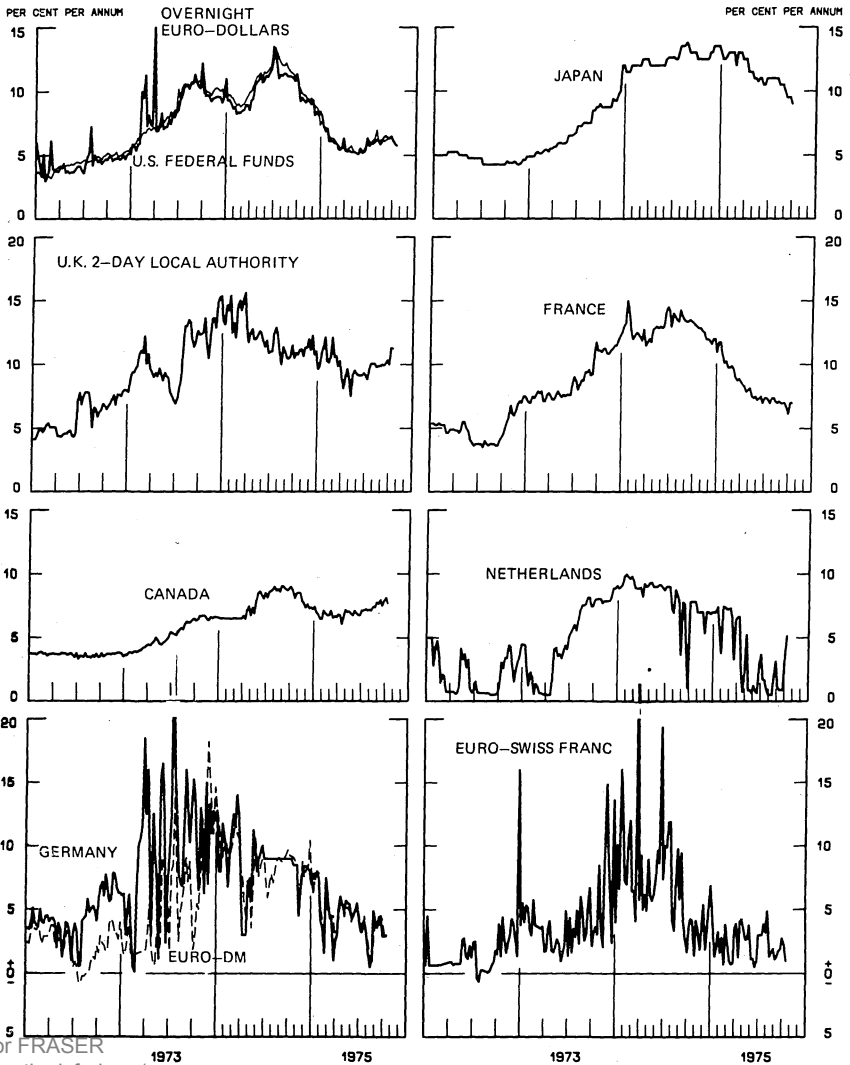


Chart 5
3-MONTH INTEREST RATES
WEEKLY SERIES

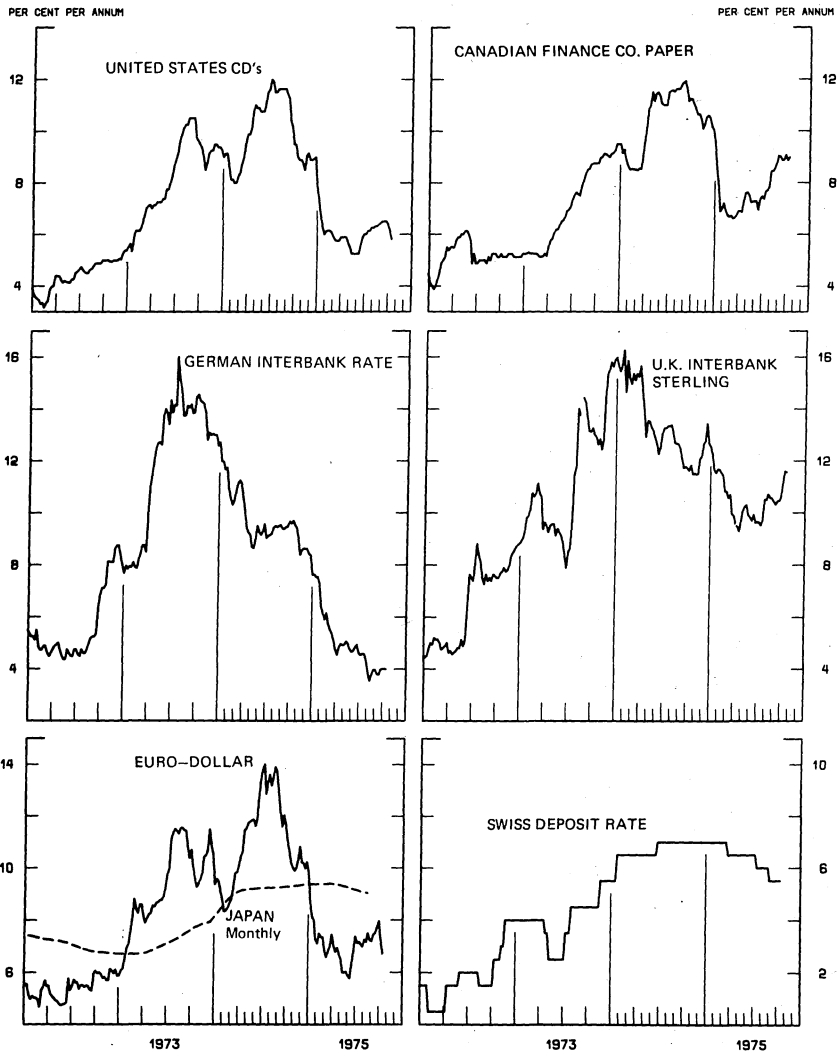


Chart 6
EURO-DOLLAR DEPOSIT RATES London
AVERAGES FOR WEEK ENDING WEDNESDAY

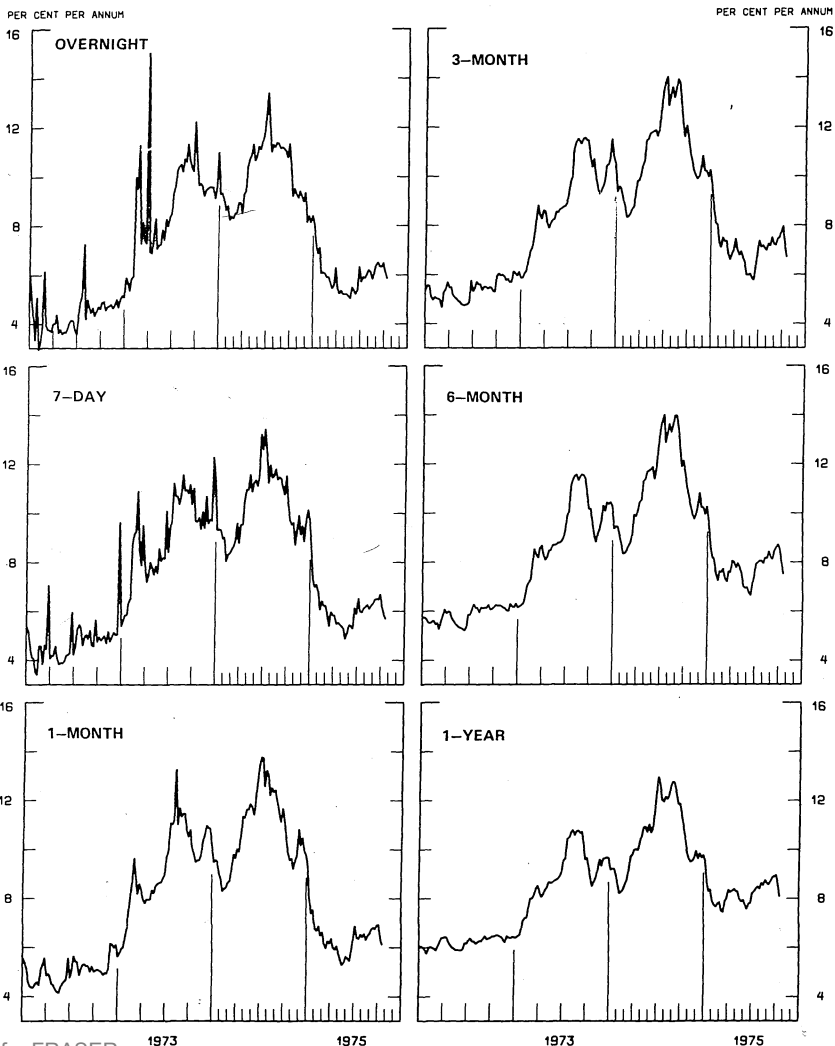
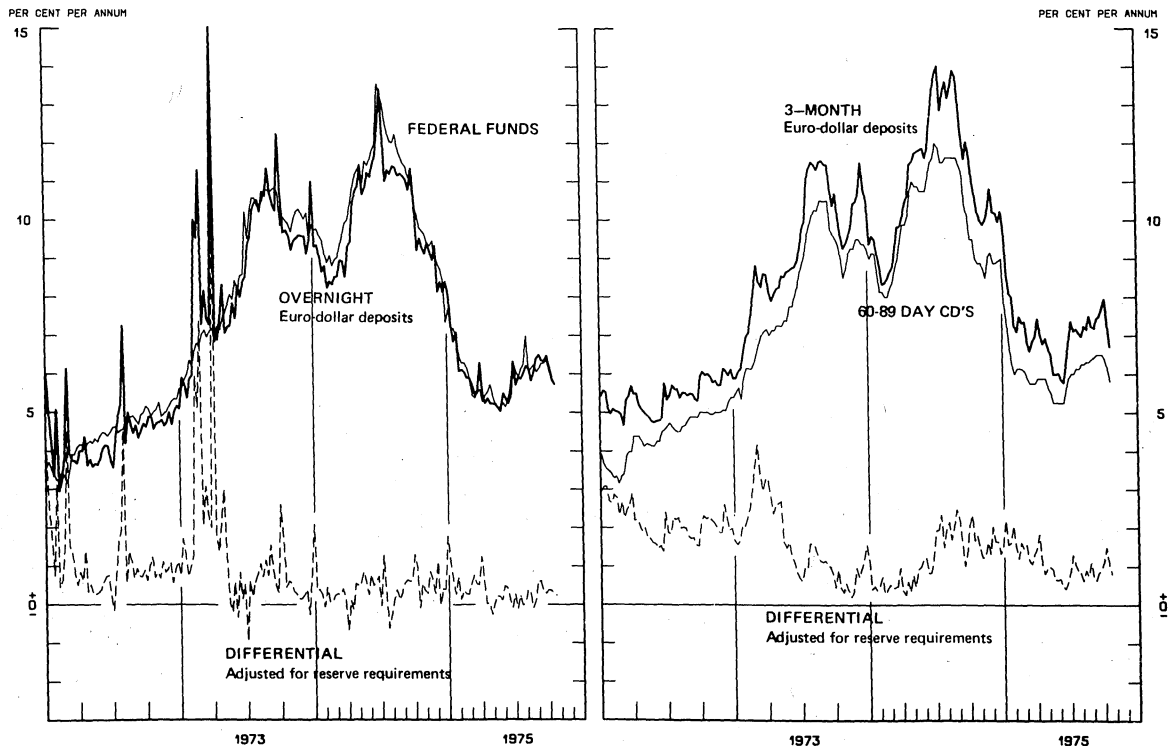


Chart 7
SELECTED EURO-DOLLAR AND U.S. MONEY MARKET RATES
 AVERAGES FOR WEEK ENDING WEDNESDAY



Favors Borrowing in U.S. if Positive

Chart 8
INTEREST ARBITRAGE: 3-MONTH FUNDS
 AVERAGES FOR WEEK ENDING WEDNESDAY

DIFFERENTIAL: PLUS (+), INDICATES FAVOR DOLLAR ASSETS

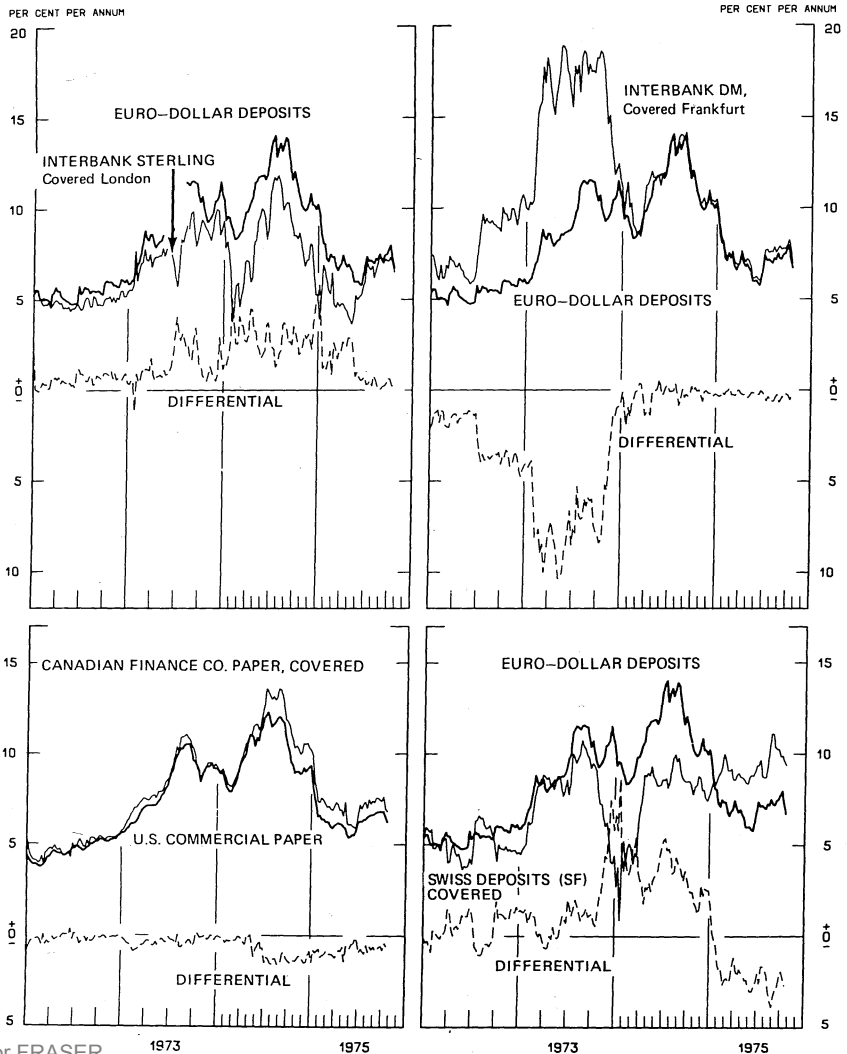


Chart 9
LONG-TERM GOVERNMENT BOND YIELDS
 WEEKLY SERIES

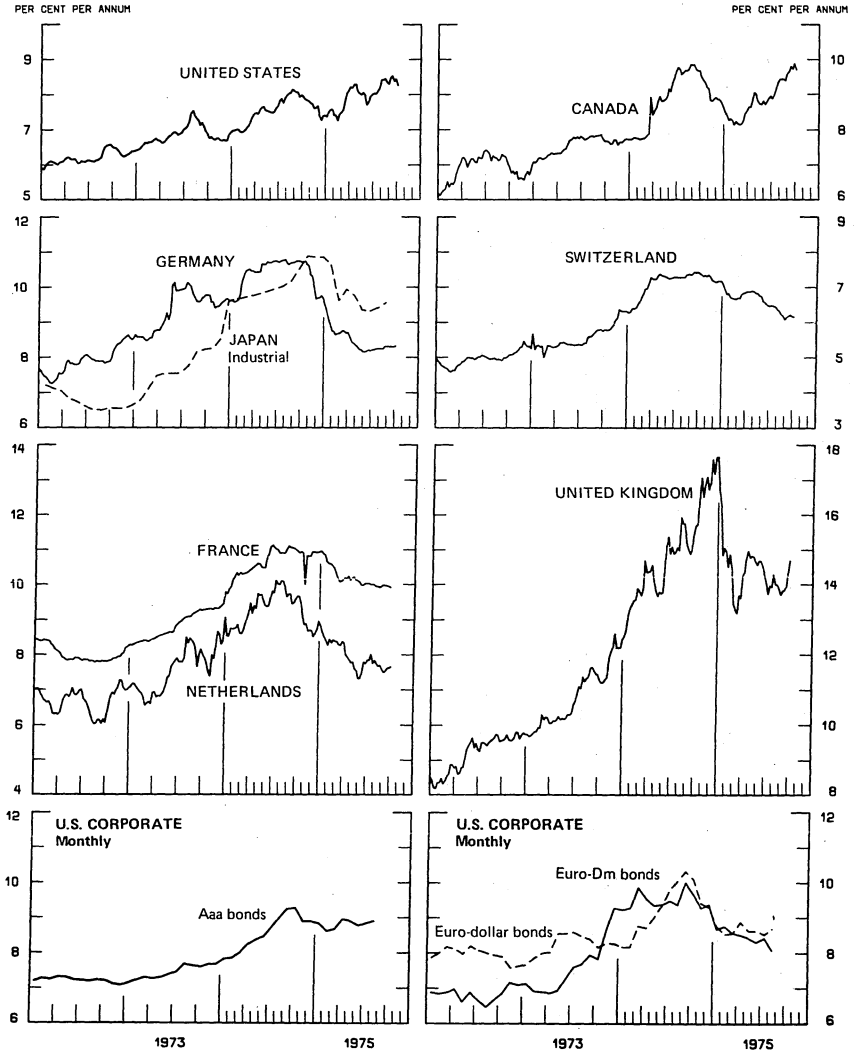
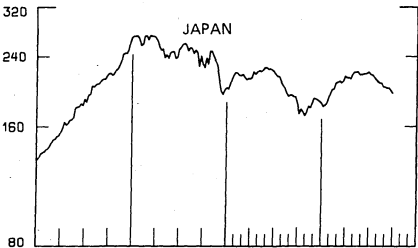
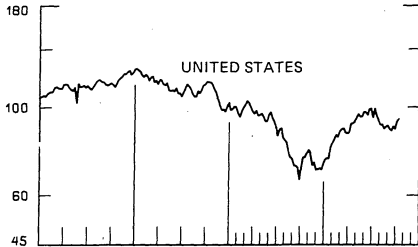
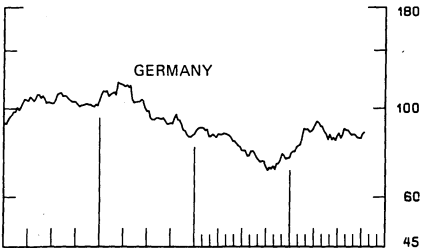
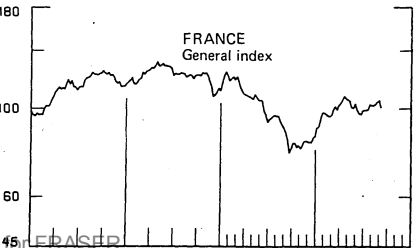
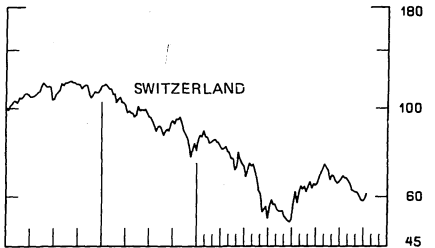
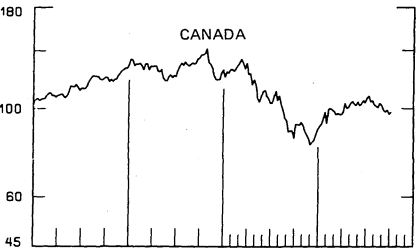
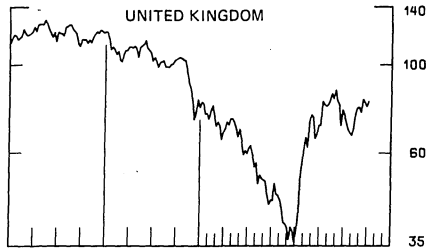


Chart 10
INDUSTRIAL STOCK INDEXES
 WEEKLY SERIES

RATIO SCALE
 1969=100



RATIO SCALE
 1969=100



LAST VALUE PLOTTED
DATE VALUE

SERIES NAME

CHART 1. SPOT EXCHANGE RATES

U.S. DOLLAR, WEIGHTED AVERAGE	OCT. 22	85.48
JAPANESE YEN	OCT. 22	119.14
GERMAN MARK	OCT. 22	142.78
DUTCH GUILDER	OCT. 22	137.23
U.K. POUND	OCT. 22	85.91
CANADIAN DOLLAR	OCT. 22	105.12
FRENCH FRANC	OCT. 22	126.86
SWISS FRANC	OCT. 22	165.54
BELGIAN FRANC	OCT. 22	129.02
ITALIAN LIRA	OCT. 22	92.66

CHART 2. 3-MONTH FORWARD EXCHANGE RATES

CANADIAN DOLLAR	OCT. 22	-2.18
U.K. POUND	OCT. 22	-5.07
GERMAN MARK	OCT. 22	2.96
FRENCH FRANC	OCT. 22	-0.56
SWISS FRANC	OCT. 22	3.89
DUTCH GUILDER	OCT. 22	2.04
JAPANESE YEN	OCT. 22	-1.70

CHART 3. GOLD PRICE IN LONDON

U.S. DOLLAR PER FINE OUNCE	OCT. 22	144.73
----------------------------	---------	--------

CHART 4. CALL MONEY RATES

U.S. FEDERAL FUNDS	OCT. 22	5.73
OVERNIGHT EURO-DOLLAR DEPOSITS	OCT. 22	5.73
U.K. 2-DAY LOCAL AUTHORITY DEPOSITS	OCT. 17	11.25
CANADA	OCT. 10	7.70
GERMANY	OCT. 17	3.00
EURO-DM	OCT. 17	2.94
JAPAN	OCT. 3	9.00
FRANCE	OCT. 17	7.00
NETHERLANDS	OCT. 10	5.13
EURO-SWISS FRANC	OCT. 17	0.96

CHART 5. 3-MONTH INTEREST RATES

U.S. CD'S (60-89 DAYS)	OCT. 22	5.81
GERMAN INTERBANK LOAN	OCT. 22	4.00
JAPANESE COMPOSITE LOAN	AUG.	9.03
EURO-DOLLAR DEPOSIT	OCT. 22	6.71
CANADIAN FINANCE COMPANY PAPER	OCT. 22	9.00
INTERBANK STERLING	OCT. 22	11.56
SWISS DEPOSIT	OCT. 22	5.50

SERIES NAME	LAST VALUE PLOTTED	
	DATE	VALUE
CHART 6. EURO-DOLLAR DEPOSIT RATES: LONDON		
OVERNIGHT	OCT. 22	5.73
7-DAY	OCT. 22	5.69
1-MONTH	OCT. 22	6.13
3-MONTH	OCT. 22	6.71
6-MONTH	OCT. 22	7.53
1-YEAR	OCT. 22	8.09
CHART 7. SELECTED EURO-DOLLAR AND U.S. MONEY MARKET RATES		
OVERNIGHT EURO-DOLLAR DEPOSITS	OCT. 22	5.73
U.S. FEDERAL FUNDS	OCT. 22	5.73
DIFFERENTIAL ADJ. FOR RESERVE REQUIREMENTS	OCT. 22	0.24
3-MONTH EURO-DOLLAR DEPOSIT RATE	OCT. 22	6.71
U.S. CD'S (60-89 DAYS)	OCT. 22	5.81
DIFFERENTIAL ADJ. FOR RESERVE REQUIREMENTS	OCT. 22	0.81
CHART 8. INTEREST ARBITRAGE, 3-MONTH FUNDS		
EURO-DOLLAR DEPOSIT	OCT. 22	6.71
INTERBANK STERLING (LONDON), COVERED	OCT. 22	6.50
DIFFERENTIAL	OCT. 22	0.22
U.S. COMMERCIAL PAPER	OCT. 22	6.23
CANADIAN FINANCE CO. PAPER, COVERED	OCT. 22	6.82
DIFFERENTIAL	OCT. 22	-0.59
EURO-DOLLAR DEPOSIT	OCT. 22	6.71
INTERBANK DM (FRANKFURT), COVERED	OCT. 22	6.96
DIFFERENTIAL	OCT. 22	-0.24
EURO-DOLLAR DEPOSIT	OCT. 22	6.71
SWISS DEPOSIT (SF), COVERED	OCT. 22	9.39
DIFFERENTIAL	OCT. 22	-2.68

SERIES NAME

LAST VALUE PLOTTED
DATE VALUE

CHART 9. LONG TERM GOVERNMENT BOND YIELDS

UNITED STATES	OCT. 17	8.13
GERMANY	OCT. 10	8.32
JAPAN (MONTHLY)	AUG.	9.55
SWITZERLAND	OCT. 10	6.15
CANADA	OCT. 10	9.70
FRANCE	OCT. 3	9.91
NETHERLANDS	OCT. 10	7.65
UNITED KINGDOM	OCT. 10	14.69

U.S. CORPORATE

AAA BONDS	AUG.	8.90
EURO-DM BONDS	AUG.	8.07
EURO-DOLLAR BONDS	AUG.	8.68

CHART 10. INDUSTRIAL STOCK INDEXES

UNITED STATES	OCT. 17	93.37
JAPAN	OCT. 3	194.12
CANADA	OCT. 10	97.76
FRANCE	SEPT. 12	100.66
UNITED KINGDOM	OCT. 10	80.85
SWITZERLAND	OCT. 17	61.08
GERMANY	OCT. 17	87.21



FEDERAL RESERVE

statistical release

H.10

OCTOBER 24, 1975

FOREIGN EXCHANGE RATES

FOR THE WEEK ENDING OCTOBER 24, 1975

The Board of Governors of the Federal Reserve System is advised that the Federal Reserve Bank of New York has certified for customs purposes the following noon buying rate in New York City for cable transfers payable in foreign currencies:

COUNTRY	MONETARY UNIT	(RATE U.S. CENTS)				
		OCT. 20	OCT. 21	OCT. 22	OCT. 23	OCT. 24
AUSTRALIA	DOLLAR	126.3000	126.4500	126.7000	126.8500	126.6000
AUSTRIA	SCHILLING	5.50000	5.48000	5.52000	5.50000	5.51000
BELGIUM	FRANC	2.57750	2.56800	2.59350	2.59000	2.58550
CANADA	DOLLAR	97.2100	97.2300	97.3900	97.7100	97.8500
DENMARK	KRONE	16.8300	16.7600	16.7600	16.7900	16.7800
FINLAND	MARKKA	26.0300	26.0600	26.1100	26.0800	26.1200
FRANCE	FRANC	22.8000	22.8700	22.9400	22.9000	22.9100
GERMANY	D. MARK	38.9300	39.0300	39.1300	39.0500	39.0700
INDIA	RUPEE	11.2500	11.2500	11.2500	11.2500	11.3000
IRELAND	POUND	206.1000	206.1000	207.4500	206.6500	206.9500
ITALY	LIRA	0.14800	0.14810	0.14840	0.14820	0.14820
JAPAN	YEN	0.33060	0.33210	0.33160	0.33130	0.33150
MALAYSIA	DOLLAR	38.8500	38.9600	39.0100	39.0300	39.0500
MEXICO	PESO	8.0000	8.0000	8.0000	8.0000	8.0000
NETHERLANDS	GUILDER	37.8300	37.9200	38.0600	38.0200	38.0200
NEW ZEALAND	DOLLAR	104.8000	104.9000	105.0300	105.3000	105.0400
NORWAY	KRONE	18.2400	18.3100	18.3300	18.3000	18.2900
PORTUGAL	ESCUDO	3.7600	3.7600	3.7800	3.7700	3.7700
SOUTH AFRICA	RAND	114.7500	114.7500	114.7500	114.7500	114.9500
SPAIN	PESATA	1.6950	1.6900	1.6960	1.6900	1.6960
SRI LANKA	RUPEE	13.3000	13.3000	13.3000	13.3000	13.2800
SWEDEN	KRONA	22.9100	22.9300	22.9700	22.9400	22.9300
SWITZERLAND	FRANC	37.7900	37.9100	38.0600	37.9600	37.9900
UNITED KINGDOM	POUND	206.1000	206.1000	207.4500	206.6500	206.9500

16