

# Selected Interest & Exchange Rates

## Weekly Series of Charts

OCTOBER 14, 1975

Prepared by the  
**FINANCIAL MARKETS  
SECTION**

**DIVISION OF  
INTERNATIONAL FINANCE**

**BOARD OF GOVERNORS  
FEDERAL RESERVE SYSTEM  
Washington, D.C. 20551**

2

---

# Table of Contents

## CHARTS

1. SPOT EXCHANGE RATE INDEXES
2. 3-MONTH FORWARD EXCHANGE RATES
3. GOLD PRICE--LONDON
4. CALL MONEY RATES
5. 3-MONTH INTEREST RATES
6. EURO-DOLLAR DEPOSIT RATES
7. SELECTED EURO-DOLLAR AND U.S. MONEY MARKET RATES
8. INTEREST ARBITRAGE: 3-MONTH FUNDS
9. LONG-TERM GOVERNMENT BOND YIELDS
10. INDUSTRIAL STOCK INDEXES

## TABLES

1. LATEST FIGURES PLOTTED
2. DAILY CERTIFIED SPOT EXCHANGE RATES--H.10 RELEASE

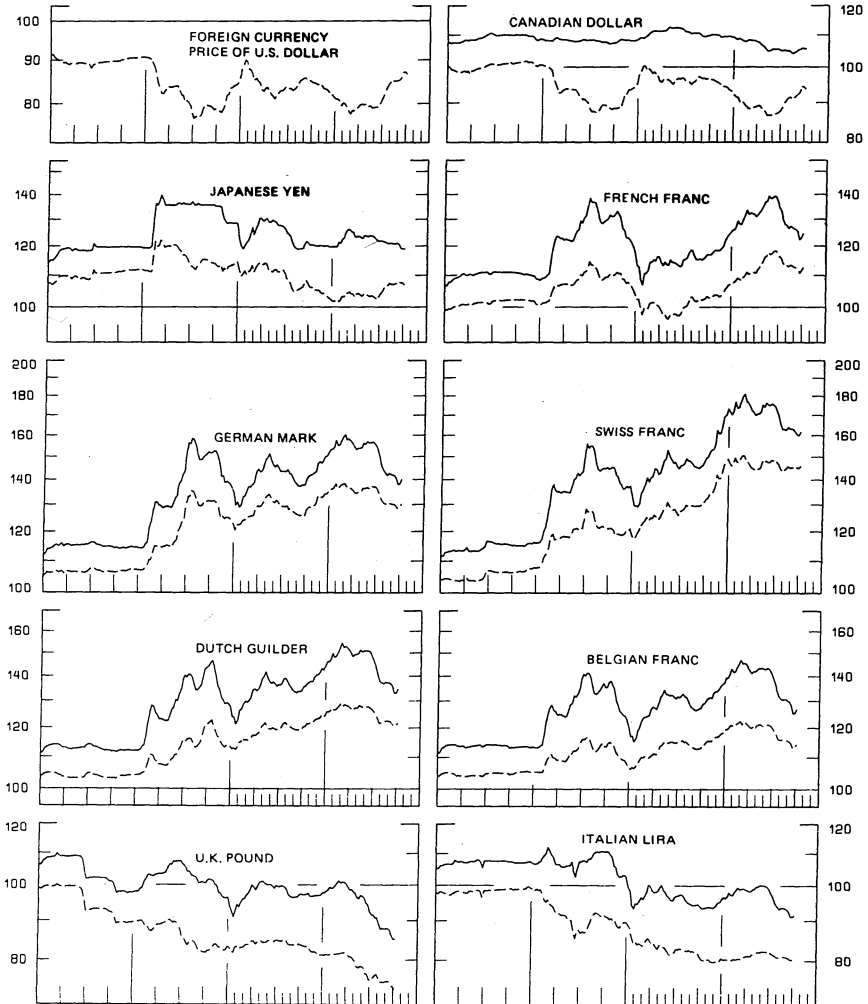
Chart 1

**SPOT EXCHANGE RATES**

**DOLLAR PRICES OF FOREIGN CURRENCIES AND WEIGHTED AVERAGE VALUES (DASHED LINE)  
AVERAGES FOR WEEK ENDING WEDNESDAY**

RATIO SCALE  
MAY 1970 PARITY=100

RATIO SCALE  
MAY 1970 PARITY=100



1973

1975

1973

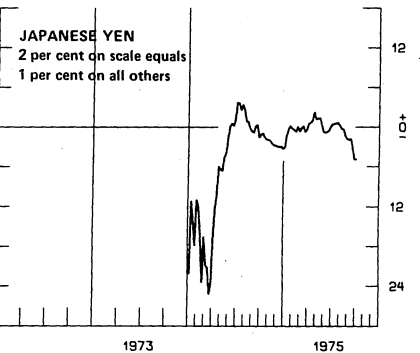
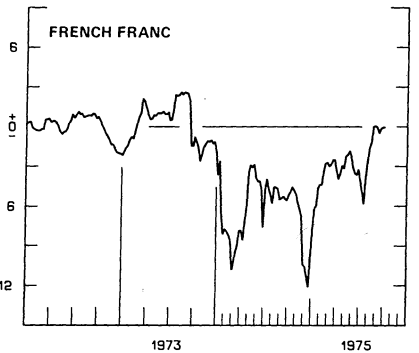
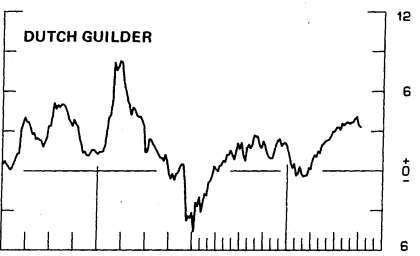
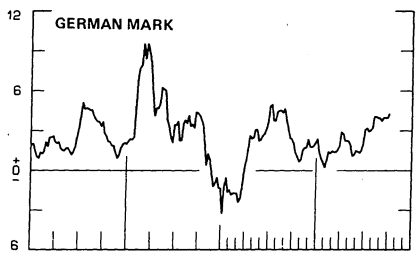
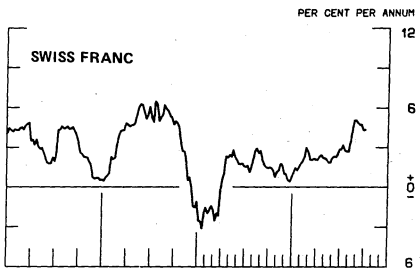
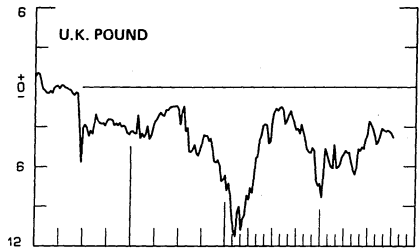
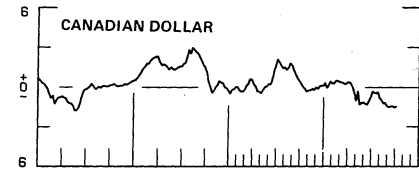
1975

# Chart 2 3-MONTH FORWARD EXCHANGE RATES

PREMIUM (+), OR DISCOUNT (-)

AVERAGES FOR WEEK ENDING WEDNESDAY

PER CENT PER ANNUM



1973

1975

1973

1975

Chart 3  
**PRICE OF GOLD IN LONDON**  
AVERAGES FOR WEEK ENDING WEDNESDAY

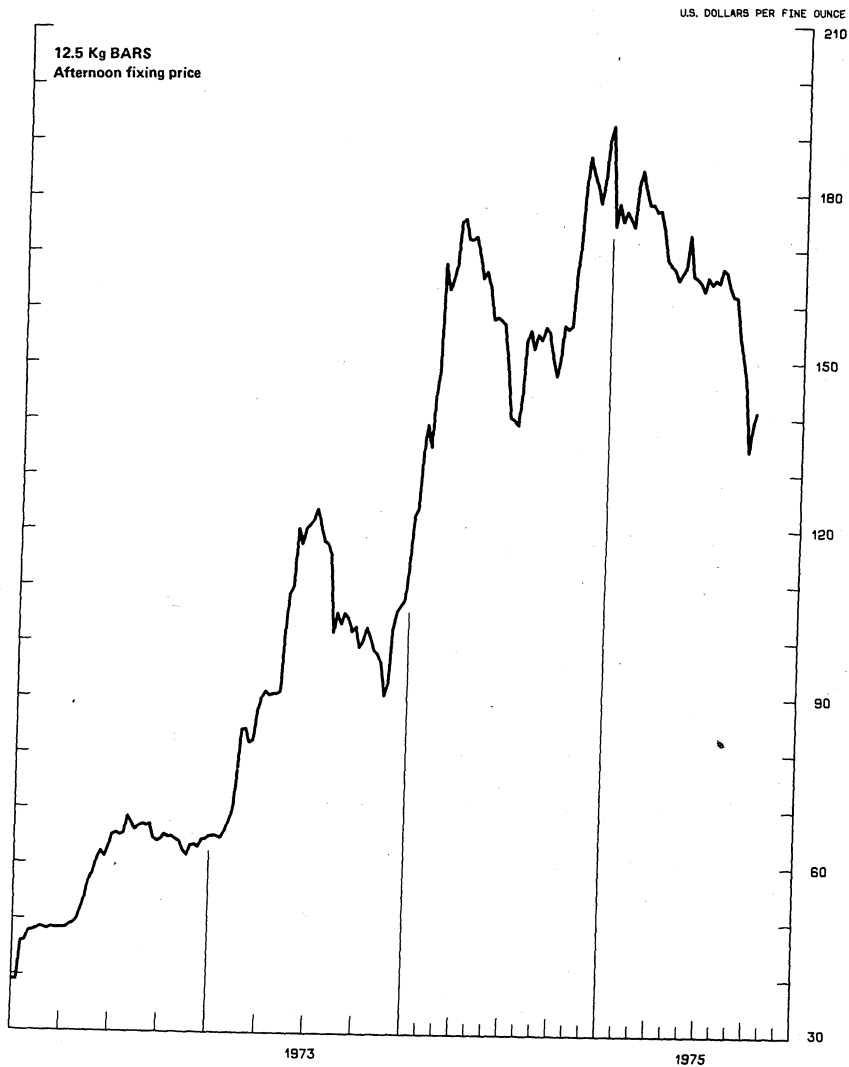


Chart 4  
**CALL MONEY RATES**  
 WEEKLY SERIES

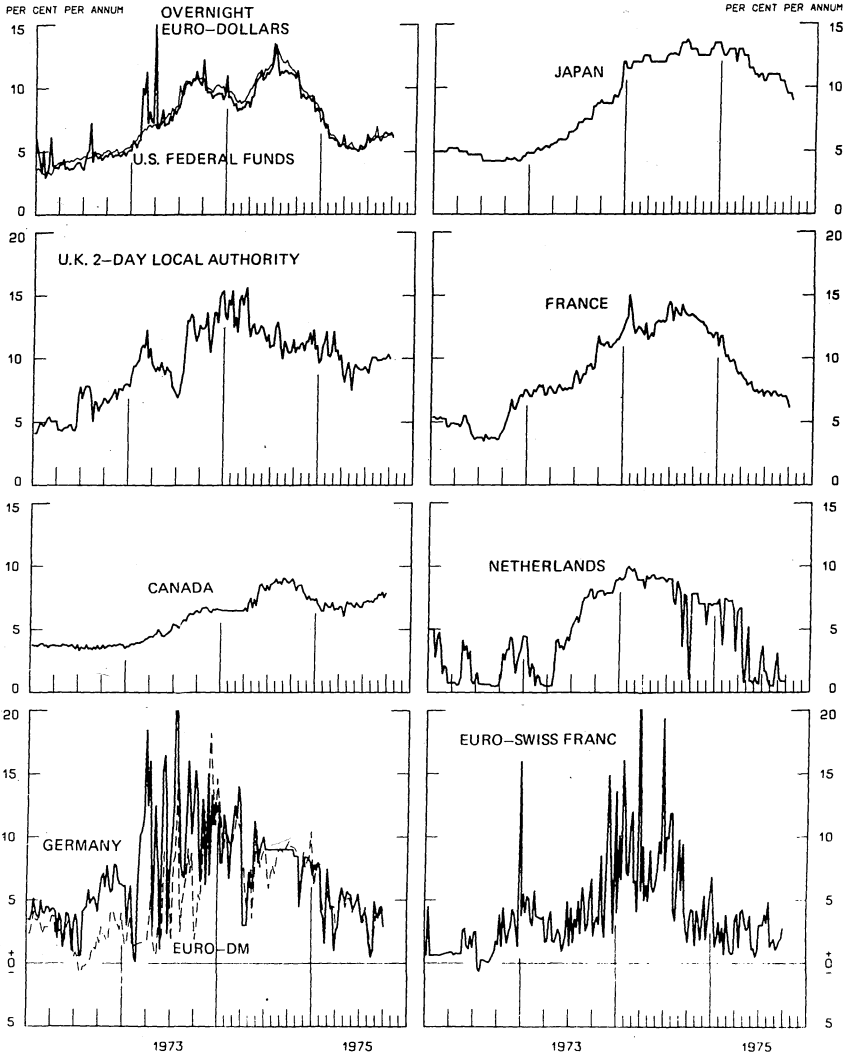


Chart 5  
**3-MONTH INTEREST RATES**  
 WEEKLY SERIES

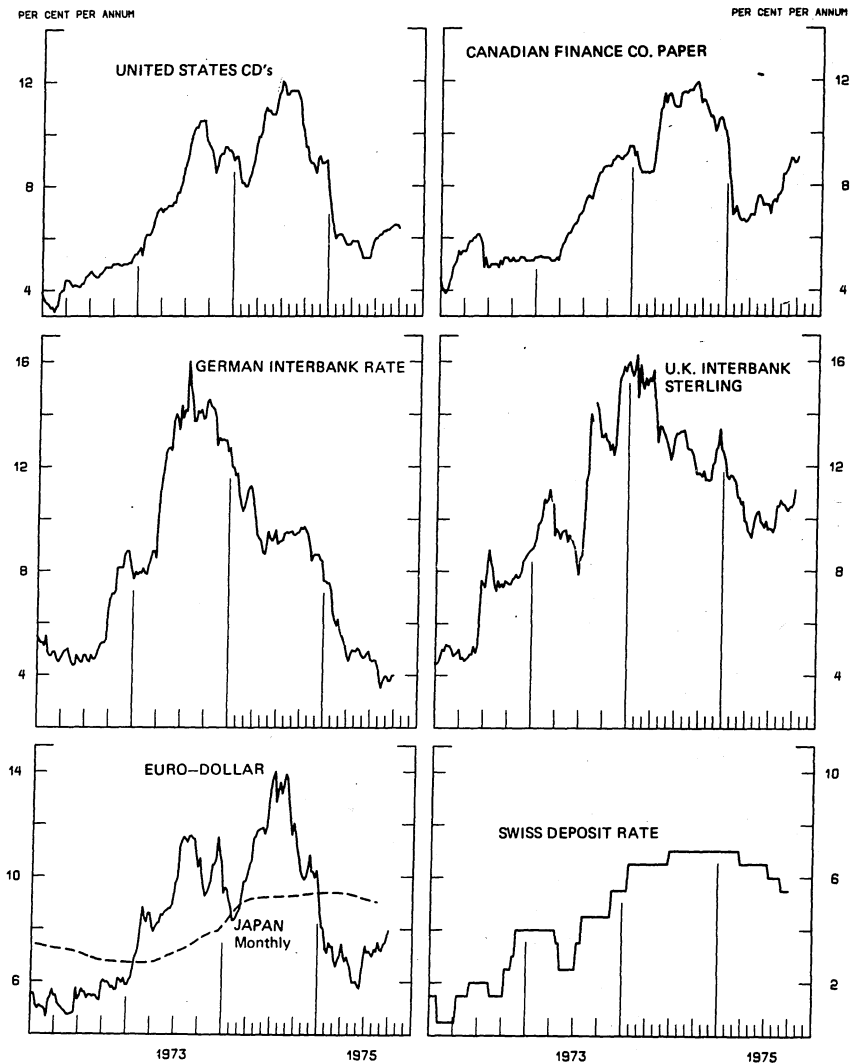


Chart 6  
**EURO-DOLLAR DEPOSIT RATES London**  
AVERAGES FOR WEEK ENDING WEDNESDAY

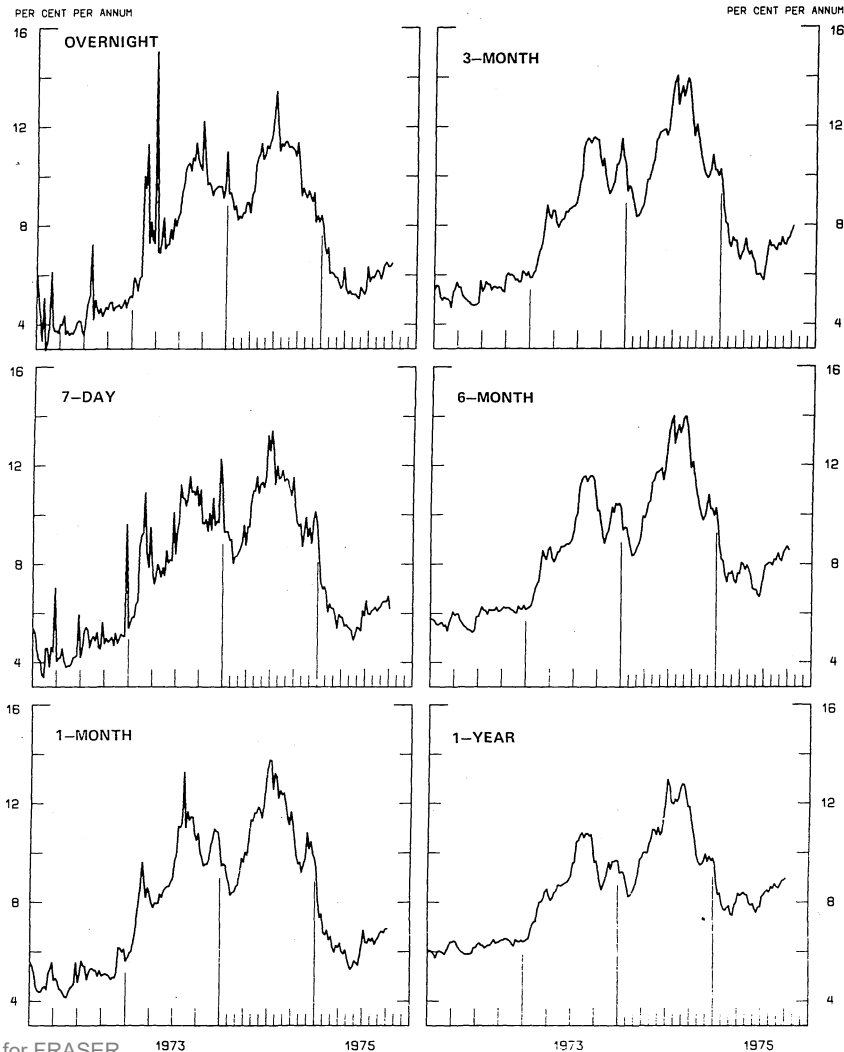
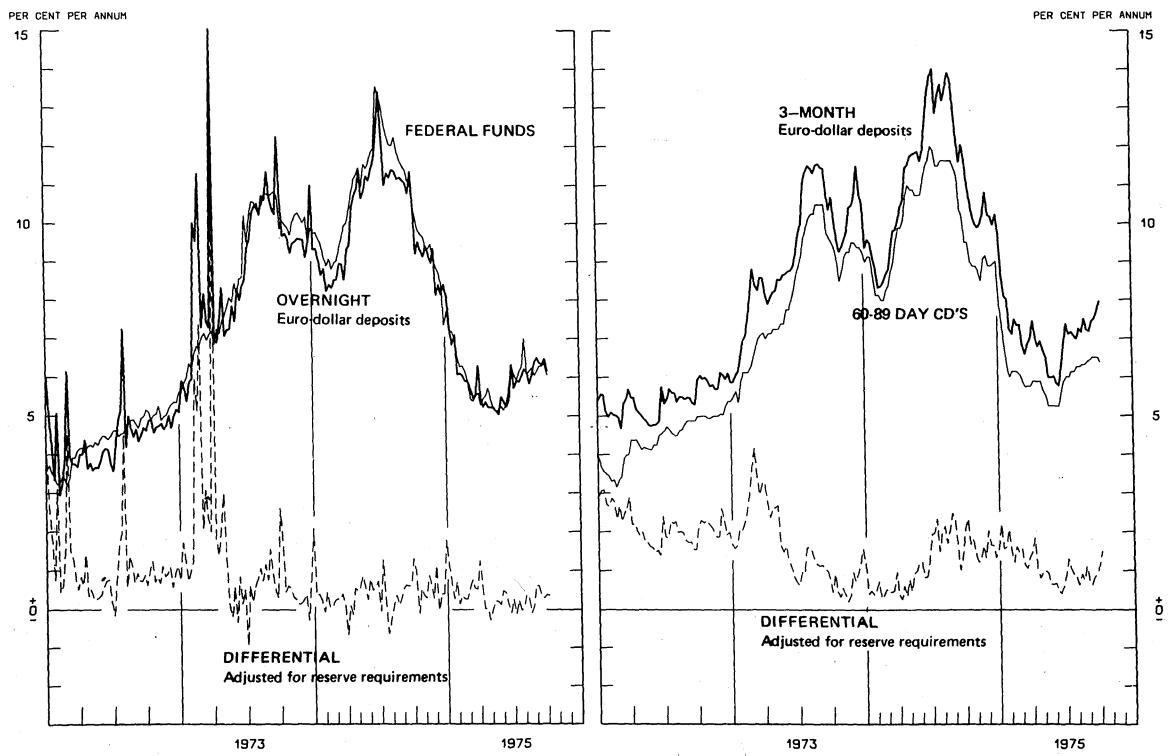




Chart 7  
**SELECTED EURO-DOLLAR AND U.S. MONEY MARKET RATES**  
 AVERAGES FOR WEEK ENDING WEDNESDAY



Favors Borrowing in U.S. if Positive

16

Chart 8  
**INTEREST ARBITRAGE: 3-MONTH FUNDS**  
 AVERAGES FOR WEEK ENDING WEDNESDAY  
 DIFFERENTIAL: PLUS (+), INDICATES FAVOR DOLLAR ASSETS

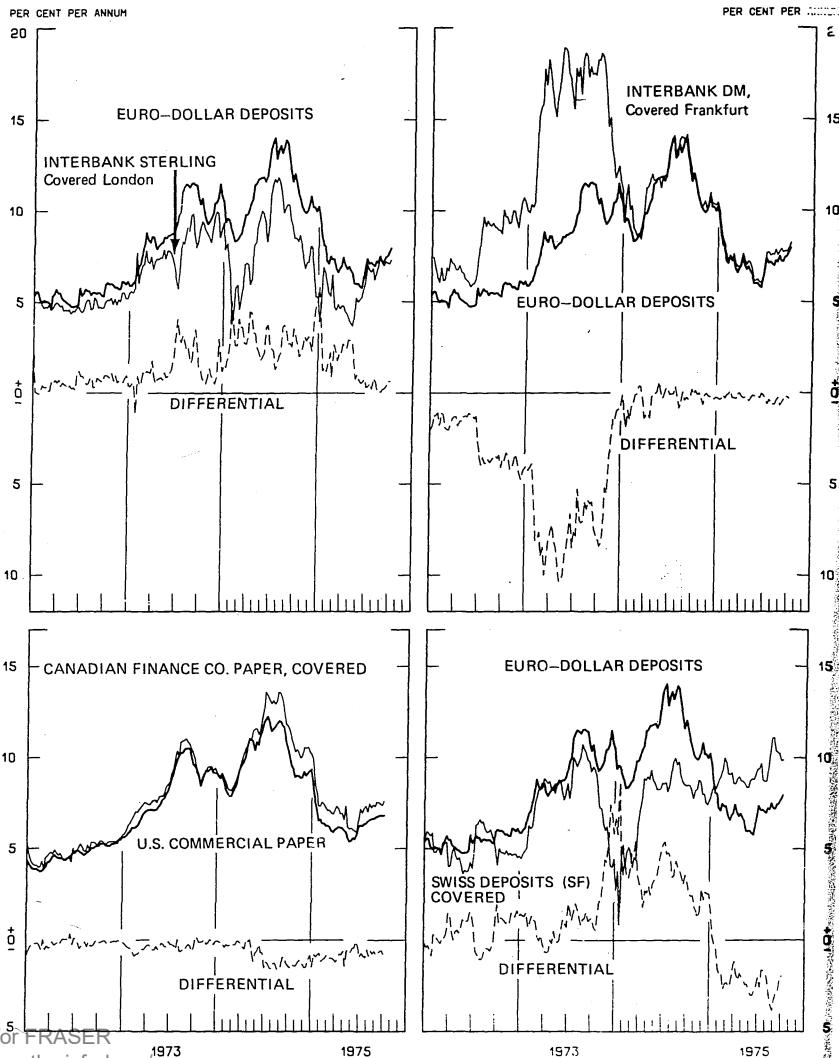


Chart 9  
**LONG-TERM GOVERNMENT BOND YIELDS**  
 WEEKLY SERIES

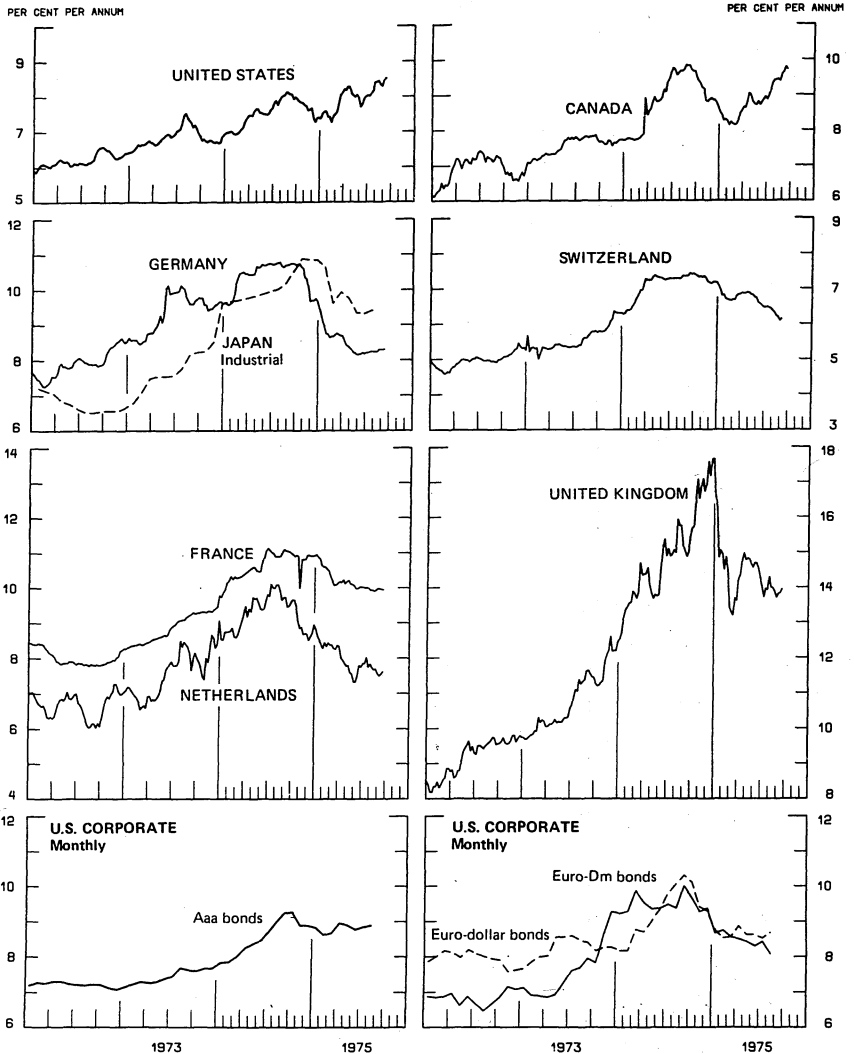
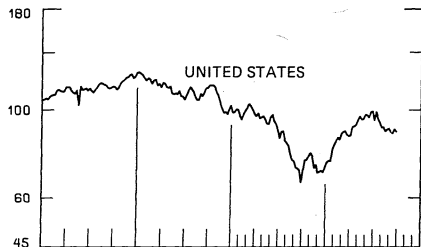
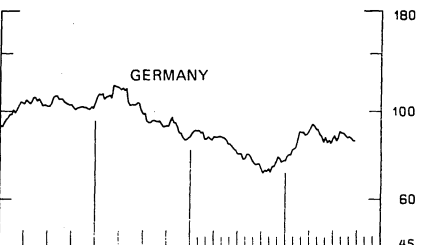
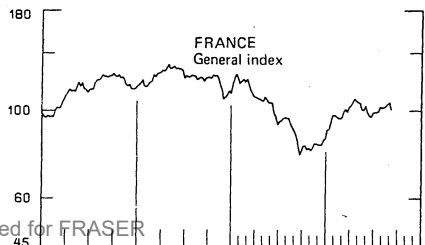
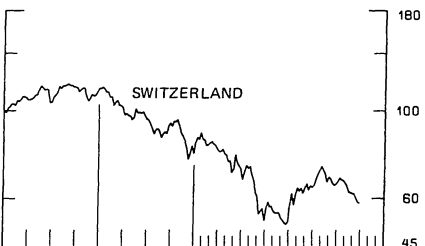
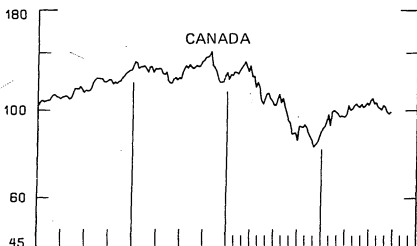
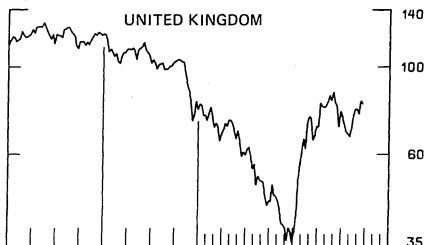
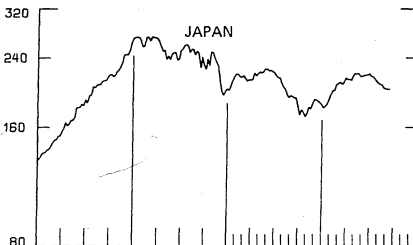


Chart 10  
**INDUSTRIAL STOCK INDEXES**  
 WEEKLY SERIES

RATIO SCALE  
 1969=100



RATIO SCALE  
 1969=100



3

SERIES NAME

LAST VALUE PLOTTED  
DATE VALUE

CHART 1. SPOT EXCHANGE RATES

U.S. DOLLAR, WEIGHTED AVERAGE	OCT. 8	86.59
JAPANESE YEN	OCT. 8	118.82
GERMAN MARK	OCT. 8	139.91
DUTCH GUILDER	OCT. 8	134.45
U.K. POUND	OCT. 8	85.03
CANADIAN DOLLAR	OCT. 8	105.41
FRENCH FRANC	OCT. 8	124.37
SWISS FRANC	OCT. 8	161.56
BELGIAN FRANC	OCT. 8	126.73
ITALIAN LIRA	OCT. 8	91.44

CHART 2. 3-MONTH FORWARD EXCHANGE RATES

CANADIAN DOLLAR	OCT. 8	-1.46
U.K. POUND	OCT. 8	-3.80
GERMAN MARK	OCT. 8	4.26
FRENCH FRANC	OCT. 8	-0.03
SWISS FRANC	OCT. 8	4.38
DUTCH GUILDER	OCT. 8	3.30
JAPANESE YEN	OCT. 8	-4.89

CHART 3. GOLD PRICE IN LONDON

U.S. DOLLAR PER FINE OUNCE	OCT. 8	141.22
----------------------------	--------	--------

CHART 4. CALL MONEY RATES

U.S. FEDERAL FUNDS	OCT. 8	6.06
OVERNIGHT EURO-DOLLAR DEPOSITS	OCT. 8	6.17
U.K. 2-DAY LOCAL AUTHORITY DEPOSITS	OCT. 3	10.00
CANADA	SEPT. 26	7.85
GERMANY	OCT. 3	2.90
EURO-DM	OCT. 3	4.15
JAPAN	OCT. 3	9.00
FRANCE	OCT. 3	6.13
NETHERLANDS	SEPT. 26	0.88
EURO-SWISS FRANC	OCT. 3	2.76

CHART 5. 3-MONTH INTEREST RATES

U.S. CD'S (60-89 DAYS)	OCT. 8	6.38
GERMAN INTERBANK LOAN	OCT. 8	4.00
JAPANESE COMPOSITE LOAN	AUG.	9.03
EURO-DOLLAR DEPOSIT	OCT. 8	7.95
CANADIAN FINANCE COMPANY PAPER	OCT. 8	9.07
INTERBANK STERLING	OCT. 8	11.11
SWISS DEPOSIT	OCT. 8	5.50

SERIES NAME

LAST VALUE PLOTTED  
DATE VALUE

CHART 6. EURO-DOLLAR DEPOSIT RATES: LONDON

OVERNIGHT	OCT. 8	6.17
7-DAY	OCT. 8	6.20
1-MONTH	OCT. 8	6.93
3-MONTH	OCT. 8	7.95
6-MONTH	OCT. 8	8.55
1-YEAR	OCT. 8	8.96

CHART 7. SELECTED EURO-DOLLAR AND U.S. MONEY MARKET RATES

OVERNIGHT EURO-DOLLAR DEPOSITS	OCT. 8	6.17
U.S. FEDERAL FUNDS	OCT. 8	6.06
DIFFERENTIAL ADJ. FOR RESERVE REQUIREMENTS	OCT. 8	0.37
3-MONTH EURO-DOLLAR DEPOSIT RATE	OCT. 8	7.95
U.S. CD'S (60-89 DAYS)	OCT. 8	6.38
DIFFERENTIAL ADJ. FOR RESERVE REQUIREMENTS	OCT. 8	1.49

CHART 8. INTEREST ARBITRAGE, 3-MONTH FUNDS

EURO-DOLLAR DEPOSIT	OCT. 8	7.95
INTERBANK STERLING (LONDON), COVERED	OCT. 8	7.31
DIFFERENTIAL	OCT. 8	0.64
U.S. COMMERCIAL PAPER	OCT. 8	6.83
CANADIAN FINANCE CO. PAPER, COVERED	OCT. 8	7.62
DIFFERENTIAL	OCT. 8	-0.79
EURO-DOLLAR DEPOSIT	OCT. 8	7.95
INTERBANK DM (FRANKFURT), COVERED	OCT. 8	8.26
DIFFERENTIAL	OCT. 8	-0.31
EURO-DOLLAR DEPOSIT	OCT. 8	7.95
SWISS DEPOSIT (SF), COVERED	OCT. 8	9.88
DIFFERENTIAL	OCT. 8	-1.93

SERIES NAME

LAST VALUE PLOTTED  
DATE VALUE

CHART 9. LONG TERM GOVERNMENT BOND YIELDS

UNITED STATES	OCT. 3	8.44
GERMANY	SEPT. 19	8.31
JAPAN (MONTHLY)	JULY	9.41
SWITZERLAND	SEPT. 12	6.14
CANADA	SEPT. 26	9.72
FRANCE	SEPT. 26	9.94
NETHERLANDS	SEPT. 26	7.61
UNITED KINGDOM	SEPT. 26	13.95

U.S. CORPORATE

AAA BONDS	AUG.	8.90
EURO-DM BONDS	AUG.	8.07
EURO-DOLLAR BONDS	AUG.	8.68

CHART 10. INDUSTRIAL STOCK INDEXES

UNITED STATES	OCT. 3	88.19
JAPAN	SEPT. 19	200.10
CANADA	SEPT. 26	99.09
FRANCE	SEPT. 12	100.66
UNITED KINGDOM	SEPT. 26	80.44
SWITZERLAND	OCT. 3	58.40
GERMANY	SEPT. 26	84.22



# FEDERAL RESERVE

statistical release

Hy 10

## FOREIGN EXCHANGE RATES

OCTOBER 10, 1975

The Board of Governors of the Federal Reserve System is advised that the Federal Reserve Bank of New York has certified for customs purposes the following noon buying rate in New York City for cable transfers payable in foreign currencies:

COUNTRY	MONETARY UNIT	(RATE U.S. CENTS)				
		OCT. 6	OCT. 7	OCT. 8	OCT. 9	OCT. 10
AUSTRALIA	DOLLAR	125.6500	125.8000	125.8500	125.9000	126.0000
AUSTRIA	SCHILLING	5.37000	5.40000	5.41000	5.41000	5.46000
BELGIUM	FRANC	2.53600	2.54900	2.54250	2.54600	2.56900
CANADA	DOLLAR	97.4900	97.4300	97.4200	97.4700	97.5200
DENMARK	KRONE	16.3500	16.4600	16.4300	16.4700	16.6000
FINLAND	MARKKA	25.5000	25.5700	25.6400	25.6600	25.7700
FRANCE	FRANC	22.4200	22.5000	22.4500	22.5000	22.7000
GERMANY	D. MARK	38.2500	38.3300	38.3000	38.4800	38.8300
INDIA	RUPEE	11.1500	11.1500	11.1500	11.1500	11.2500
IRELAND	POUND	204.3000	204.1500	204.3000	204.7500	205.8000
ITALY	LIRA	0.14620	0.14680	0.14650	0.14670	0.14740
JAPAN	YEN	0.32990	0.33010	0.32990	0.33000	0.33010
MALAYSIA	DOLLAR	38.7000	38.7000	38.8700	38.7700	38.9000
MEXICO	PESO	8.0000	8.0000	8.0000	8.0000	8.0000
NETHERLANDS	GUILDER	37.1400	37.2300	37.2100	37.3300	37.7200
NEW ZEALAND	DOLLAR	104.2000	104.3000	104.3000	104.3500	104.5000
NORWAY	KRONE	17.8100	17.9300	17.8500	17.9000	18.0900
PORTUGAL	ESCUDDO	3.6800	3.7000	3.7000	3.7100	3.7400
SOUTH AFRICA	RAND	114.8000	114.8000	114.8000	114.8000	114.8500
SPAIN	PESATA	1.6770	1.6810	1.6810	1.6800	1.6875
SRI LANKA	RUPEE	13.5000	13.5000	13.5000	13.5000	13.2500
SWEDEN	KRONA	22.4700	22.5600	22.5200	22.6300	22.8500
SWITZERLAND	FRANC	36.9100	37.0800	37.0400	37.1700	37.6000
UNITED KINGDOM	POUND	204.3000	204.1500	204.3000	204.7500	205.8000

5