

*Summers*

H/13

11

RECEIVED  
OCT 8 1975  
FEDERAL RESERVE BANK  
OF RICHMOND

# Selected Interest & Exchange Rates

## Weekly Series of Charts

OCTOBER 6, 1975

Prepared by the  
FINANCIAL MARKETS  
SECTION

DIVISION OF  
INTERNATIONAL FINANCE

BOARD OF GOVERNORS  
FEDERAL RESERVE SYSTEM  
Washington, D.C. 20551

---

# Table of Contents

## CHARTS

1. SPOT EXCHANGE RATE INDEXES
2. 3-MONTH FORWARD EXCHANGE RATES
3. GOLD PRICE--LONDON
4. CALL MONEY RATES
5. 3-MONTH INTEREST RATES
6. EURO-DOLLAR DEPOSIT RATES
7. SELECTED EURO-DOLLAR AND U.S. MONEY MARKET RATES
8. INTEREST ARBITRAGE: 3-MONTH FUNDS
9. LONG-TERM GOVERNMENT BOND YIELDS
10. INDUSTRIAL STOCK INDEXES

## TABLES

1. LATEST FIGURES PLOTTED
2. DAILY CERTIFIED SPOT EXCHANGE RATES--H.10 RELEASE

# Chart 1 SPOT EXCHANGE RATES

## DOLLAR PRICES OF FOREIGN CURRENCIES AND WEIGHTED AVERAGE VALUES (DASHED LINE) AVERAGES FOR WEEK ENDING WEDNESDAY

RATIO SCALE  
MAY 1970 PARITY=100

RATIO SCALE  
MAY 1970 PARITY=100

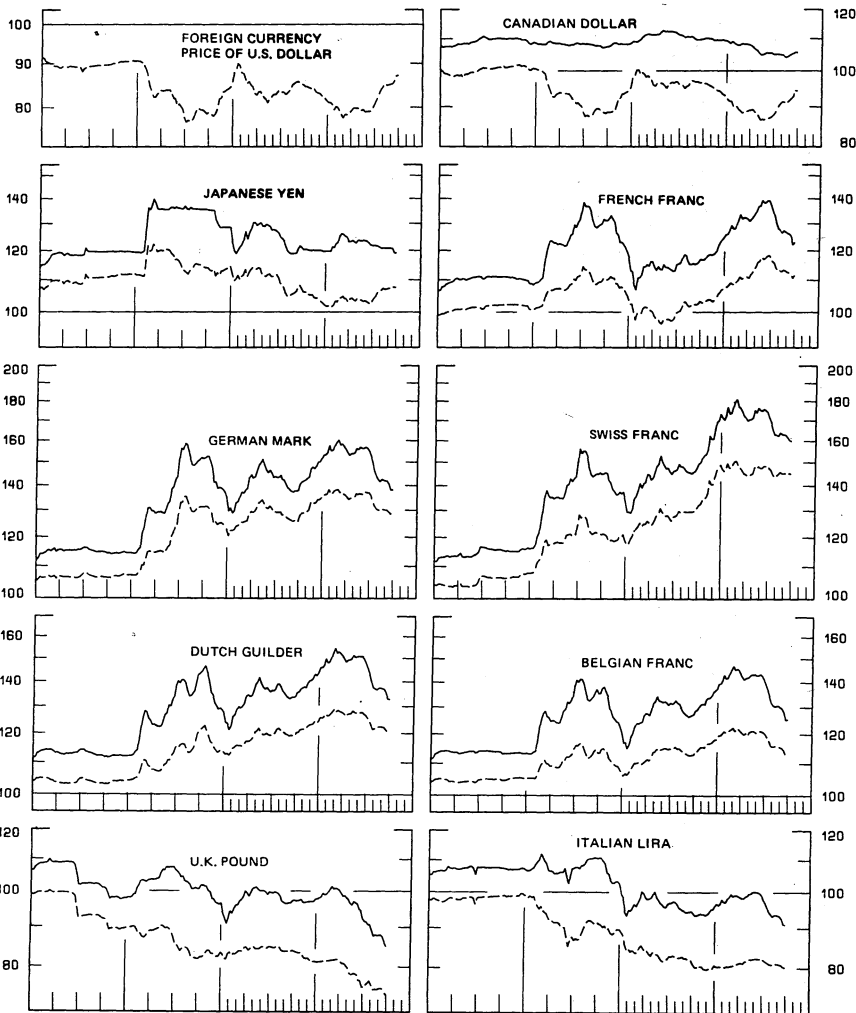


Chart 2  
**3-MONTH FORWARD EXCHANGE RATES**  
 PREMIUM (+), OR DISCOUNT (-)  
 AVERAGES FOR WEEK ENDING WEDNESDAY

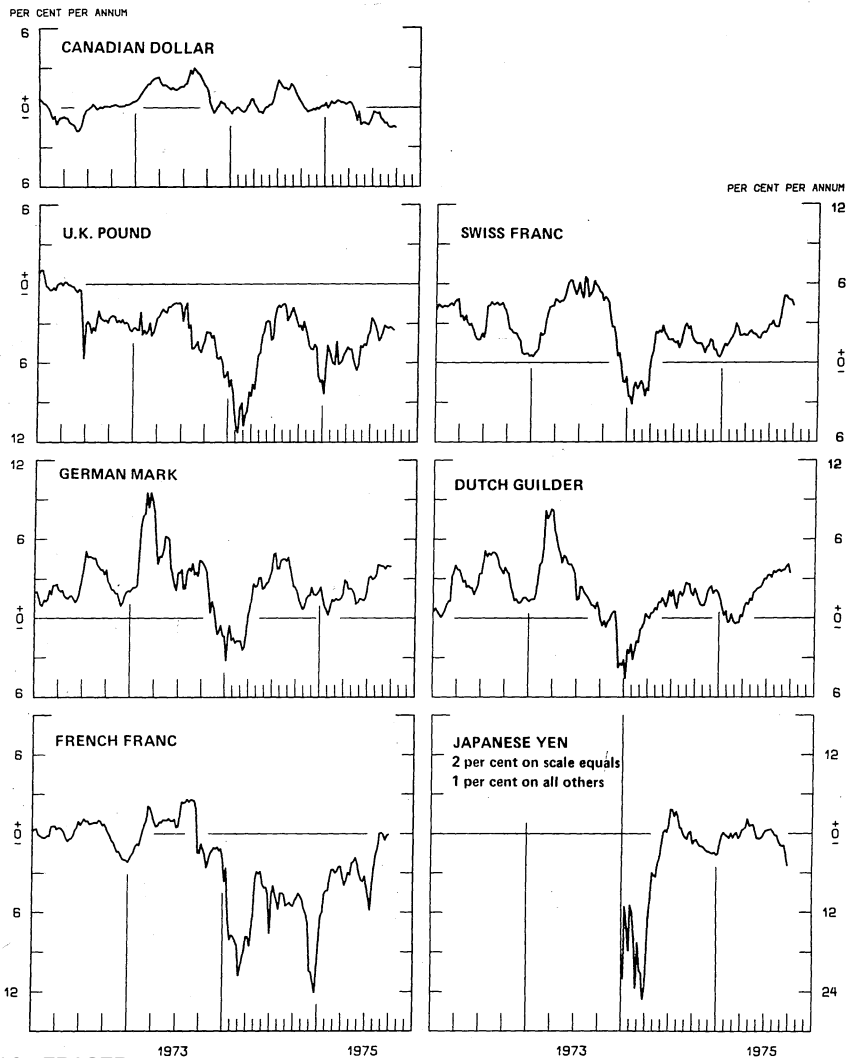


Chart 3  
**PRICE OF GOLD IN LONDON**  
AVERAGES FOR WEEK ENDING WEDNESDAY

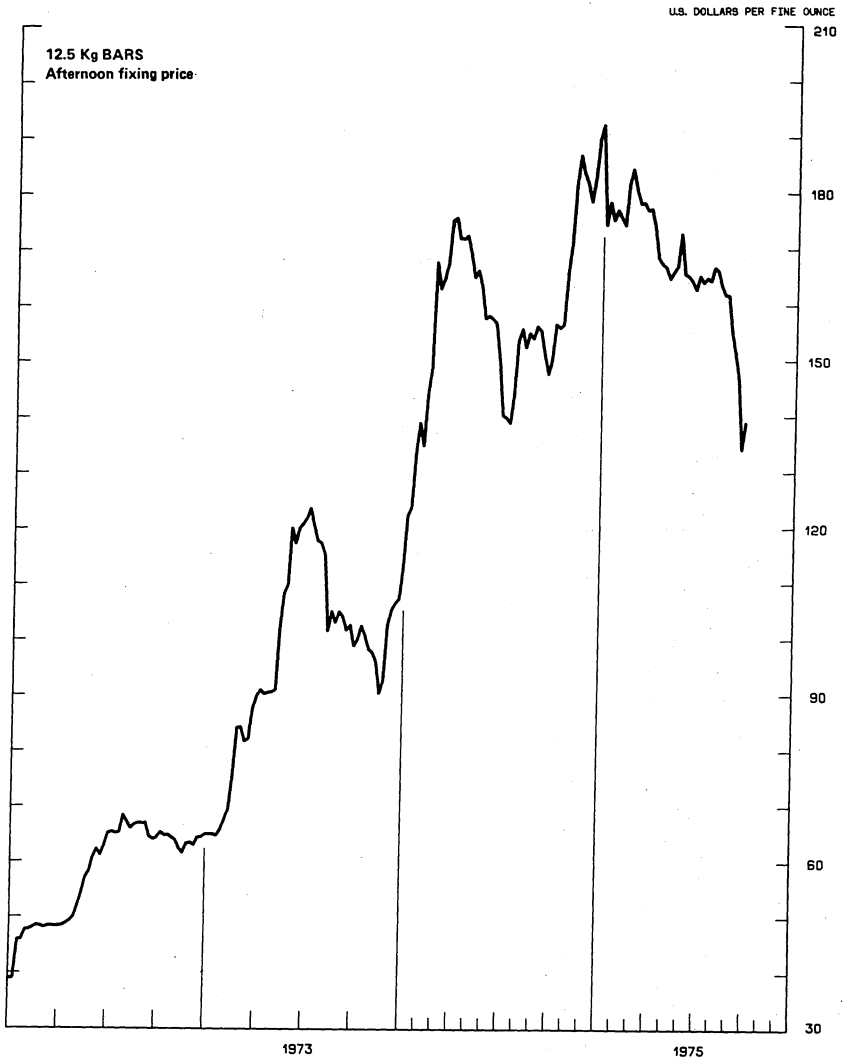


Chart 4  
**CALL MONEY RATES**  
 WEEKLY SERIES

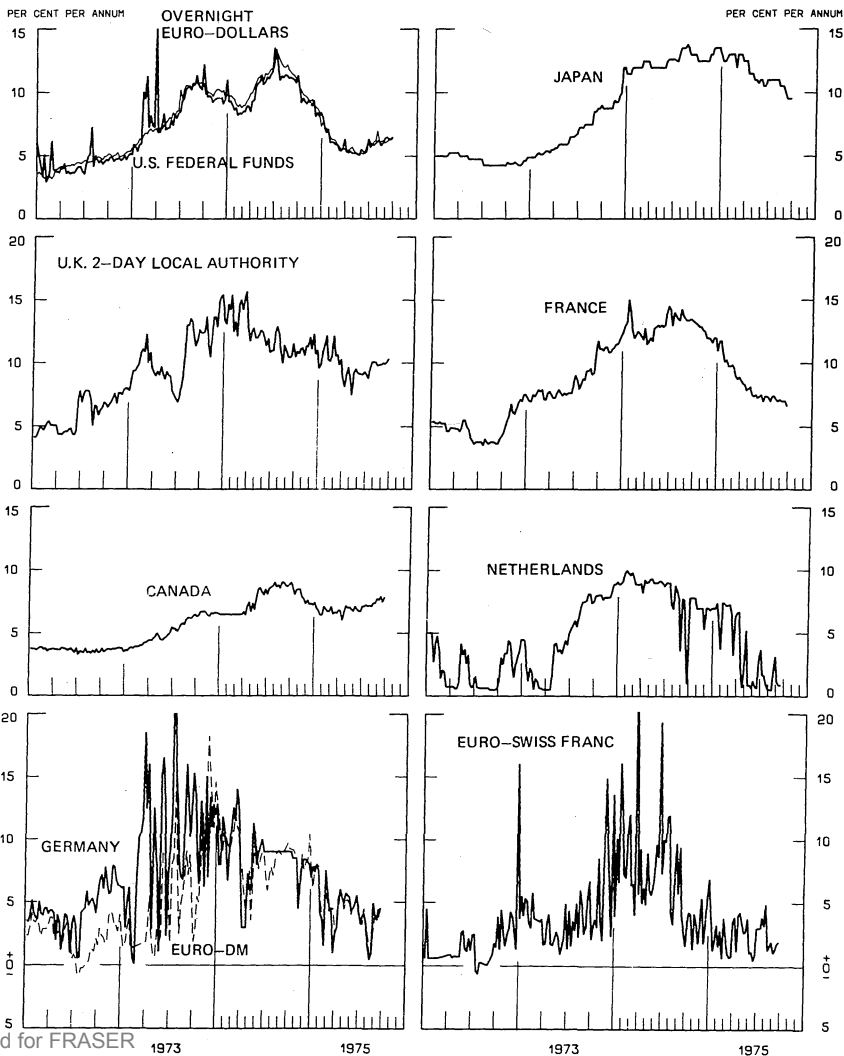


Chart 5  
**3-MONTH INTEREST RATES**  
WEEKLY SERIES

PER CENT PER ANNUM

PER CENT PER ANNUM

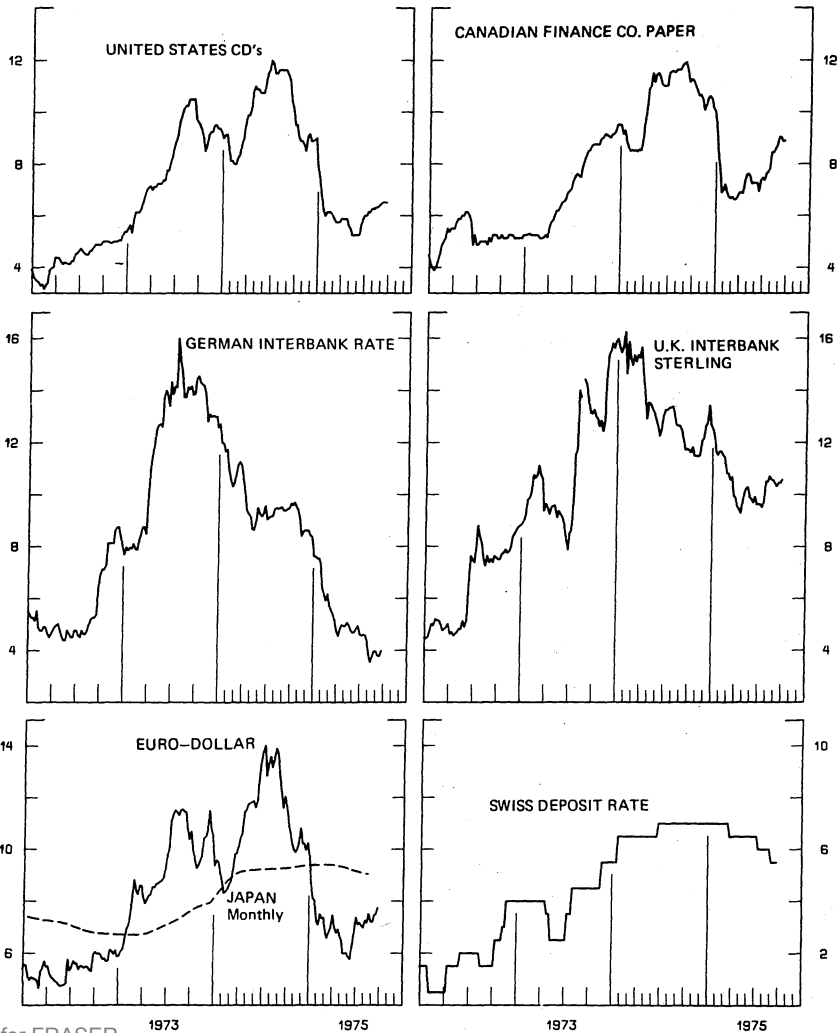


Chart 6  
**EURO-DOLLAR DEPOSIT RATES London**  
AVERAGES FOR WEEK ENDING WEDNESDAY

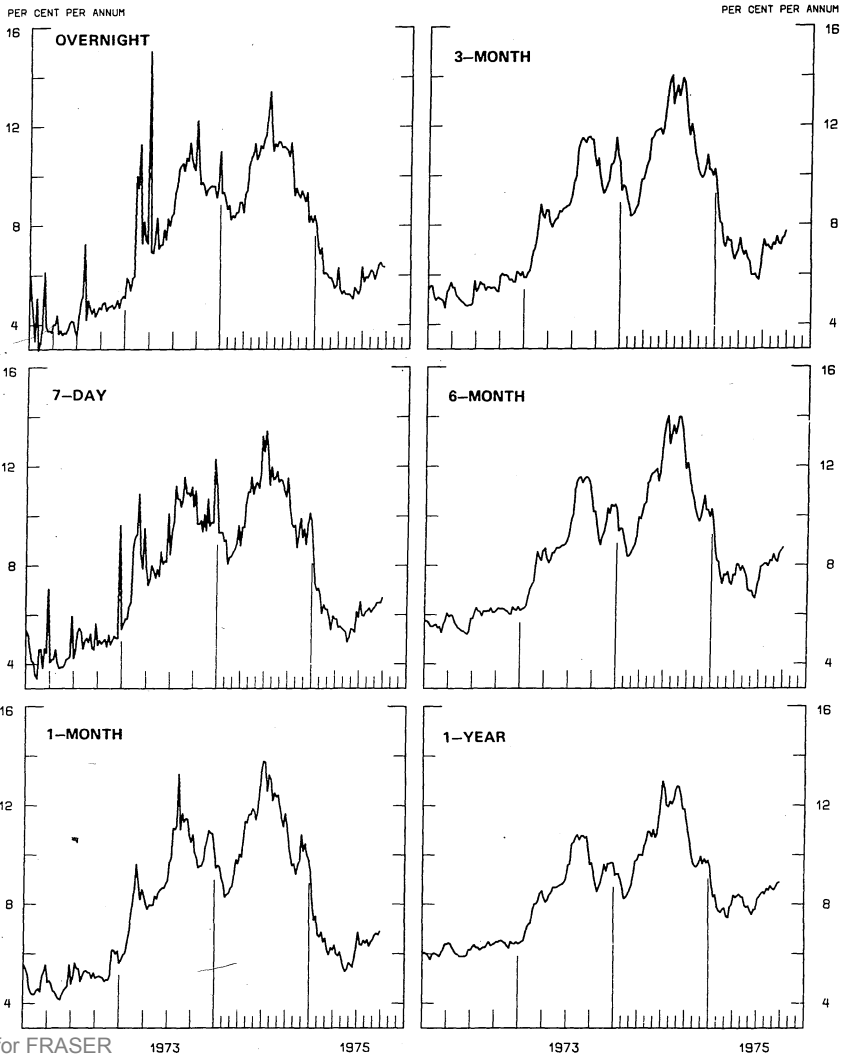




Chart 7  
**SELECTED EURO-DOLLAR AND U.S. MONEY MARKET RATES**  
 AVERAGES FOR WEEK ENDING WEDNESDAY

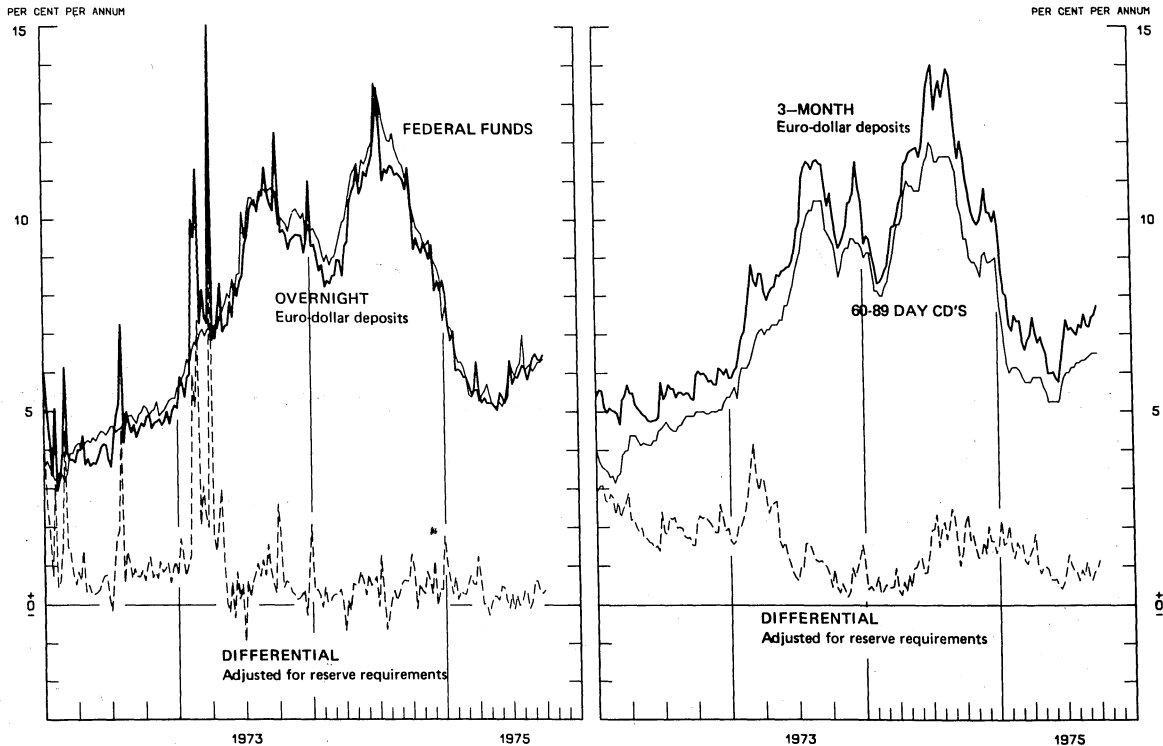


Chart 8

# INTEREST ARBITRAGE: 3-MONTH FUNDS

AVERAGES FOR WEEK ENDING WEDNESDAY

DIFFERENTIAL: PLUS (+), INDICATES FAVOR DOLLAR ASSETS

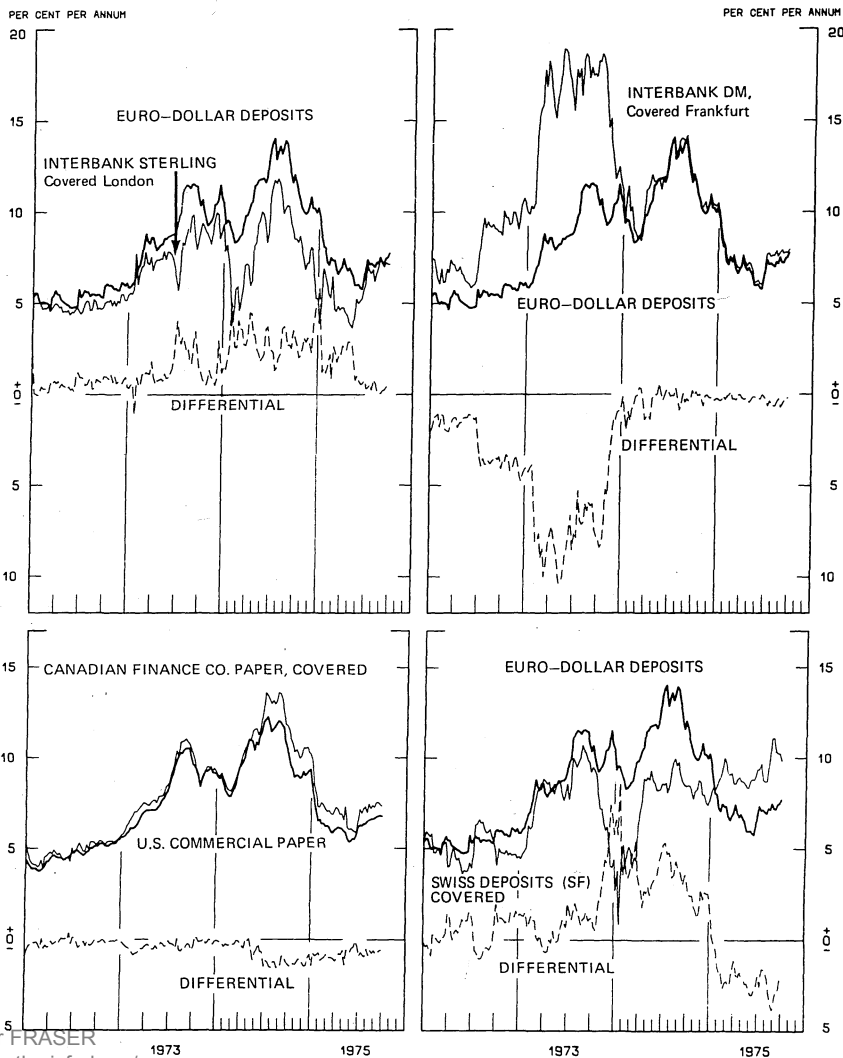


Chart 9  
**LONG-TERM GOVERNMENT BOND YIELDS**  
 WEEKLY SERIES

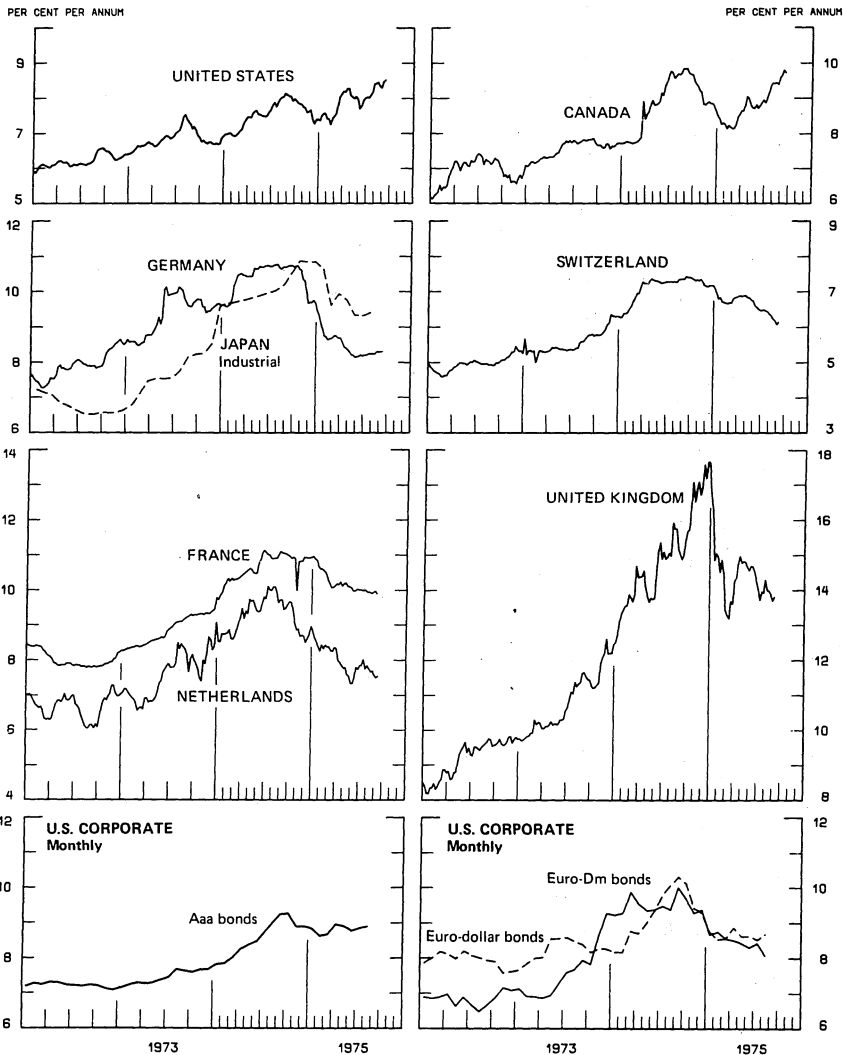
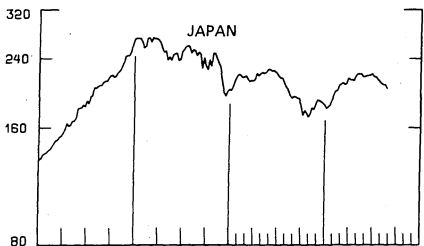
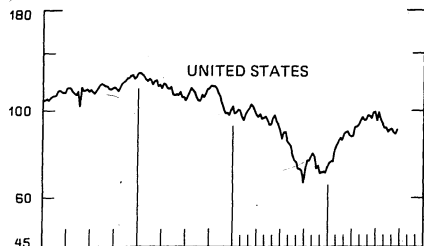
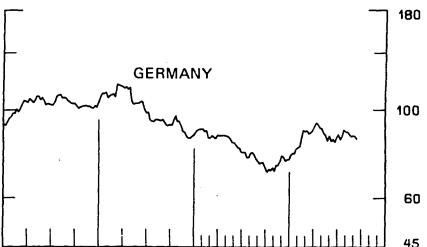
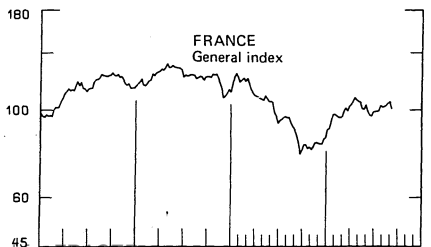
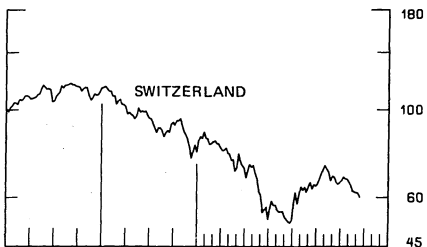
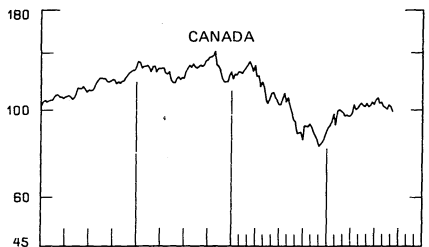
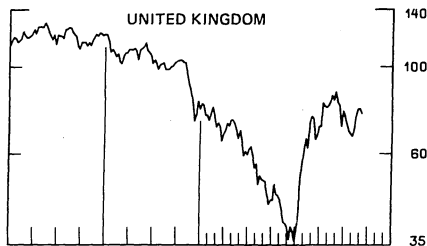


Chart 10  
**INDUSTRIAL STOCK INDEXES**  
 WEEKLY SERIES

RATIO SCALE  
 1969=100



RATIO SCALE  
 1969=100



1973

1975

1973

1975

SERIES NAME

LAST VALUE PLOTTED  
DATE VALUE

CHART 1. SPOT EXCHANGE RATES

U.S. DOLLAR, WEIGHTED AVERAGE	OCT. 1	87.12
JAPANESE YEN	OCT. 1	118.97
GERMAN MARK	OCT. 1	138.20
DUTCH GUILDER	OCT. 1	132.88
U.K. POUND	OCT. 1	85.09
CANADIAN DOLLAR	OCT. 1	105.47
FRENCH FRANC	OCT. 1	122.85
SWISS FRANC	OCT. 1	159.80
BELGIAN FRANC	OCT. 1	125.36
ITALIAN LIRA	OCT. 1	90.99

CHART 2. 3-MONTH FORWARD EXCHANGE RATES

CANADIAN DOLLAR	OCT. 1	-1.53
U.K. POUND	OCT. 1	-3.49
GERMAN MARK	OCT. 1	3.96
FRENCH FRANC	OCT. 1	-0.05
SWISS FRANC	OCT. 1	4.35
DUTCH GUILDER	OCT. 1	3.45
JAPANESE YEN	OCT. 1	-4.87

CHART 3. GOLD PRICE IN LONDON

U.S. DOLLAR PER FINE OUNCE	OCT. 1	138.96
----------------------------	--------	--------

CHART 4. CALL MONEY RATES

U.S. FEDERAL FUNDS	OCT. 1	6.36
OVERNIGHT EURO-DOLLAR DEPOSITS	OCT. 1	6.47
U.K. 2-DAY LOCAL AUTHORITY DEPOSITS	SEPT. 26	10.31
CANADA	SEPT. 26	7.85
GERMANY	SEPT. 26	4.50
EURO-DM	SEPT. 26	4.39
JAPAN	SEPT. 26	9.50
FRANCE	SEPT. 26	6.63
NETHERLANDS	SEPT. 19	0.88
EURO-SWISS FRANC	SEPT. 26	1.91

CHART 5. 3-MONTH INTEREST RATES

U.S. CD'S (60-89 DAYS)	OCT. 1	6.50
GERMAN INTERBANK LOAN	OCT. 1	3.98
JAPANESE COMPOSITE LOAN	AUG.	9.03
EURO-DOLLAR DEPOSIT	OCT. 1	7.73
CANADIAN FINANCE COMPANY PAPER	OCT. 1	8.90
INTERBANK STERLING	OCT. 1	10.59
SWISS DEPOSIT	OCT. 1	5.50

LAST VALUE PLOTTED  
DATE VALUE

SERIES NAME

CHART 6. EURO-DOLLAR DEPOSIT RATES: LONDON

OVERNIGHT	OCT. 1	6.47
7-DAY	OCT. 1	6.69
1-MONTH	OCT. 1	6.90
3-MONTH	OCT. 1	7.73
6-MONTH	OCT. 1	8.71
1-YEAR	OCT. 1	8.90

CHART 7. SELECTED EURO-DOLLAR AND U.S. MONEY MARKET RATES

OVERNIGHT EURO-DOLLAR DEPOSITS	OCT. 1	6.47
U.S. FEDERAL FUNDS	OCT. 1	6.36
DIFFERENTIAL ADJ. FOR RESERVE REQUIREMENTS	OCT. 1	0.38
3-MONTH EURO-DOLLAR DEPOSIT RATE	OCT. 1	7.73
U.S. CD'S (60-89 DAYS)	OCT. 1	6.50
DIFFERENTIAL ADJ. FOR RESERVE REQUIREMENTS	OCT. 1	1.14

CHART 8. INTEREST ARBITRAGE, 3-MONTH FUNDS

EURO-DOLLAR DEPOSIT	OCT. 1	7.73
INTERBANK STERLING (LONDON), COVERED	OCT. 1	7.10
DIFFERENTIAL	OCT. 1	0.62
U.S. COMMERCIAL PAPER	OCT. 1	6.80
CANADIAN FINANCE CO. PAPER, COVERED	OCT. 1	7.37
DIFFERENTIAL	OCT. 1	-0.57
EURO-DOLLAR DEPOSIT	OCT. 1	7.73
INTERBANK DM (FRANKFURT), COVERED	OCT. 1	7.94
DIFFERENTIAL	OCT. 1	-0.21
EURO-DOLLAR DEPOSIT	OCT. 1	7.73
SWISS DEPOSIT (SF), COVERED	OCT. 1	9.85
DIFFERENTIAL	OCT. 1	-2.12

SERIES NAME

LAST VALUE PLOTTED  
DATE VALUE

CHART 9. LONG TERM GOVERNMENT BOND YIELDS

UNITED STATES	SEPT. 26	8.37
GERMANY	SEPT. 19	8.31
JAPAN (MONTHLY)	JULY	9.41
SWITZERLAND	SEPT. 12	6.14
CANADA	SEPT. 26	9.72
FRANCE	SEPT. 12	9.90
NETHERLANDS	SEPT. 19	7.54
UNITED KINGDOM	SEPT. 12	13.81

U.S. CORPORATE

AAA BONDS	AUG.	8.90
EURO-DM BONDS	AUG.	8.07
EURO-DOLLAR BONDS	AUG.	8.68

CHART 10. INDUSTRIAL STOCK INDEXES

UNITED STATES	SEPT. 26	89.56
JAPAN	AUG. 29	201.27
CANADA	SEPT. 12	99.03
FRANCE	SEPT. 12	100.66
UNITED KINGDOM	SEPT. 12	75.87
SWITZERLAND	SEPT. 19	60.02
GERMANY	SEPT. 19	84.50



# FEDERAL RESERVE

statistical release

H-10

OCTOBER 3, 1975

## FOREIGN EXCHANGE RATES

FOR THE WEEK ENDING OCTOBER 3, 1975

The Board of Governors of the Federal Reserve System is advised that the Federal Reserve Bank of New York has certified for customs purposes the following noon buying rate in New York City for cable transfers payable in foreign currencies:

COUNTRY	MONETARY UNIT	(RATE U.S. CENTS)				
		SEP. 29	SEP. 30	OCT. 1	OCT. 2	OCT. 3
AUSTRALIA	DOLLAR	125.5500	125.3500	125.5500	125.9000	125.7000
AUSTRIA	SCHILLING	5.28000	5.30000	5.38000	5.38000	5.35000
BELGIUM	FRANC	2.48750	2.50400	2.53500	2.53200	2.51400
CANADA	DOLLAR	97.5500	97.5400	97.5300	97.6000	97.5800
DENMARK	KRONE	16.0400	16.1200	16.2500	16.3400	16.2700
FINLAND	MARKKA	25.3000	25.3100	25.5100	25.5800	25.4700
FRANCE	FRANC	21.9500	22.1500	22.4100	22.3700	22.2200
GERMANY	D. MARK	37.4500	37.7700	38.2900	38.2500	38.0000
INDIA	RUPEE	11.1800	11.1800	11.1800	11.1800	11.1500
IRELAND	POUND	203.6500	204.3000	204.0000	203.8500	203.7500
ITALY	LIRA	0.14500	0.14550	0.14630	0.14630	0.14570
JAPAN	YEN	0.32980	0.33020	0.33050	0.33040	0.33000
MALAYSIA	DOLLAR	38.5400	38.5500	38.6800	39.0300	38.7000
MEXICO	PESO	8.0000	8.0000	8.0000	8.0000	8.0000
NETHERLANDS	GUILDER	36.4700	36.7000	37.1300	37.1300	36.9900
NEW ZEALAND	DOLLAR	104.2500	104.1000	104.2000	104.3000	104.3000
NORWAY	KRONE	17.5100	17.5700	17.7400	17.7800	17.7000
PORTUGAL	ESCUDO	3.6300	3.6400	3.6500	3.6600	3.6800
SOUTH AFRICA	RAND	114.8000	114.8000	114.8000	114.8000	114.8000
SPAIN	PESETA	1.6680	1.6720	1.6765	1.6855	1.6780
SRI LANKA	RUPEE	13.2500	13.2500	13.2500	13.2500	13.5000
SWEDEN	KRONA	22.1000	22.2300	22.5000	22.4600	22.3100
SWITZERLAND	FRANC	36.3200	36.4300	36.8700	36.9800	36.7200
UNITED KINGDOM	POUND	203.6500	204.3000	204.0000	203.8500	203.7500

6