

1713

LIBRARY
SEP 25 1975
FEDERAL RESERVE BANK
OF RICHMOND

Selected Interest & Exchange Rates

Weekly Series of Charts

SEPTEMBER 22, 1975

Prepared by the
FINANCIAL MARKETS
SECTION

DIVISION OF
INTERNATIONAL FINANCE

BOARD OF GOVERNORS
FEDERAL RESERVE SYSTEM
Washington, D.C. 20551

Table of Contents

CHARTS

1. SPOT EXCHANGE RATE INDEXES
2. 3-MONTH FORWARD EXCHANGE RATES
3. GOLD PRICE--LONDON
4. CALL MONEY RATES
5. 3-MONTH INTEREST RATES
6. EURO-DOLLAR DEPOSIT RATES
7. SELECTED EURO-DOLLAR AND
U.S. MONEY MARKET RATES
8. INTEREST ARBITRAGE: 3-MONTH FUNDS
9. LONG-TERM GOVERNMENT BOND YIELDS
10. INDUSTRIAL STOCK INDEXES

TABLES

1. LATEST FIGURES PLOTTED
2. DAILY CERTIFIED SPOT
EXCHANGE RATES--
H.10 RELEASE

SPOT EXCHANGE RATES
DOLLAR PRICES OF FOREIGN CURRENCIES AND WEIGHTED AVERAGE VALUES (DASHED LINE)
AVERAGES FOR WEEK ENDING WEDNESDAY

RATIO SCALE
 MAY 1970 PARITY=100

RATIO SCALE
 MAY 1970 PARITY=100

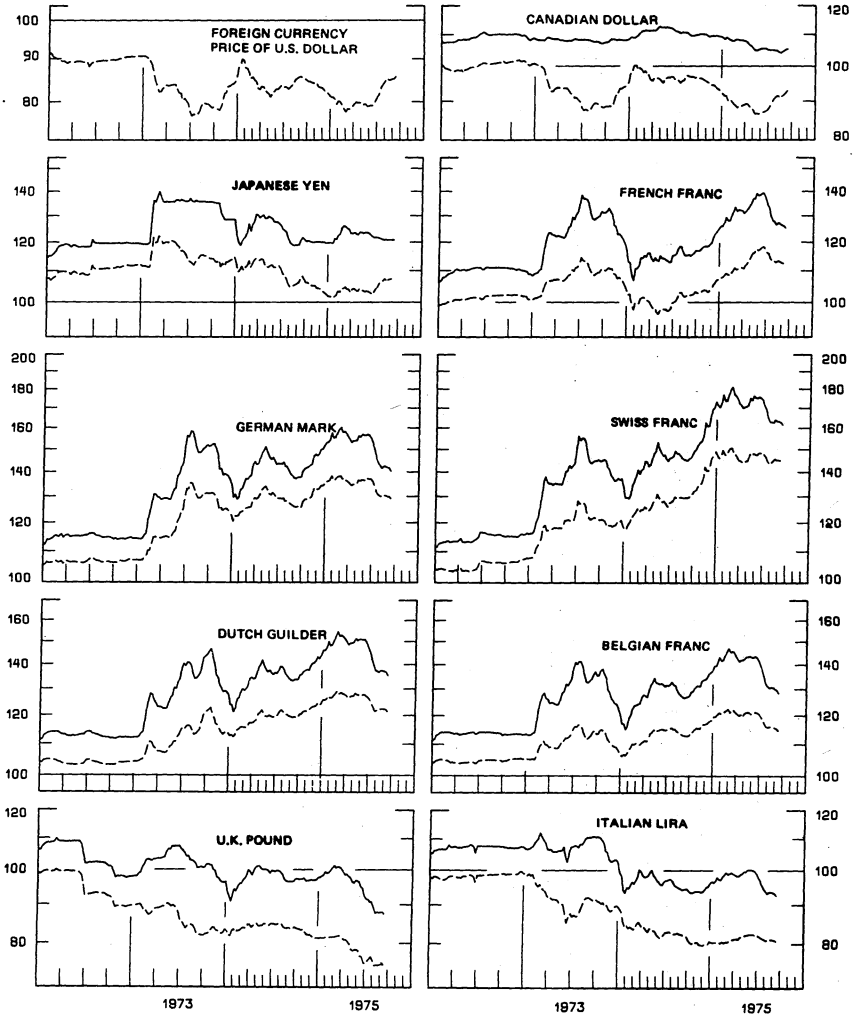
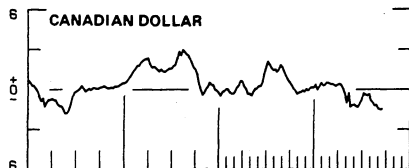
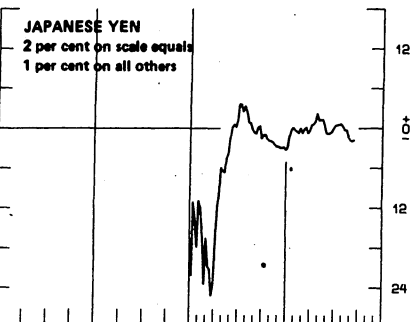
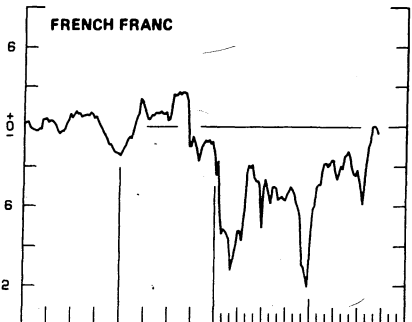
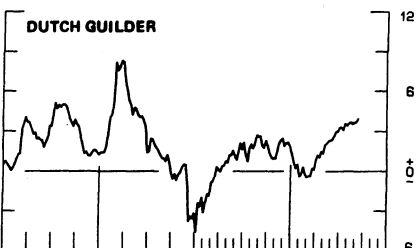
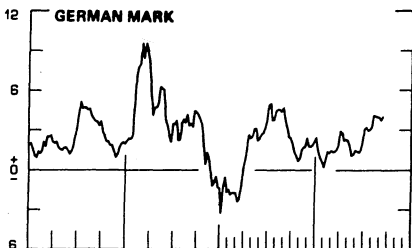
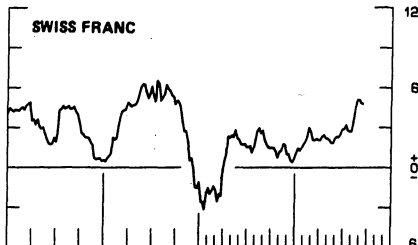
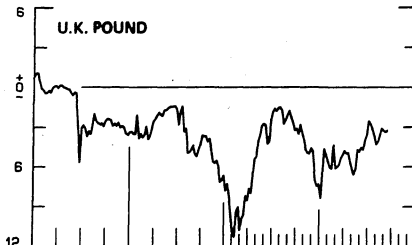


Chart 2
3-MONTH FORWARD EXCHANGE RATES
 PREMIUM (+), OR DISCOUNT (-)
 AVERAGES FOR WEEK ENDING WEDNESDAY

PER CENT PER ANNUM



PER CENT PER ANNUM



1973

1975

1973

1975

Chart 3
PRICE OF GOLD IN LONDON
AVERAGES FOR WEEK ENDING WEDNESDAY

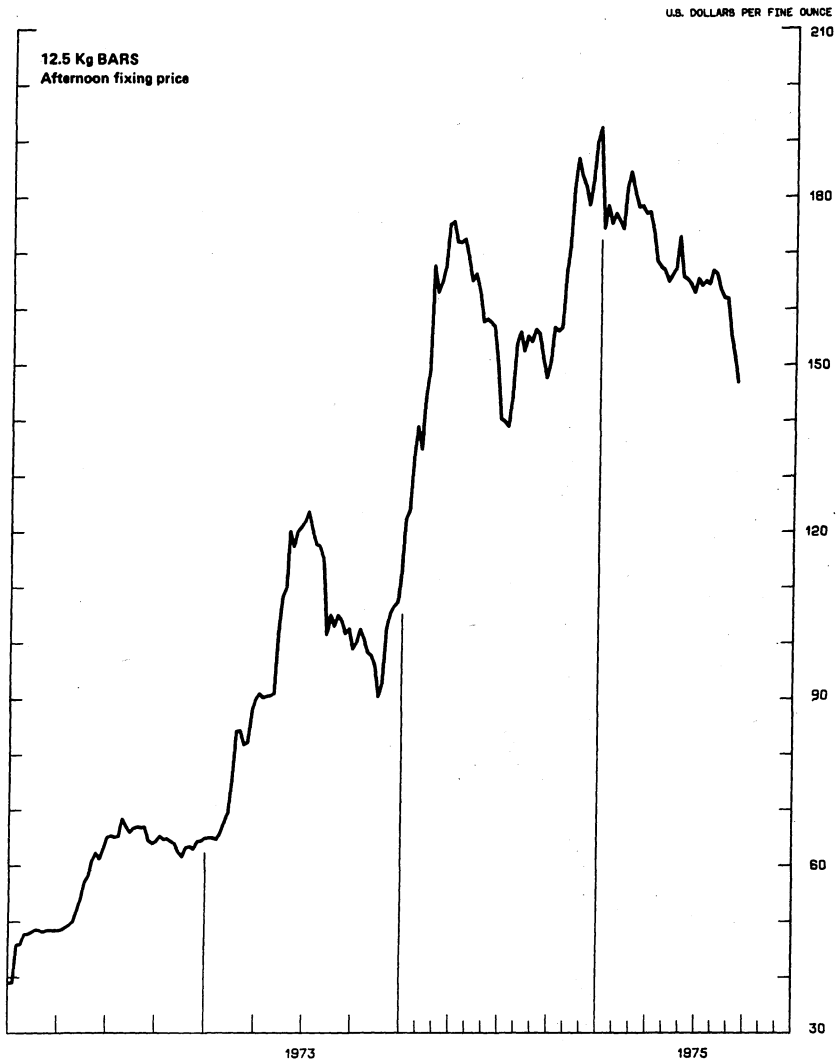


Chart 4
CALL MONEY RATES
WEEKLY SERIES

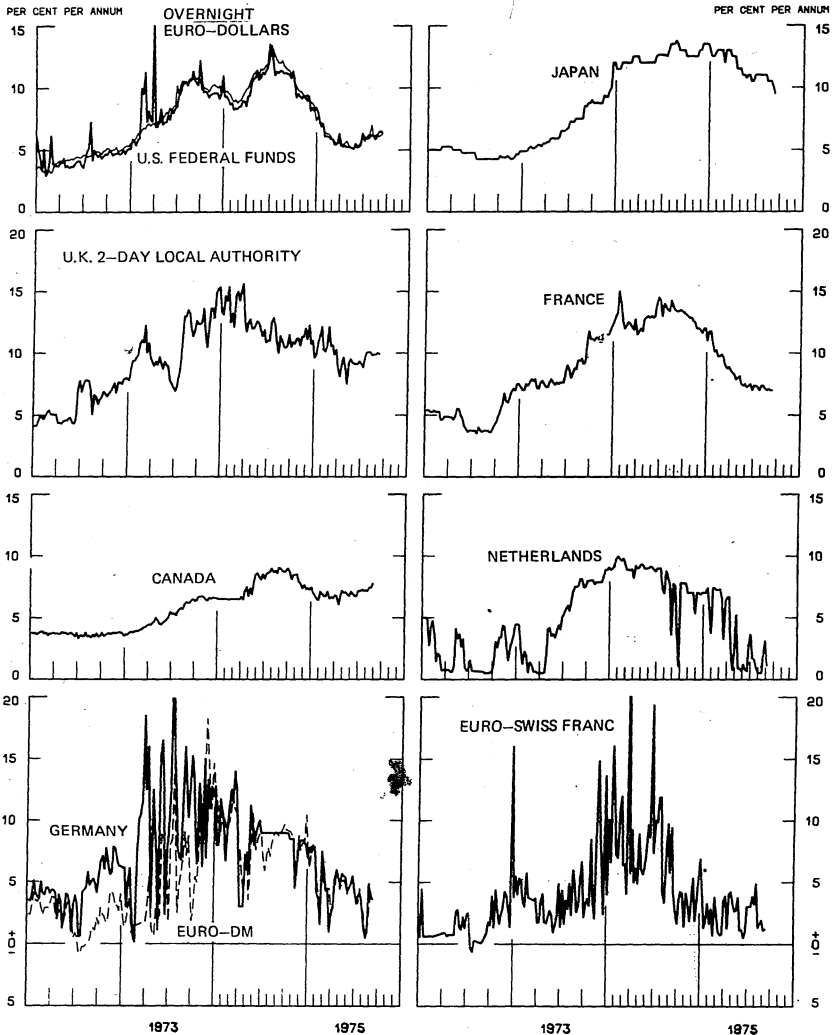


Chart 5
3-MONTH INTEREST RATES
WEEKLY SERIES

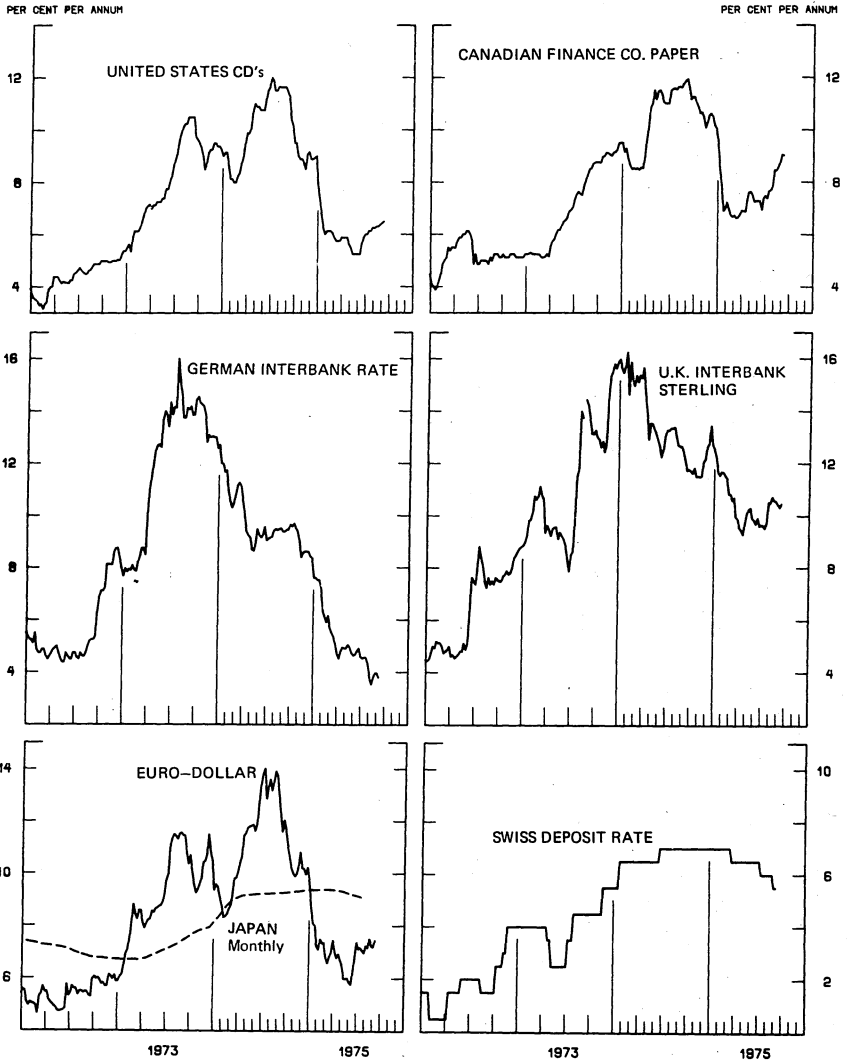


Chart 6
EURO-DOLLAR DEPOSIT RATES London
AVERAGES FOR WEEK ENDING WEDNESDAY

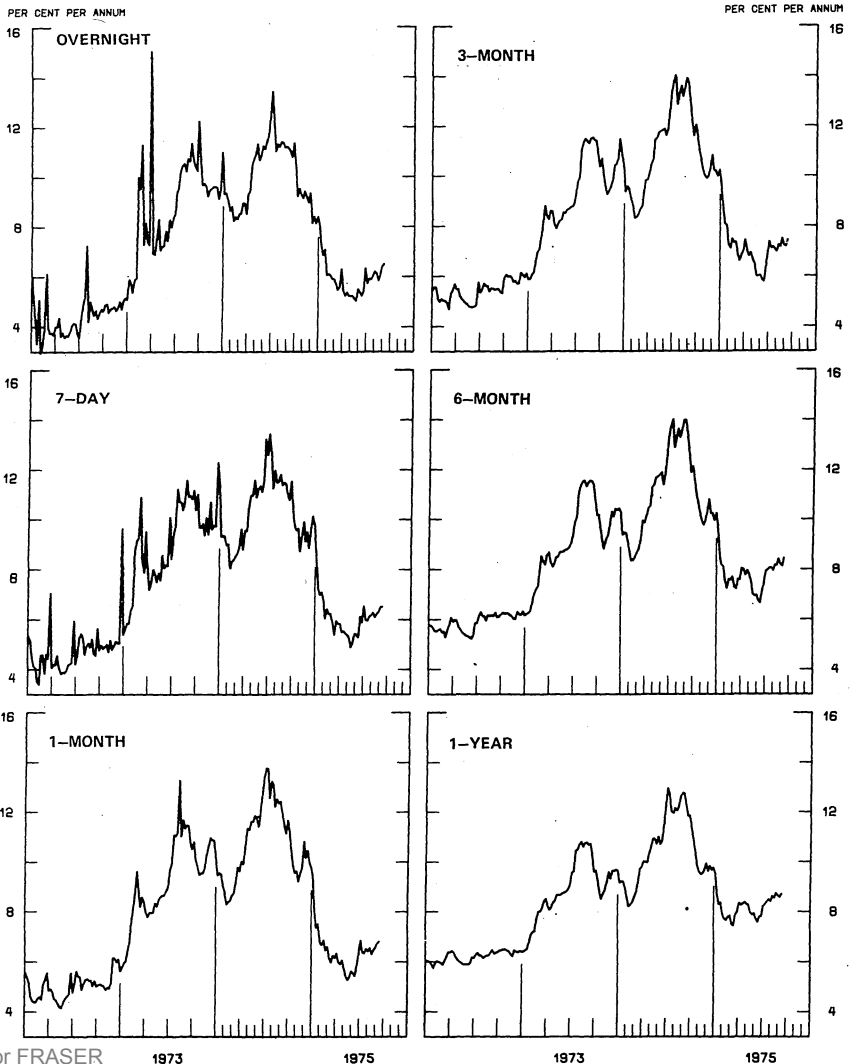
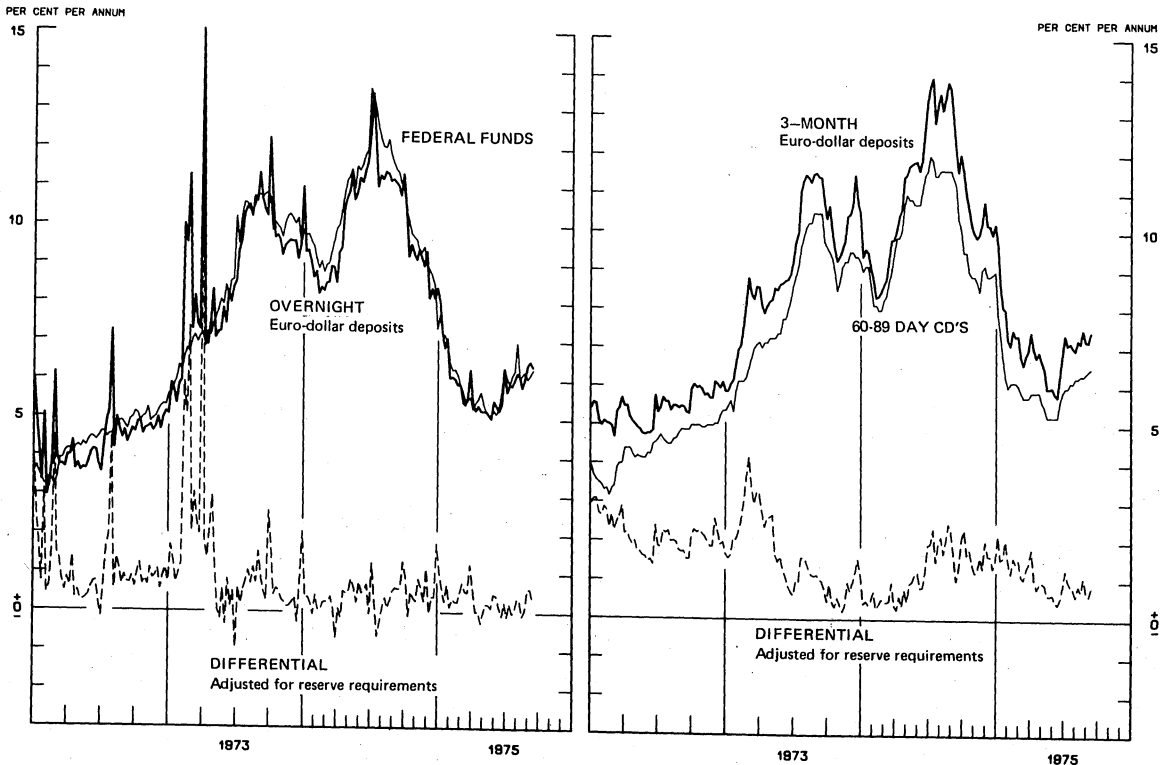


Chart 7
SELECTED EURO-DOLLAR AND U.S. MONEY MARKET RATES
 AVERAGES FOR WEEK ENDING WEDNESDAY



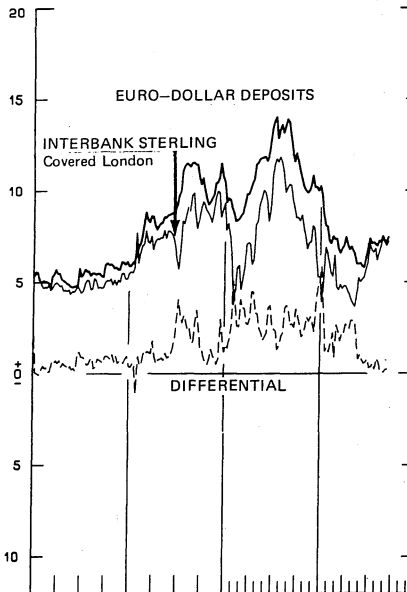
Favors Borrowing in U.S. if Positive

INTEREST ARBITRAGE: 3-MONTH FUNDS

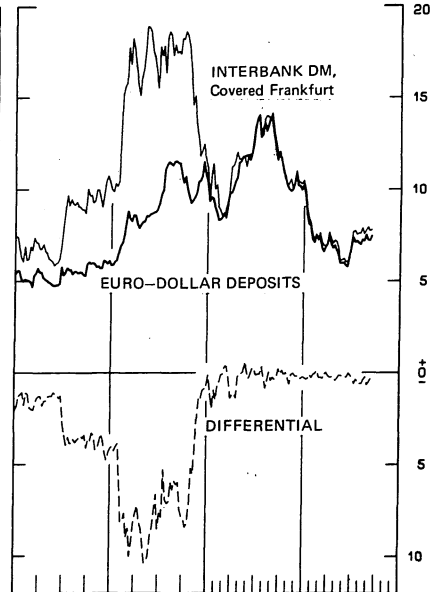
AVERAGES FOR WEEK ENDING WEDNESDAY

DIFFERENTIAL: PLUS (+), INDICATES FAVOR DOLLAR ASSETS

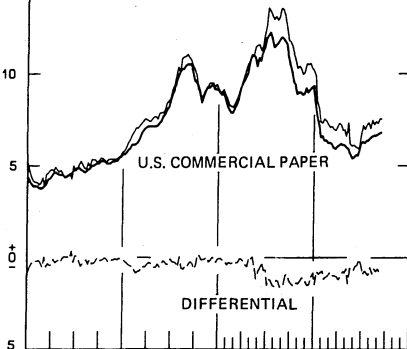
PER CENT PER ANNUM



PER CENT PER ANNUM



CANADIAN FINANCE CO. PAPER, COVERED



EURO-DOLLAR DEPOSITS

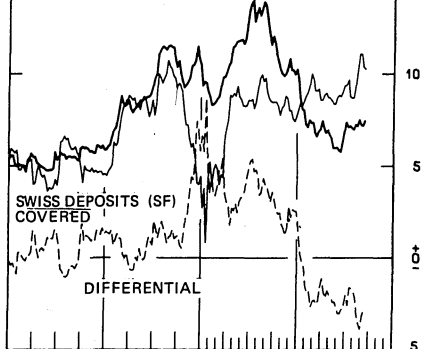


Chart 9
LONG-TERM GOVERNMENT BOND YIELDS
 WEEKLY SERIES

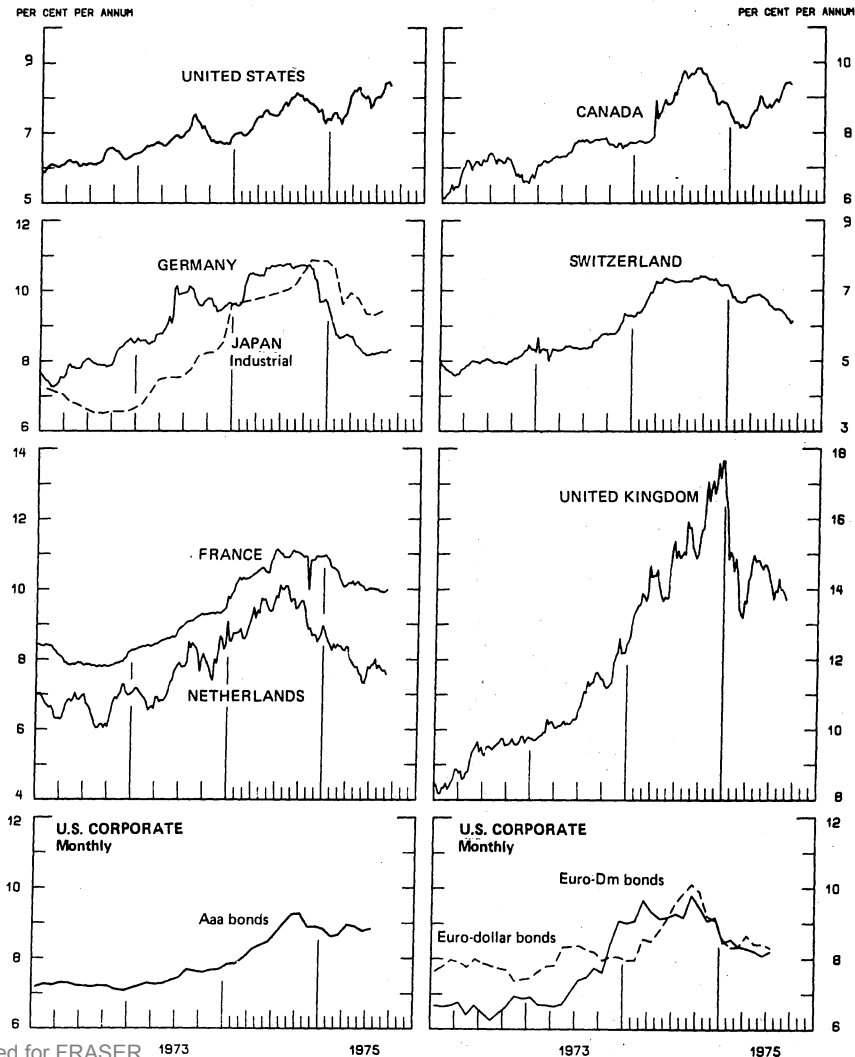
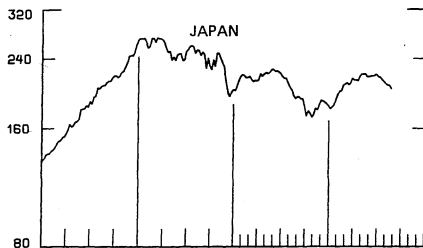
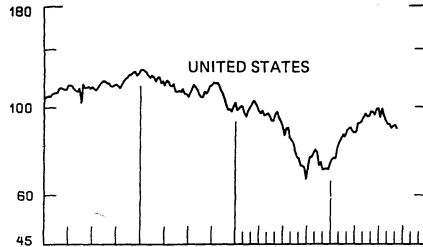
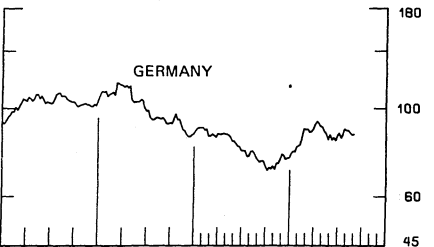
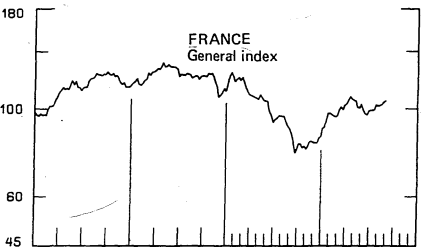
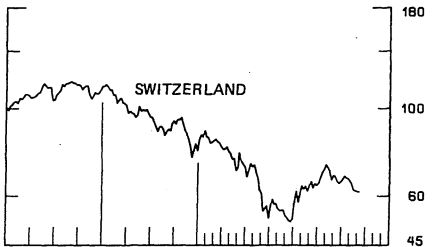
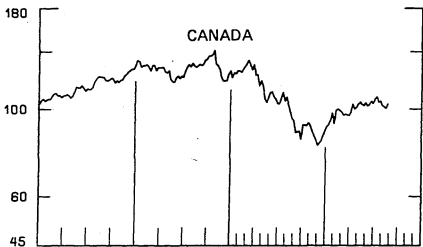
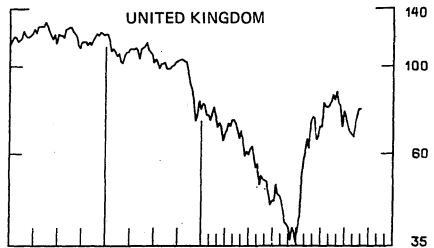


Chart 10
INDUSTRIAL STOCK INDEXES
WEEKLY SERIES

RATIO SCALE
1969=100



RATIO SCALE
1969=100



SERIES NAME

LAST VALUE PLOTTED
DATE VALUE

CHART 1. SPOT EXCHANGE RATES

U.S. DOLLAR, WEIGHTED AVERAGE	SEPT. 17	85.64
JAPANESE YEN	SEPT. 17	120.76
GERMAN MARK	SEPT. 17	140.44
DUTCH GUILDER	SEPT. 17	135.40
U.K. POUND	SEPT. 17	87.45
CANADIAN DOLLAR	SEPT. 17	105.31
FRENCH FRANC	SEPT. 17	125.19
SWISS FRANC	SEPT. 17	161.65
BELGIAN FRANC	SEPT. 17	128.31
ITALIAN LIRA	SEPT. 17	92.62

CHART 2. 3-MONTH FORWARD EXCHANGE RATES

CANADIAN DOLLAR	SEPT. 17	-1.47
U.K. POUND	SEPT. 17	-3.25
GERMAN MARK	SEPT. 17	3.98
FRENCH FRANC	SEPT. 17	-0.48
SWISS FRANC	SEPT. 17	4.75
DUTCH GUILDER	SEPT. 17	3.93
JAPANESE YEN	SEPT. 17	-1.80

CHART 3. GOLD PRICE IN LONDON

U.S. DOLLAR PER FINE OUNCE	SEPT. 17	146.78
----------------------------	----------	--------

CHART 4. CALL MONEY RATES

U.S. FEDERAL FUNDS	SEPT. 17	6.28
OVERNIGHT EURO-DOLLAR DEPOSITS	SEPT. 17	6.36
U.K. 2-DAY LOCAL AUTHORITY DEPOSITS	SEPT. 12	9.94
CANADA	AUG. 29	7.75
GERMANY	SEPT. 12	3.60
EURO-DM	SEPT. 12	4.25
JAPAN	SEPT. 12	9.50
FRANCE	SEPT. 12	7.00
NETHERLANDS	SEPT. 5	1.13
EURO-SWISS FRANC	SEPT. 12	1.21

CHART 5. 3-MONTH INTEREST RATES

U.S. CD'S (60-89 DAYS)	SEPT. 17	6.50
GERMAN INTERBANK LOAN	SEPT. 17	3.80
JAPANESE COMPOSITE LOAN	AUG. 1	9.11
EURO-DOLLAR DEPOSIT	SEPT. 17	7.44
CANADIAN FINANCE COMPANY PAPER	SEPT. 17	9.02
INTERBANK STERLING	SEPT. 17	10.45
SWISS DEPOSIT	SEPT. 17	5.50

SERIES NAME	LAST VALUE PLOTTED DATE	VALUE
CHART 6. EURO-DOLLAR DEPOSIT RATES: LONDON		
OVERNIGHT	SEPT. 17	6.36
7-DAY	SEPT. 17	6.49
1-MONTH	SEPT. 17	6.81
3-MONTH	SEPT. 17	7.44
6-MONTH	SEPT. 17	8.46
1-YEAR	SEPT. 17	8.71
CHART 7. SELECTED EURO-DOLLAR AND U.S. MONEY MARKET RATES		
OVERNIGHT EURO-DOLLAR DEPOSITS	SEPT. 17	6.36
U.S. FEDERAL FUNDS	SEPT. 17	6.28
DIFFERENTIAL ADJ. FOR RESERVE REQUIREMENTS	SEPT. 17	0.35
3-MONTH EURO-DOLLAR DEPOSIT RATE	SEPT. 17	7.44
U.S. CD'S (60-89 DAYS)	SEPT. 17	6.50
DIFFERENTIAL ADJ. FOR RESERVE REQUIREMENTS	SEPT. 17	0.84
CHART 8. INTEREST ARBITRAGE, 3-MONTH FUNDS		
EURO-DOLLAR DEPOSIT	SEPT. 17	7.44
INTERBANK STERLING (LONDON), COVERED	SEPT. 17	7.20
DIFFERENTIAL	SEPT. 17	0.23
U.S. COMMERCIAL PAPER	SEPT. 17	6.80
CANADIAN FINANCE CO. PAPER, COVERED	SEPT. 17	7.55
DIFFERENTIAL	SEPT. 17	-0.75
EURO-DOLLAR DEPOSIT	SEPT. 17	7.44
INTERBANK DM (FRANKFURT), COVERED	SEPT. 17	7.78
DIFFERENTIAL	SEPT. 17	-0.34
EURO-DOLLAR DEPOSIT	SEPT. 17	7.44
SWISS DEPOSIT (SF), COVERED	SEPT. 17	10.25
DIFFERENTIAL	SEPT. 17	-2.82

SERIES NAME

LAST VALUE PLOTTED
DATE VALUE

CHART 9. LONG TERM GOVERNMENT BOND YIELDS

UNITED STATES	SEPT. 12	8.47
GERMANY	SEPT. 5	8.30
JAPAN (MONTHLY)	AUG. 1	9.41
SWITZERLAND	SEPT. 12	6.14
CANADA	AUG. 29	9.39
FRANCE	SEPT. 5	9.98
NETHERLANDS	SEPT. 5	7.57
UNITED KINGDOM	SEPT. 5	13.70

U.S. CORPORATE

AAA BONDS	AUG. 1	8.84
EURO-DM BONDS	AUG. 1	8.42
EURO-DOLLAR BONDS	AUG. 1	8.52

CHART 10. INDUSTRIAL STOCK INDEXES

UNITED STATES	SEPT. 12	88.11
JAPAN	AUG. 29	201.27
CANADA	AUG. 29	102.96
FRANCE	SEPT. 5	104.74
UNITED KINGDOM	SEPT. 5	77.97
SWITZERLAND	SEPT. 12	61.48
GERMANY	SEPT. 5	86.18



FEDERAL RESERVE

statistical release

H.10

SEPTEMBER 22, 1975

FOREIGN EXCHANGE RATES

FOR THE WEEK ENDING SEPTEMBER 19, 1975

The Board of Governors of the Federal Reserve System is advised that the Federal Reserve Bank of New York has certified for customs purposes the following noon buying rate in New York City for cable transfers payable in foreign currencies:

COUNTRY	MONETARY UNIT	(RATE U.S. CENTS)				
		SEP. 15	SEP. 16	SEP. 17	SEP. 18	SEP. 19
AUSTRALIA	DOLLAR	127.5000	127.4500	127.0500	126.8500	126.7000
AUSTRIA	SCHILLING	5.44000	5.43000	5.40000	5.38000	5.37000
BELGIUM	FRANC	2.57650	2.54500	2.53750	2.52950	2.52100
CANADA	DOLLAR	97.3900	97.5200	97.5300	97.7300	97.6100
DENMARK	KRONE	16.5900	16.4800	16.4200	16.3600	16.3400
FINLAND	MARKKA	26.1300	26.1200	26.0000	25.9200	25.8600
FRANCE	FRANC	22.5500	22.4400	22.2700	22.1800	22.1300
GERMANY	D. MARK	38.5000	38.2500	38.0100	37.9700	37.9400
INDIA	RUPEE	11.3500	11.3500	11.3500	11.3500	11.2000
IRELAND	POUND	210.5500	209.0500	208.1000	207.8500	208.0000
ITALY	LIRA	0.14840	0.14770	0.14750	0.14670	0.14650
JAPAN	YEN	0.33550	0.33550	0.33520	0.33280	0.33160
MALAYSIA	DOLLAR	39.4200	39.3700	39.1500	39.0000	38.9000
MEXICO	PESO	8.0000	8.0000	8.0000	8.0000	8.0000
NETHERLANDS	GUILDER	37.5300	37.2500	37.0700	36.9800	36.9800
NEW ZEALAND	DOLLAR	106.0500	106.0800	106.0800	105.4000	105.2500
NORWAY	KRONE	17.9400	17.8300	17.7700	17.7200	17.7300
PORTUGAL	ESCUDO	3.7300	3.7300	3.6800	3.6900	3.6900
SOUTH AFRICA	RAND	139.7500	139.7500	139.7500	139.7500	139.7500
SPAIN	PESETA	1.6970	1.6955	1.6870	1.6830	1.6835
SRI LANKA	RUPEE	13.4500	13.4500	13.4500	13.4500	13.5000
SWEDEN	KRONA	22.6600	22.4500	22.3000	22.2500	22.2500
SWITZERLAND	FRANC	37.0600	36.8500	36.7200	36.7200	36.7500
UNITED KINGDOM	POUND	210.5500	209.0500	208.1000	207.8500	208.0000

5