

H/3

Stephens

SEP 10 1975

Selected Interest & Exchange Rates

Weekly Series of Charts

SEPTEMBER 2, 1975

**Prepared by the
FINANCIAL MARKETS
SECTION**

**DIVISION OF
INTERNATIONAL FINANCE**

**BOARD OF GOVERNORS
FEDERAL RESERVE SYSTEM
Washington, D.C. 20551**

2

Table of Contents

CHARTS

1. SPOT EXCHANGE RATE INDEXES
2. 3-MONTH FORWARD EXCHANGE RATES
3. GOLD PRICE--LONDON
4. CALL MONEY RATES
5. 3-MONTH INTEREST RATES
6. EURO-DOLLAR DEPOSIT RATES
7. SELECTED EURO-DOLLAR AND U.S. MONEY MARKET RATES
8. INTEREST ARBITRAGE: 3-MONTH FUNDS
9. LONG-TERM GOVERNMENT BOND YIELDS
10. INDUSTRIAL STOCK INDEXES

TABLES

1. LATEST FIGURES PLOTTED
2. DAILY CERTIFIED SPOT EXCHANGE RATES--H.10 RELEASE

SPOT EXCHANGE RATES

DOLLAR PRICES OF FOREIGN CURRENCIES AND WEIGHTED AVERAGE VALUES (DASHED LINE)
AVERAGES FOR WEEK ENDING WEDNESDAY

RATIO SCALE
 MAY 1970 PARITY=100

RATIO SCALE
 MAY 1970 PARITY=100

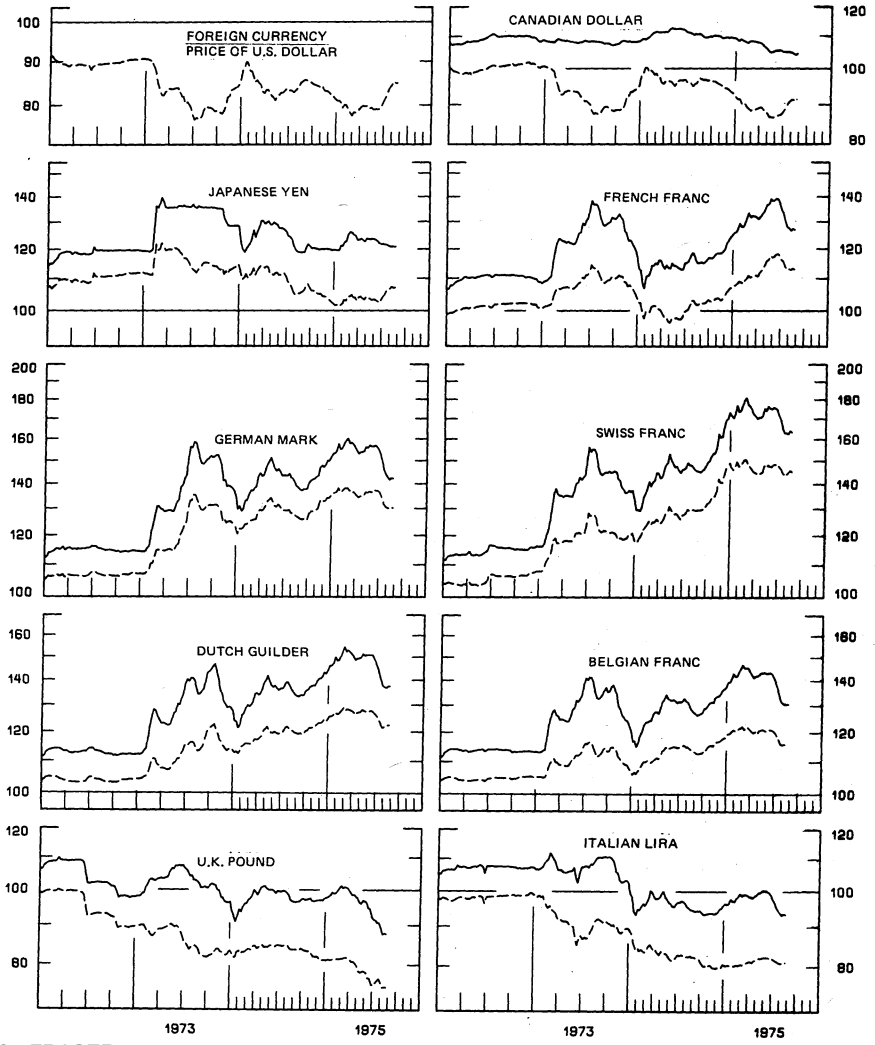


Chart 2
3-MONTH FORWARD EXCHANGE RATES
 PREMIUM (+), OR DISCOUNT (-)
 AVERAGES FOR WEEK ENDING WEDNESDAY

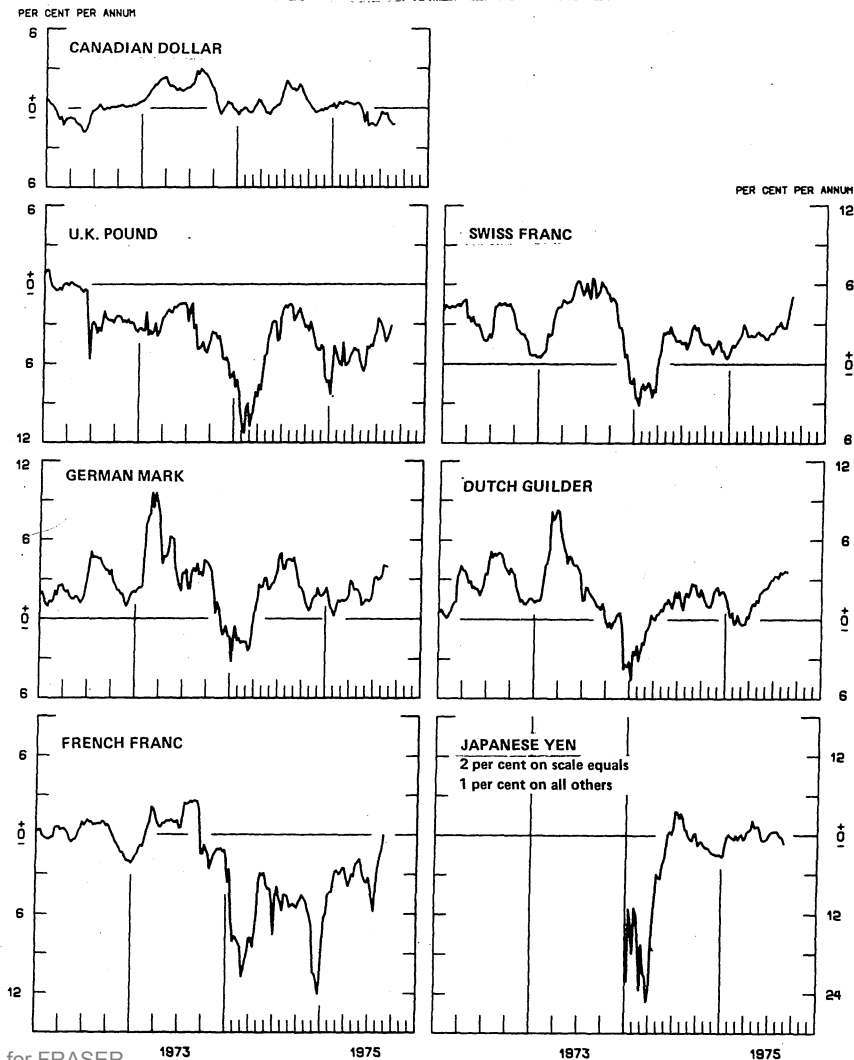


Chart 3
PRICE OF GOLD IN LONDON
AVERAGES FOR WEEK ENDING WEDNESDAY

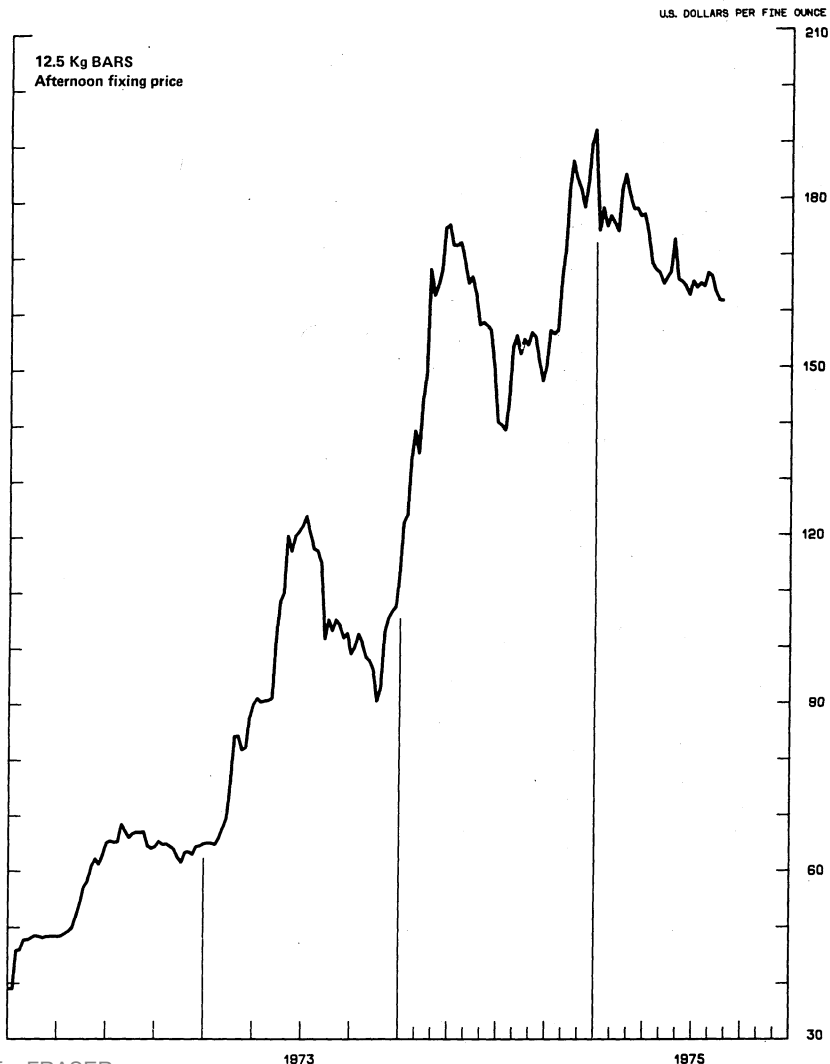


Chart 4
CALL MONEY RATES
 WEEKLY SERIES

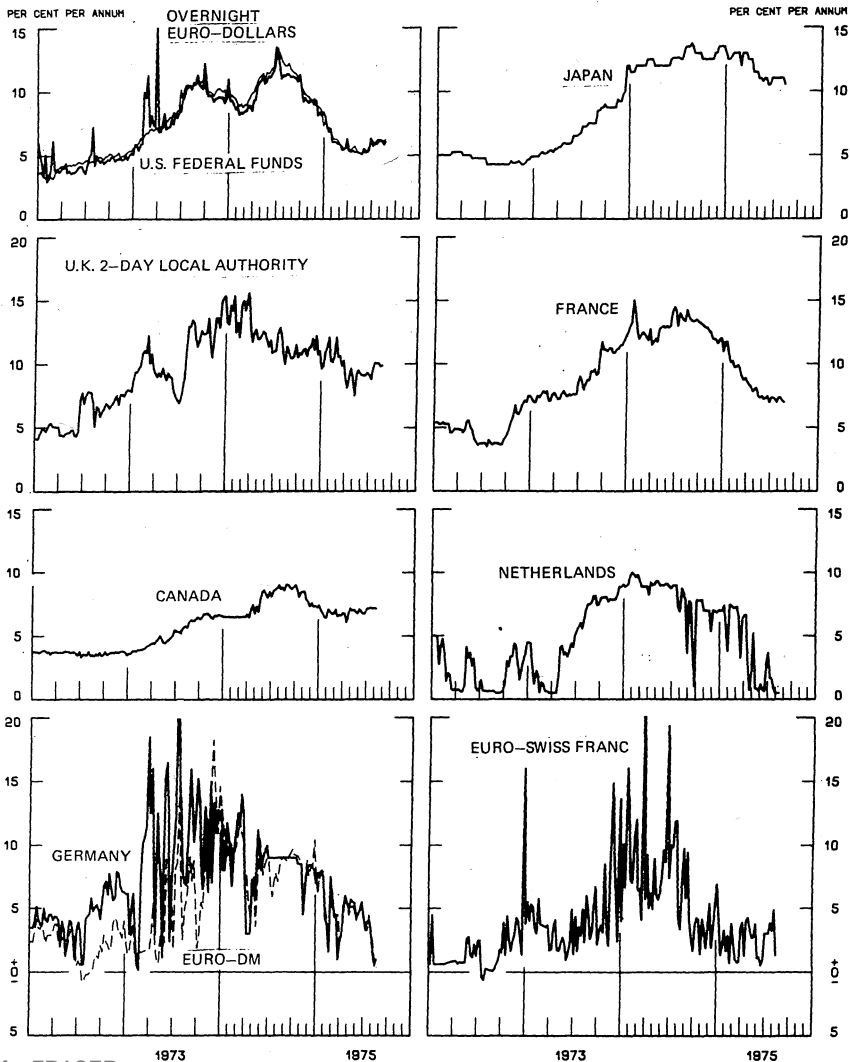


Chart 5
3-MONTH INTEREST RATES
 WEEKLY SERIES

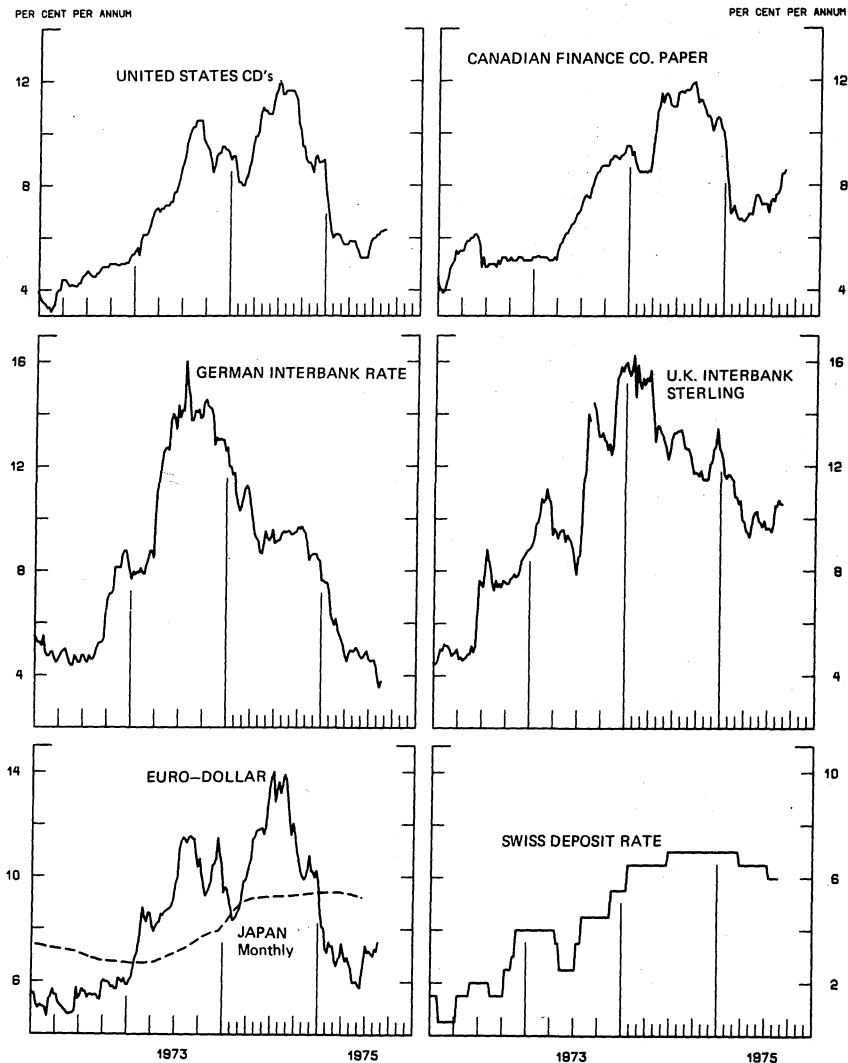


Chart 6
EURO-DOLLAR DEPOSIT RATES London
AVERAGES FOR WEEK ENDING WEDNESDAY

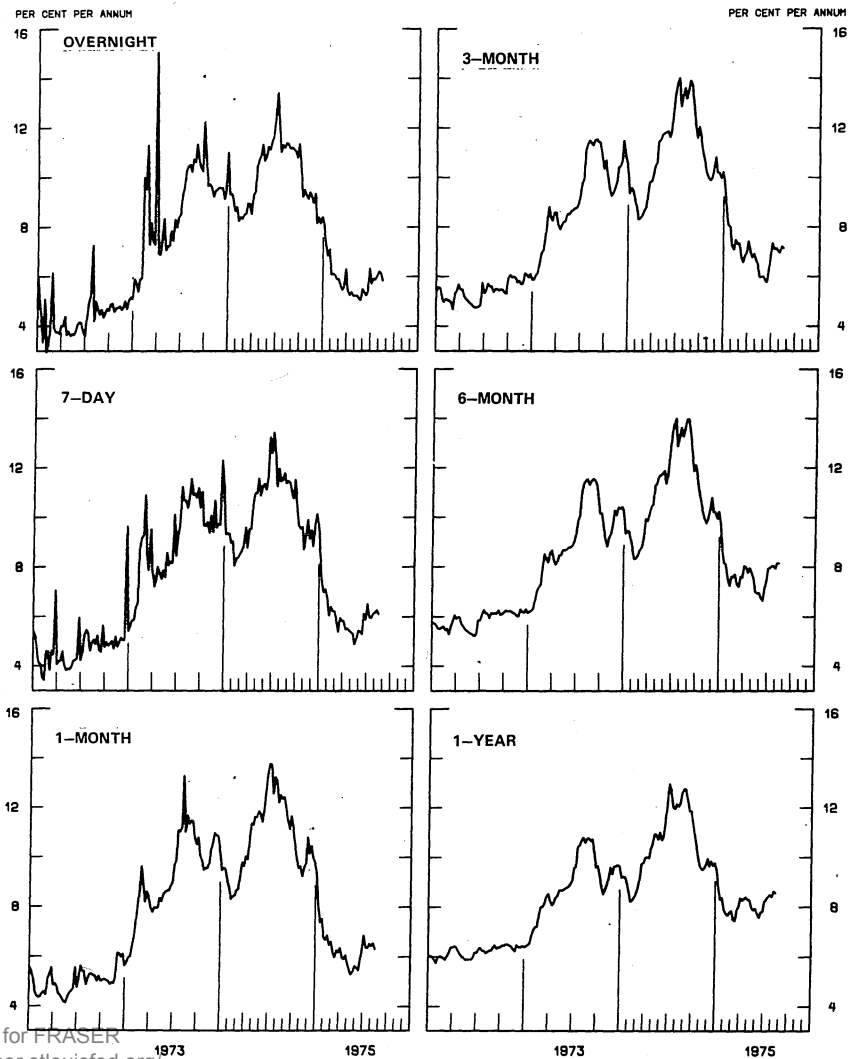
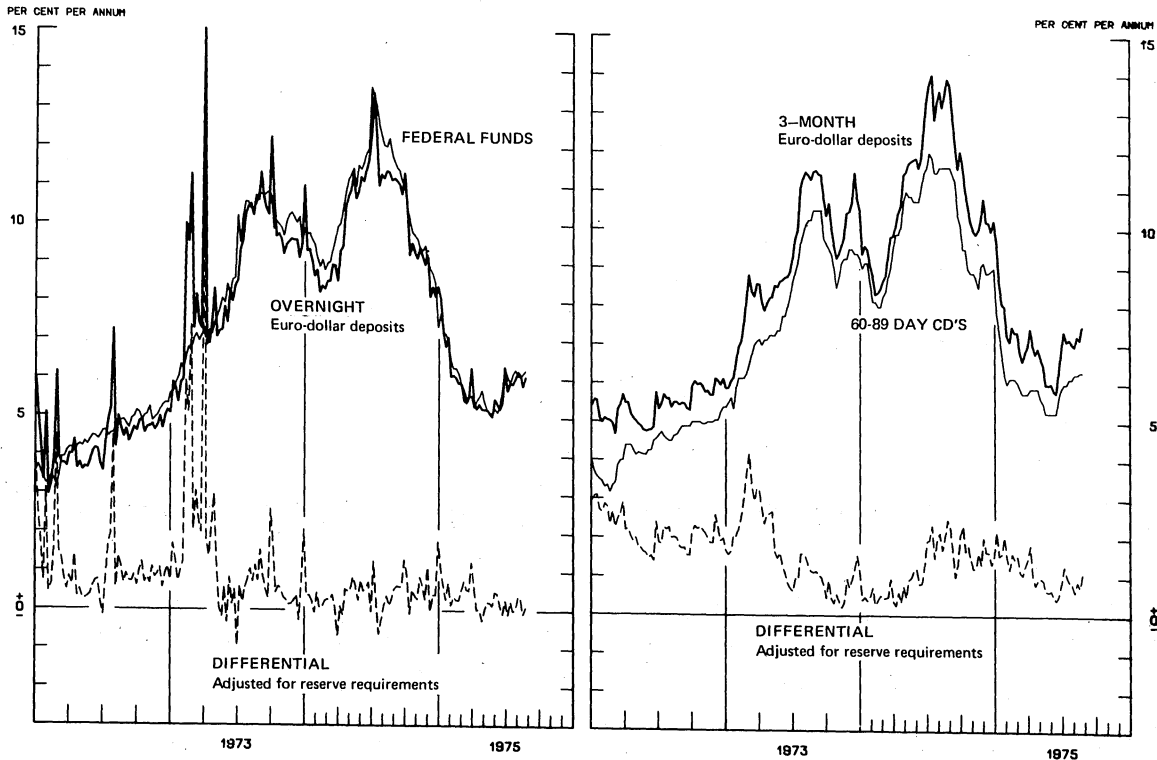


Chart 7
SELECTED EURO-DOLLAR AND U.S. MONEY MARKET RATES
 AVERAGES FOR WEEK ENDING WEDNESDAY



Favors Borrowing in U.S. if Positive

Chart 8

INTEREST ARBITRAGE: 3-MONTH FUNDS

AVERAGES FOR WEEK ENDING WEDNESDAY

DIFFERENTIAL: PLUS (+), INDICATES FAVOR DOLLAR ASSETS

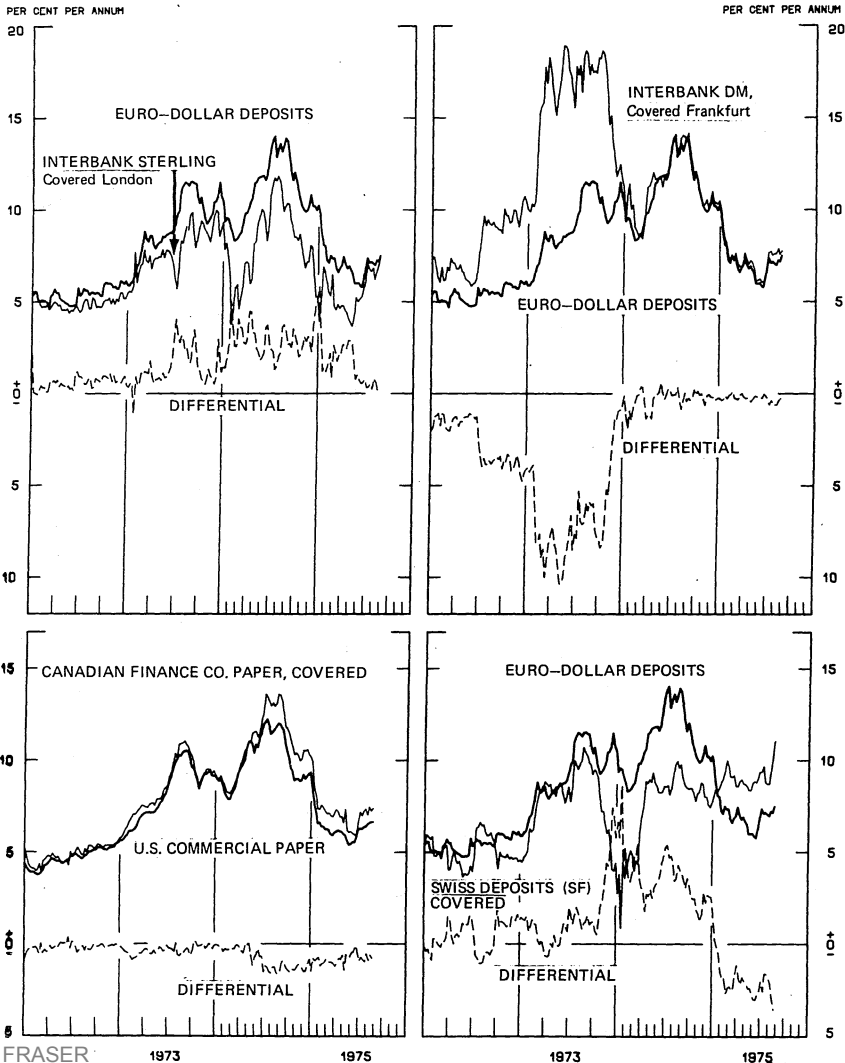


Chart 9
LONG-TERM GOVERNMENT BOND YIELDS
 WEEKLY SERIES

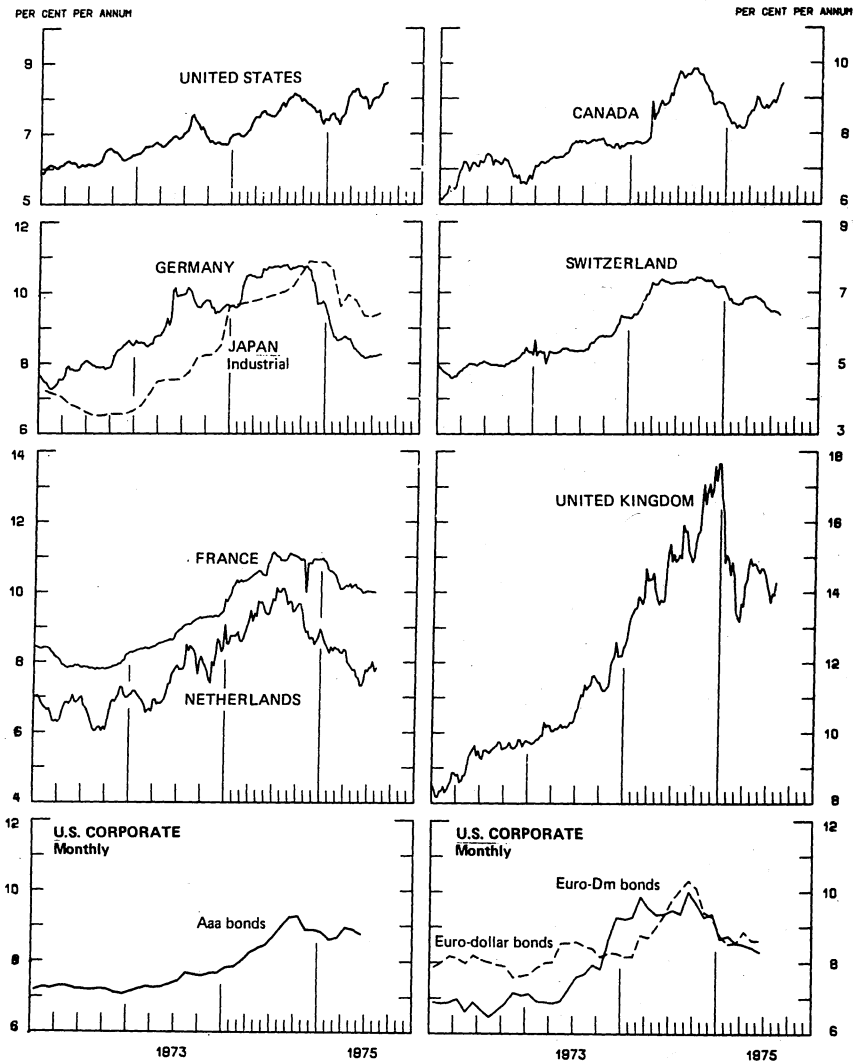
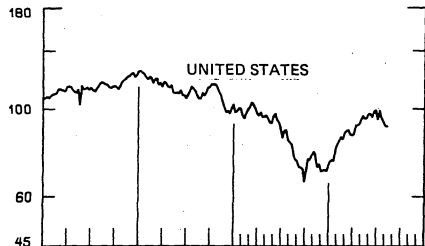
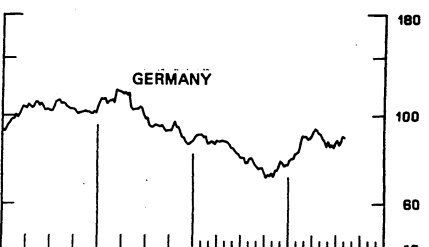
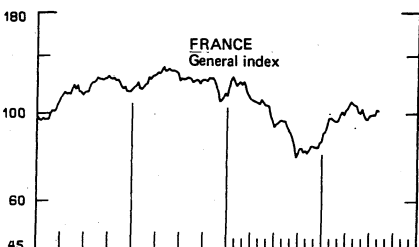
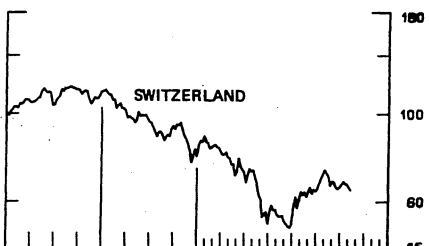
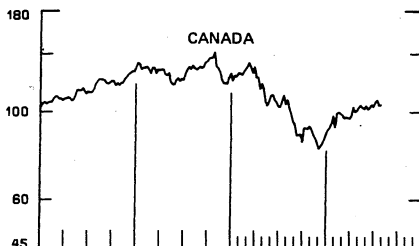
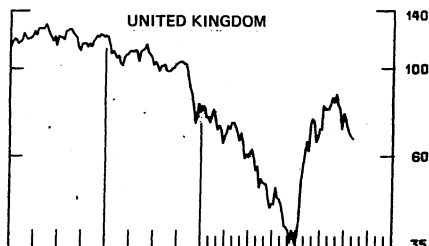
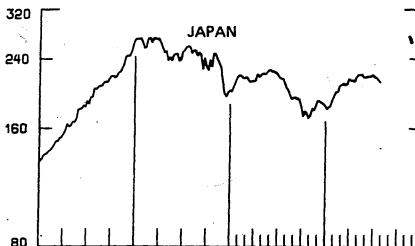


Chart 10
INDUSTRIAL STOCK INDEXES
 WEEKLY SERIES

RATIO SCALE
 1969=100



RATIO SCALE
 1969=100



1973

1975

1973

1975

SERIES NAME

LAST VALUE PLOTTED
DATE VALUE

CHART 1. SPOT EXCHANGE RATES

U.S. DOLLAR, WEIGHTED AVERAGE	AUG. 27	84.95
JAPANESE YEN	AUG. 27	120.80
GERMAN MARK	AUG. 27	142.24
DUTCH GUILDER	AUG. 27	137.35
U.K. POUND	AUG. 27	87.85
CANADIAN DOLLAR	AUG. 27	104.44
FRENCH FRANC	AUG. 27	126.93
SWISS FRANC	AUG. 27	163.29
BELGIAN FRANC	AUG. 27	130.63
ITALIAN LIRA	AUG. 27	93.40

CHART 2. 3-MONTH FORWARD EXCHANGE RATES

CANADIAN DOLLAR	AUG. 27	-1.19
U.K. POUND	AUG. 27	-3.11
GERMAN MARK	AUG. 27	3.97
FRENCH FRANC	AUG. 27	0.00
SWISS FRANC	AUG. 27	5.06
DUTCH GUILDER	AUG. 27	3.55
JAPANESE YEN	AUG. 27	-1.31

CHART 3. GOLD PRICE IN LONDON

U.S. DOLLAR PER FINE OUNCE	AUG. 27	161.77
----------------------------	---------	--------

CHART 4. CALL MONEY RATES

U.S. FEDERAL FUNDS	AUG. 27	6.23
OVERNIGHT EURO-DOLLAR DEPOSITS	AUG. 27	6.07
U.K. 2-DAY LOCAL AUTHORITY DEPOSITS	AUG. 22	9.88
CANADA	AUG. 8	7.13
GERMANY	AUG. 22	1.00
EURO-DM	AUG. 22	0.40
JAPAN	AUG. 15	10.50
FRANCE	AUG. 22	7.60
NETHERLANDS	AUG. 15	0.50
EURO-SWISS FRANC	AUG. 15	1.31

CHART 5. 3-MONTH INTEREST RATES

U.S. CD'S (60-89 DAYS)	AUG. 27	6.31
GERMAN INTERBANK LOAN	AUG. 27	3.78
JAPANESE COMPOSITE LOAN	JUNE 27	9.20
EURO-DOLLAR DEPOSIT	AUG. 27	7.50
CANADIAN FINANCE COMPANY PAPER	AUG. 27	8.57
INTERBANK STERLING	AUG. 27	10.55
SWISS DEPOSIT	AUG. 27	6.00

SERIES NAME	LAST VALUE PLOTTED DATE	VALUE
CHART 6. EURO-DOLLAR DEPOSIT RATES: LONDON		
OVERNIGHT	AUG. 27	6.07
7-DAY	AUG. 27	6.22
1-MONTH	AUG. 27	6.47
3-MONTH	AUG. 27	7.50
6-MONTH	AUG. 27	8.42
1-YEAR	AUG. 27	8.75
CHART 7. SELECTED EURO-DOLLAR AND U.S. MONEY MARKET RATES		
OVERNIGHT EURO-DOLLAR DEPOSITS	AUG. 27	6.07
U.S. FEDERAL FUNDS	AUG. 27	6.23
DIFFERENTIAL ADJ. FOR RESERVE REQUIREMENTS	AUG. 27	0.09
3-MONTH EURO-DOLLAR DEPOSIT RATE	AUG. 27	7.50
U.S. CD'S (60-89 DAYS)	AUG. 27	6.31
DIFFERENTIAL ADJ. FOR RESERVE REQUIREMENTS	AUG. 27	1.10
CHART 8. INTEREST ARBITRAGE, 3-MONTH FUNDS		
EURO-DOLLAR DEPOSIT	AUG. 27	7.50
INTERBANK STERLING (LONDON), COVERED	AUG. 27	7.43
DIFFERENTIAL	AUG. 27	0.07
U.S. COMMERCIAL PAPER	AUG. 27	6.63
CANADIAN FINANCE CO. PAPER, COVERED	AUG. 27	7.39
DIFFERENTIAL	AUG. 27	-0.76
EURO-DOLLAR DEPOSIT	AUG. 27	7.50
INTERBANK DM (FRANKFURT), COVERED	AUG. 27	7.75
DIFFERENTIAL	AUG. 27	-0.25
EURO-DOLLAR DEPOSIT	AUG. 27	7.50
SWISS DEPOSIT (SF), COVERED	AUG. 27	11.06
DIFFERENTIAL	AUG. 27	-3.56

SERIES NAME

LAST VALUE PLOTTED
DATE VALUE

CHART 9. LONG TERM GOVERNMENT BOND YIELDS

UNITED STATES	AUG. 22	8.45
GERMANY	AUG. 15	8.24
JAPAN (MONTHLY)	AUG. 1	9.41
SWITZERLAND	AUG. 15	6.32
CANADA	AUG. 8	9.42
FRANCE	AUG. 15	9.94
NETHERLANDS	AUG. 15	7.74
UNITED KINGDOM	AUG. 15	14.00

U.S. CORPORATE

AAA BONDS	AUG. 1	8.84
EURO-DM BONDS	AUG. 1	8.42
EURO-DOLLAR BONDS	AUG. 1	8.52

CHART 10. INDUSTRIAL STOCK INDEXES

UNITED STATES	AUG. 22	88.37
JAPAN	AUG. 15	205.57
CANADA	AUG. 1	104.49
FRANCE	AUG. 15	102.02
UNITED KINGDOM	AUG. 15	69.72
SWITZERLAND	AUG. 22	62.20
GERMANY	AUG. 15	88.14



FEDERAL RESERVE

statistical release

FOREIGN EXCHANGE RATES

H-10

AUGUST 29, 1975

The Board of Governors of the Federal Reserve System is advised that the Federal Reserve Bank of New York has certified for customs purposes the following noon buying rate in New York City for cable transfers payable in foreign currencies:

COUNTRY	MONETARY UNIT	(RATE U.S. CENTS)				
		AUG. 25	AUG. 26	AUG. 27	AUG. 28	AUG. 29
AUSTRALIA	DOLLAR	127.7000	127.6000	127.7000	127.7000	127.7000
AUSTRIA	SCHILLING	5.50000	5.47000	5.50000	5.49000	5.48000
BELGIUM	FRANC	2.61300	2.61200	2.61000	2.60650	2.60150
CANADA	DOLLAR	96.8200	96.5600	96.6300	96.7600	96.8600
DENMARK	KRONE	16.7600	16.7200	16.7400	16.7200	16.7300
FINLAND	MARKKA	26.4500	26.3400	26.4200	26.4100	26.3700
FRANCE	FRANC	22.7900	22.8300	22.8200	22.7800	22.7400
GERMANY	D. MARK	38.7500	38.8400	38.7900	38.7500	38.7400
INDIA	RUPEE	11.3000	11.3000	11.3000	11.3000	11.2000
IRELAND	POUND	210.5500	210.9000	211.0500	210.9500	211.0000
ITALY	LIRA	0.14960	0.14970	0.14970	0.14970	0.14970
JAPAN	YEN	0.33550	0.33540	0.33560	0.33550	0.33560
MALAYSIA	DOLLAR	39.7800	39.6100	39.7700	39.7700	39.7600
MEXICO	PESO	8.0000	8.0000	8.0000	8.0000	8.0000
NETHERLANDS	GUILDER	37.8400	37.9800	37.9000	37.8700	37.8700
NEW ZEALAND	DOLLAR	106.1000	106.1000	106.2500	106.2500	106.2000
NORWAY	KRONE	18.2300	18.2600	18.2200	18.1900	18.0700
PORTUGAL	ESCUDO	3.7700	3.7600	3.7500	3.7600	3.7600
SOUTH AFRICA	RAND	139.7500	139.7500	139.7500	139.7500	139.7000
SPAIN	PESETA	1.7130	1.7095	1.7125	1.7130	1.7130
SRI LANKA	RUPEE	13.5000	13.5000	13.5000	13.5000	13.5000
SWEDEN	KRONA	22.9900	23.0200	22.9900	22.9300	22.8900
SWITZERLAND	FRANC	37.2500	37.3200	37.3600	37.2900	37.2500
UNITED KINGDOM	POUND	210.5500	210.9000	211.0500	210.9500	211.0000