

Sample
1.

H.13



Selected Interest & Exchange Rates

Weekly Series of Charts

JULY 21, 1975

**Prepared by the
FINANCIAL MARKETS
SECTION**

**DIVISION OF
INTERNATIONAL FINANCE**

**BOARD OF GOVERNORS
FEDERAL RESERVE SYSTEM
Washington, D. C. 20551**

2

Table of Contents

CHARTS

1. SPOT EXCHANGE RATE INDEXES
2. 3-MONTH FORWARD EXCHANGE RATES
3. GOLD PRICE--LONDON
4. CALL MONEY RATES
5. 3-MONTH INTEREST RATES
6. EURO-DOLLAR DEPOSIT RATES
7. SELECTED EURO-DOLLAR AND U.S. MONEY MARKET RATES
8. INTEREST ARBITRAGE: 3-MONTH FUNDS
9. LONG-TERM GOVERNMENT BOND YIELDS
10. INDUSTRIAL STOCK INDEXES

TABLES

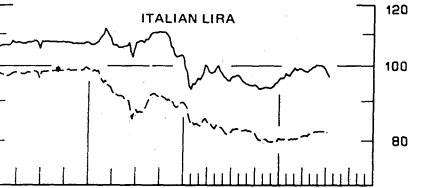
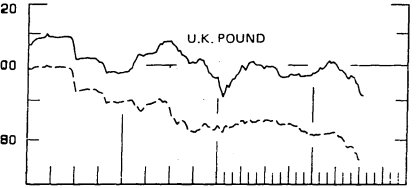
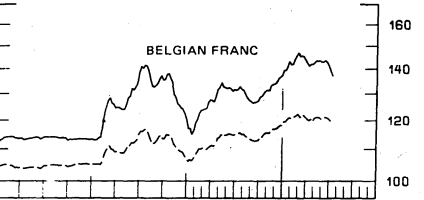
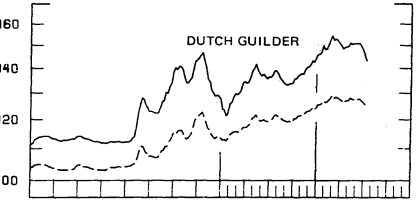
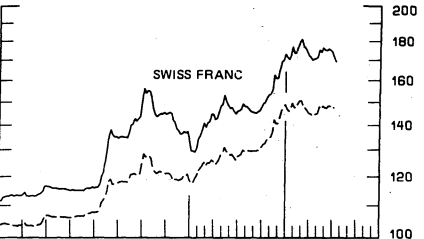
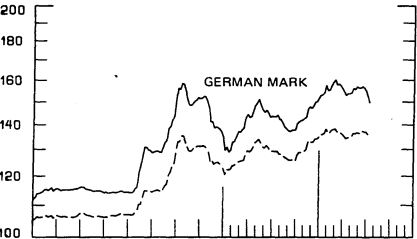
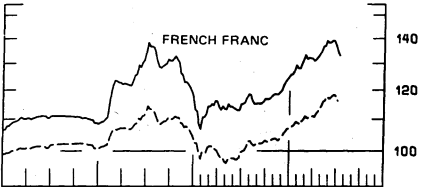
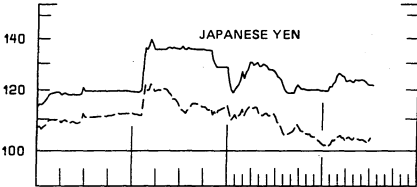
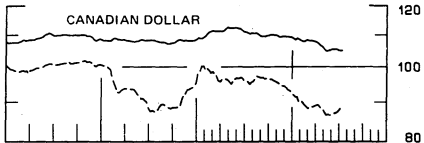
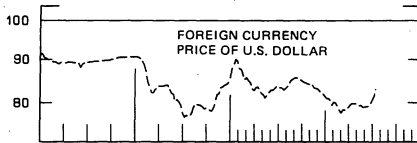
1. LATEST FIGURES PLOTTED
2. DAILY CERTIFIED SPOT EXCHANGE RATES--H.10 RELEASE

Chart 1 SPOT EXCHANGE RATES

DOLLAR PRICES OF FOREIGN CURRENCIES AND WEIGHTED AVERAGE VALUES (DASHED LINE)
AVERAGES FOR WEEK ENDING WEDNESDAY

RATIO SCALE
MAY 1970 PARITY=100

RATIO SCALE
MAY 1970 PARITY=100



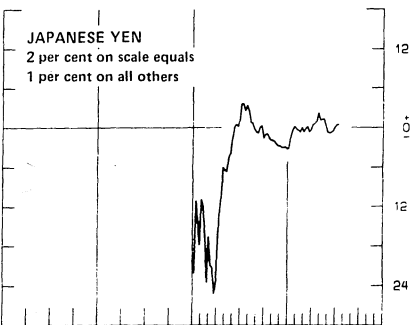
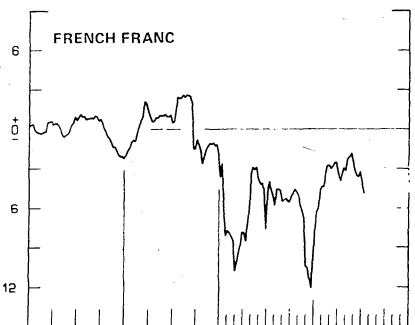
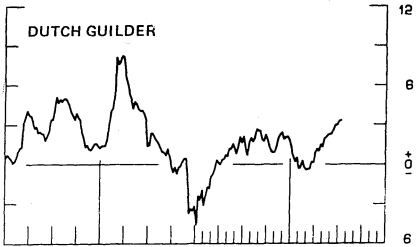
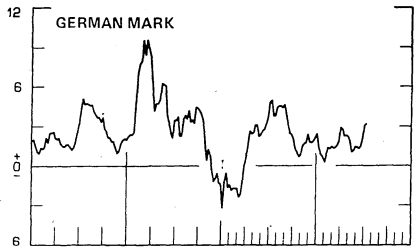
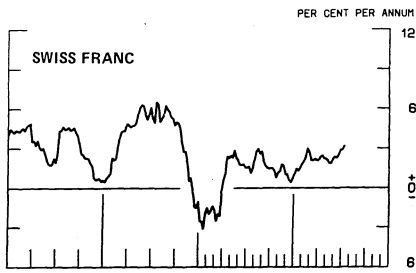
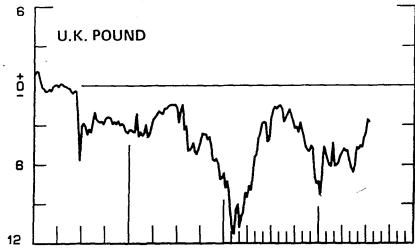
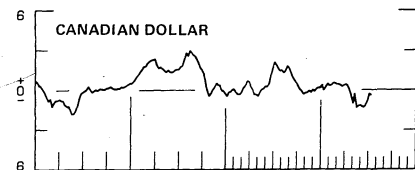
1973 1975

1973 1975

4

Chart 2
3-MONTH FORWARD EXCHANGE RATES
PREMIUM (+), OR DISCOUNT (-)
AVERAGES FOR WEEK ENDING WEDNESDAY

PER CENT PER ANNUM



1973

1975

1973

1975

5

Chart 3
PRICE OF GOLD IN LONDON
AVERAGES FOR WEEK ENDING WEDNESDAY

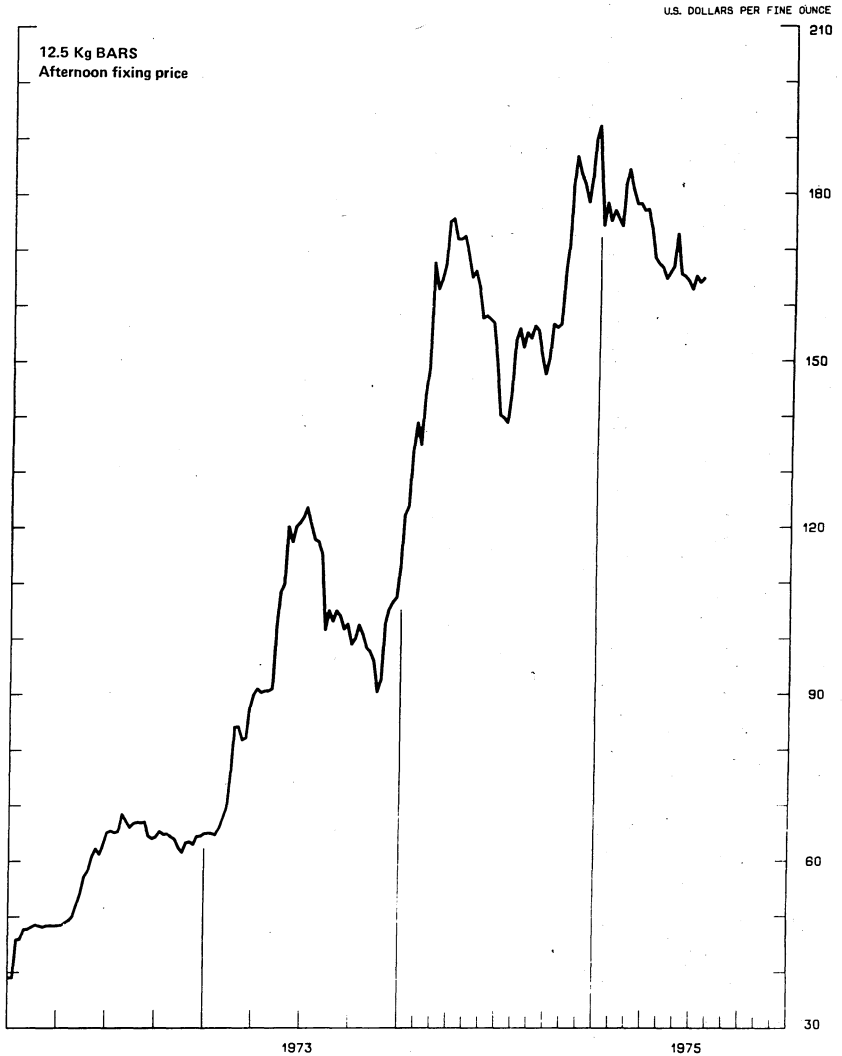
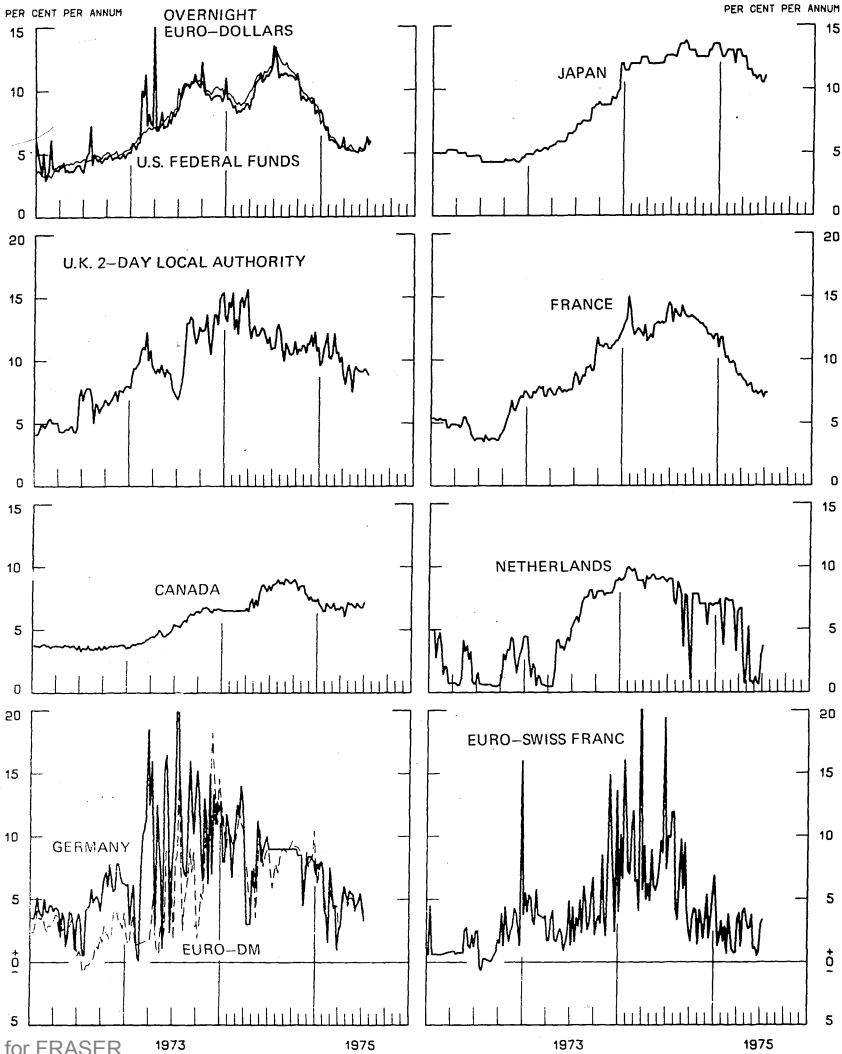
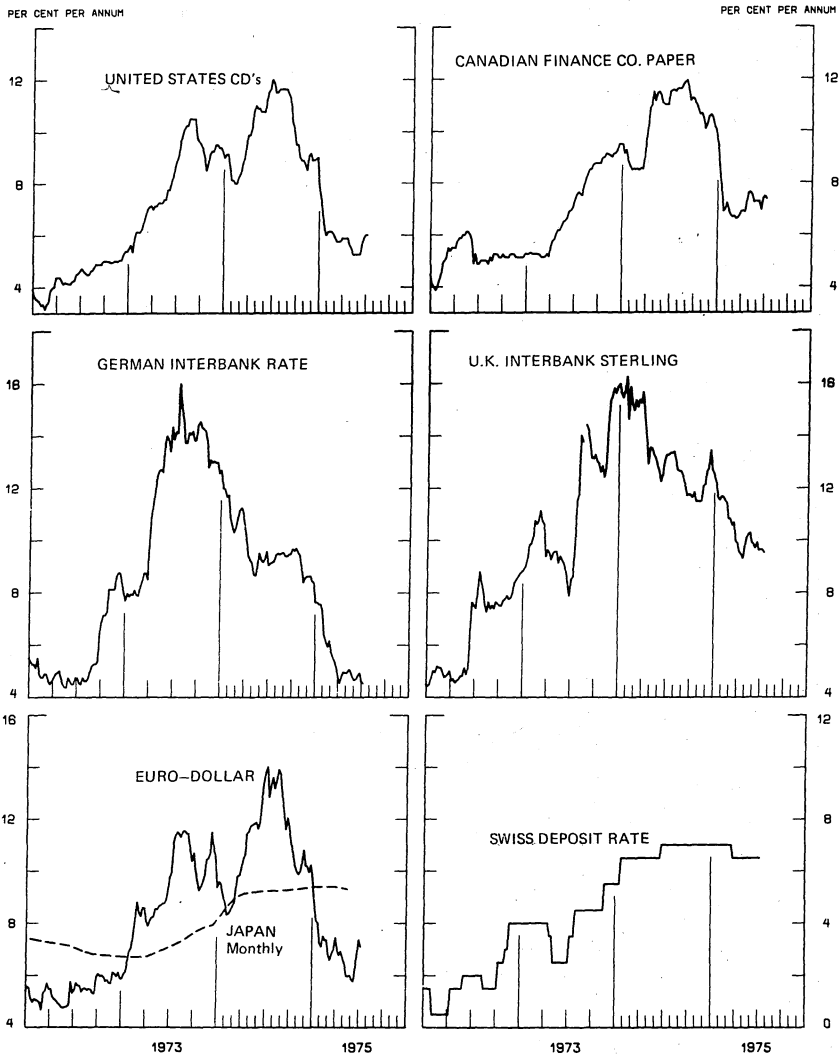


Chart 4
CALL MONEY RATES
 WEEKLY SERIES



7

Chart 5
3-MONTH INTEREST RATES
 WEEKLY SERIES



8

Chart 6
EURO-DOLLAR DEPOSIT RATES London
AVERAGES FOR WEEK ENDING WEDNESDAY

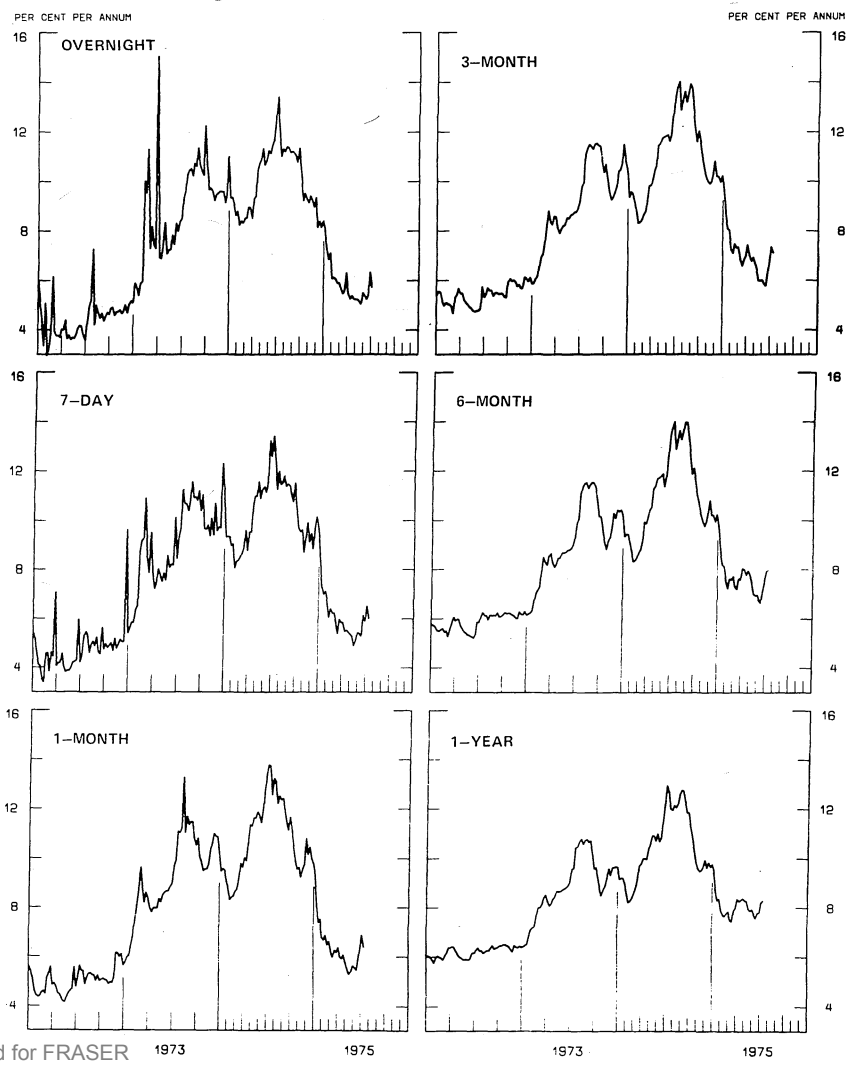
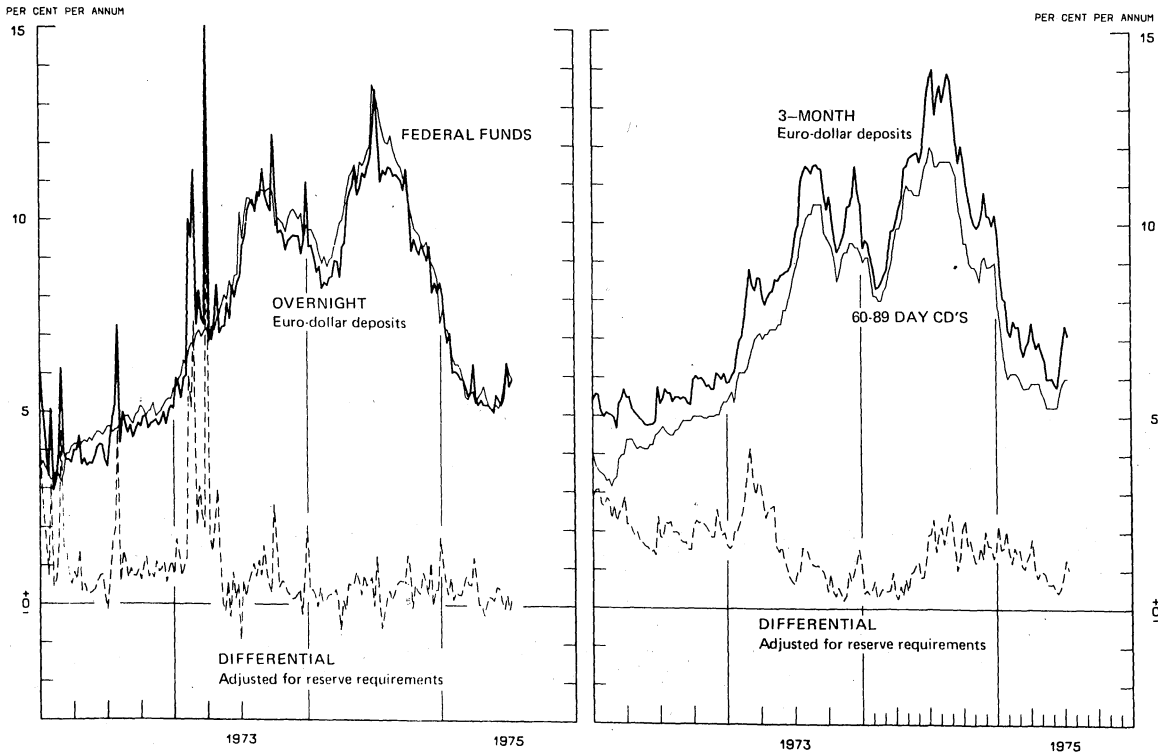


Chart 7
SELECTED EURO-DOLLAR AND U.S. MONEY MARKET RATES
 AVERAGES FOR WEEK ENDING WEDNESDAY



Favors Borrowing in U.S. if Positive

9

10

Chart 8

INTEREST ARBITRAGE: 3-MONTH FUNDS

AVERAGES FOR WEEK ENDING WEDNESDAY

DIFFERENTIAL: PLUS (+), INDICATES FAVOR DOLLAR ASSETS

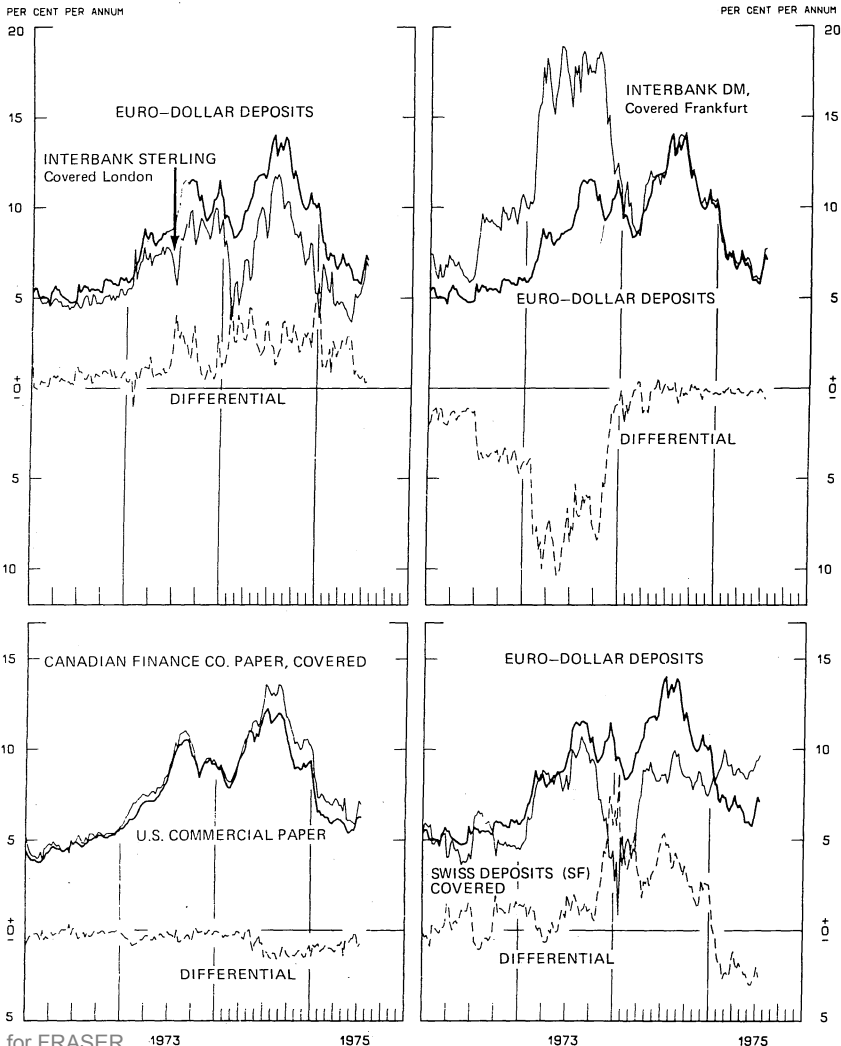
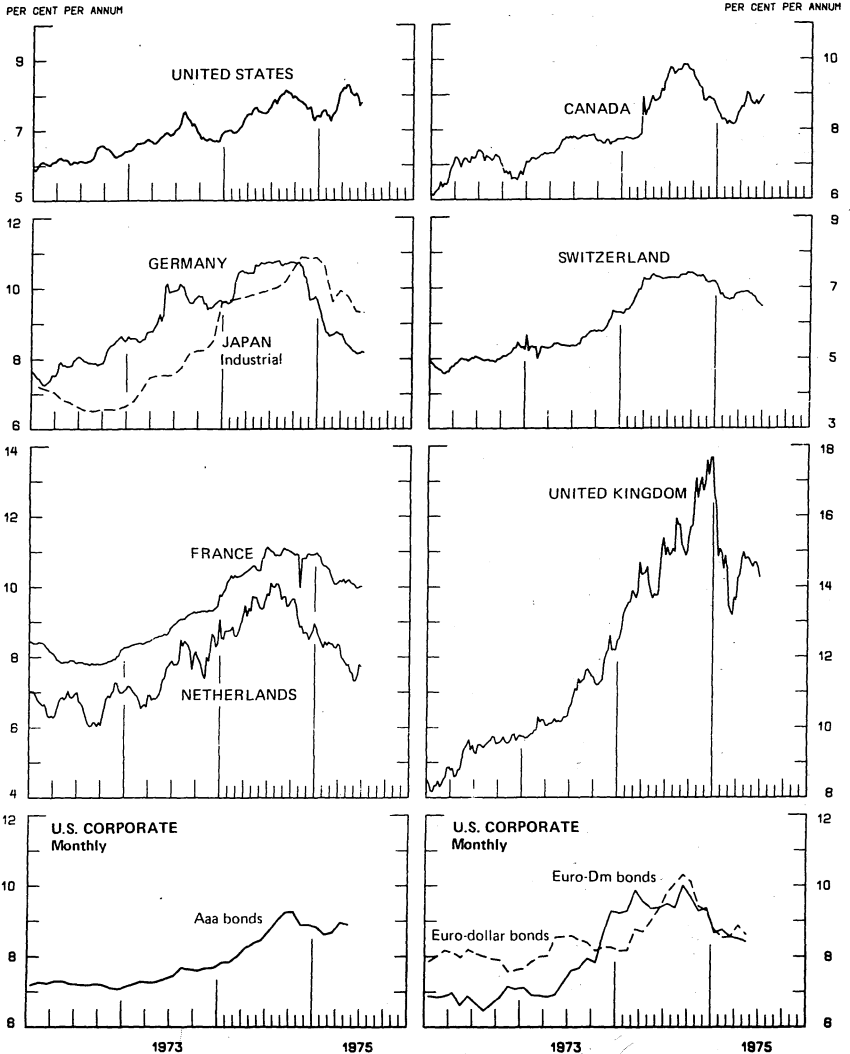


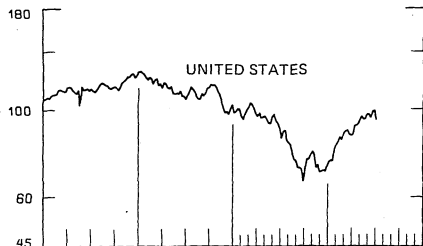
Chart 9
LONG-TERM GOVERNMENT BOND YIELDS
 WEEKLY SERIES



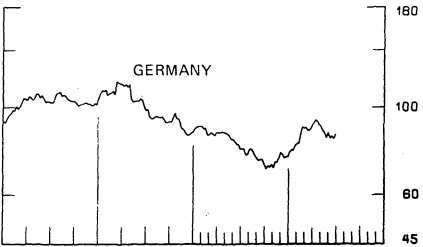
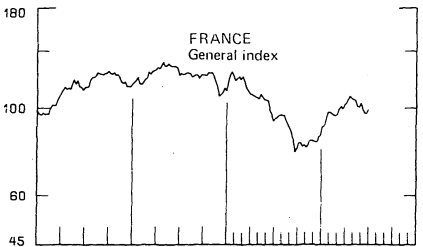
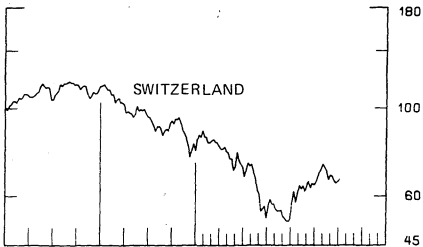
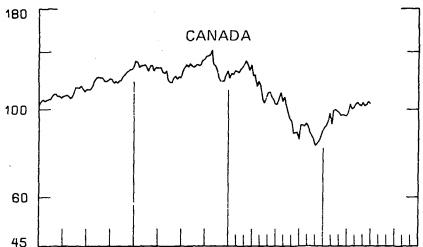
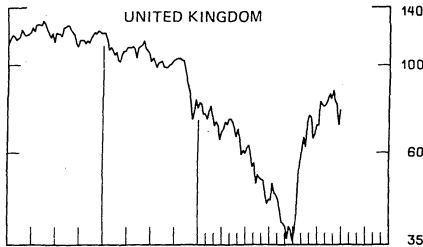
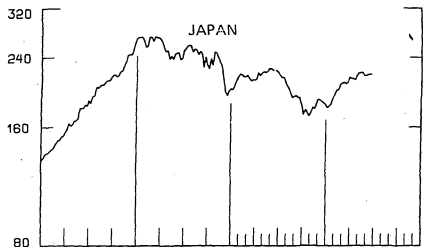
12

Chart 10
INDUSTRIAL STOCK INDEXES
WEEKLY SERIES

RATIO SCALE
1969=100



RATIO SCALE
1969=100



1973

1975

1973

1975

SERIES NAME

LAST VALUE PLOTTED
DATE VALUE

CHART 1. SPOT EXCHANGE RATES

| | | |
|-------------------------------|---------|--------|
| U.S. DOLLAR, WEIGHTED AVERAGE | JULY 16 | 82.01 |
| JAPANESE YEN | JULY 16 | 121.63 |
| GERMAN MARK | JULY 16 | 149.66 |
| DUTCH GUILDER | JULY 16 | 143.33 |
| U.K. POUND | JULY 16 | 91.31 |
| CANADIAN DOLLAR | JULY 16 | 104.96 |
| FRENCH FRANC | JULY 16 | 133.07 |
| SWISS FRANC | JULY 16 | 169.20 |
| BELGIAN FRANC | JULY 16 | 137.07 |
| ITALIAN LIRA | JULY 16 | 96.79 |

CHART 2. 3-MONTH FORWARD EXCHANGE RATES

| | | |
|-----------------|---------|-------|
| CANADIAN DOLLAR | JULY 16 | -0.41 |
| U.K. POUND | JULY 16 | -2.76 |
| GERMAN MARK | JULY 16 | 3.18 |
| FRENCH FRANC | JULY 16 | -4.86 |
| SWISS FRANC | JULY 16 | 3.17 |
| DUTCH GUILDER | JULY 16 | 3.29 |
| JAPANESE YEN | JULY 16 | 0.51 |

CHART 3. GOLD PRICE IN LONDON

| | | |
|----------------------------|---------|--------|
| U.S. DOLLAR PER FINE OUNCE | JULY 16 | 164.86 |
|----------------------------|---------|--------|

CHART 4. CALL MONEY RATES

| | | |
|-------------------------------------|---------|-------|
| U.S. FEDERAL FUNDS | JULY 16 | 5.93 |
| OVERNIGHT EURO-DOLLAR DEPOSITS | JULY 16 | 5.91 |
| U.K. 2-DAY LOCAL AUTHORITY DEPOSITS | JULY 11 | 8.81 |
| CANADA | JULY 4 | 7.13 |
| GERMANY | JULY 11 | 3.30 |
| EURO-DM | JULY 11 | 3.82 |
| JAPAN | JUNE 27 | 11.00 |
| FRANCE | JULY 11 | 7.38 |
| NETHERLANDS | JULY 4 | 3.68 |
| EURO-SWISS FRANC | JULY 11 | 3.35 |

CHART 5. 3-MONTH INTEREST RATES

| | | |
|--------------------------------|---------|------|
| U.S. CD'S (60-89 DAYS) | JULY 16 | 6.00 |
| GERMAN INTERBANK LOAN | JULY 16 | 4.54 |
| JAPANESE COMPOSITE LOAN | MAY 30 | 9.30 |
| EURO-DOLLAR DEPOSIT | JULY 16 | 7.11 |
| CANADIAN FINANCE COMPANY PAPER | JULY 16 | 7.38 |
| INTERBANK STERLING | JULY 16 | 9.51 |
| SWISS DEPOSIT | JULY 16 | 6.50 |

14

SERIES NAME

LAST VALUE PLOTTED,
DATE VALUE

CHART 6. EURO-DOLLAR DEPOSIT RATES: LONDON

| | | |
|-----------|---------|------|
| OVERNIGHT | JULY 16 | 5.91 |
| 7-DAY | JULY 16 | 5.99 |
| 1-MONTH | JULY 16 | 6.38 |
| 3-MONTH | JULY 16 | 7.11 |
| 6-MONTH | JULY 16 | 7.98 |
| 1-YEAR | JULY 16 | 8.30 |

CHART 7. SELECTED EURO-DOLLAR AND U.S. MONEY MARKET RATES

| | | |
|--|---------|------|
| OVERNIGHT EURO-DOLLAR DEPOSITS | JULY 16 | 5.91 |
| U.S. FEDERAL FUNDS | JULY 16 | 5.93 |
| DIFFERENTIAL ADJ. FOR RESERVE REQUIREMENTS | JULY 16 | 0.23 |
| 3-MONTH EURO-DOLLAR DEPOSIT RATE | JULY 16 | 7.11 |
| U.S. CD'S (60-89 DAYS) | JULY 16 | 6.00 |
| DIFFERENTIAL ADJ. FOR RESERVE REQUIREMENTS | JULY 16 | 1.03 |

CHART 8. INTEREST ARBITRAGE, 3-MONTH FUNDS

| | | |
|--------------------------------------|---------|-------|
| EURO-DOLLAR DEPOSIT | JULY 16 | 7.11 |
| INTERBANK STERLING (LONDON), COVERED | JULY 16 | 6.75 |
| DIFFERENTIAL | JULY 16 | 0.36 |
| U.S. COMMERCIAL PAPER | JULY 16 | 6.25 |
| CANADIAN FINANCE CO. PAPER, COVERED | JULY 16 | 6.97 |
| DIFFERENTIAL | JULY 16 | -0.72 |
| EURO-DOLLAR DEPOSIT | JULY 16 | 7.11 |
| INTERBANK DM (FRANKFURT), COVERED | JULY 16 | 7.72 |
| DIFFERENTIAL | JULY 16 | -0.61 |
| EURO-DOLLAR DEPOSIT | JULY 16 | 7.11 |
| SWISS DEPOSIT (SF), COVERED | JULY 16 | 9.67 |
| DIFFERENTIAL | JULY 16 | -2.56 |

SERIES NAME

LAST VALUE PLOTTED
DATE VALUE

CHART 9. LONG TERM GOVERNMENT BOND YIELDS

| | | |
|-----------------|---------|-------|
| UNITED STATES | JULY 11 | 8.03 |
| GERMANY | JULY 4 | 8.18 |
| JAPAN (MONTHLY) | JUNE 27 | 9.32 |
| SWITZERLAND | JULY 4 | 6.47 |
| CANADA | JULY 4 | 8.95 |
| FRANCE | JULY 4 | 10.02 |
| NETHERLANDS | JULY 4 | 7.74 |
| UNITED KINGDOM | JULY 4 | 14.27 |

U.S. CORPORATE

| | | |
|-------------------|--------|------|
| AAA BONDS | MAY 30 | 8.90 |
| EURO-DM BONDS | MAY 30 | 8.42 |
| EURO-DOLLAR BONDS | MAY 30 | 8.62 |

CHART 10. INDUSTRIAL STOCK INDEXES

| | | |
|----------------|---------|--------|
| UNITED STATES | JULY 11 | 94.30 |
| JAPAN | JUNE 27 | 217.52 |
| CANADA | JULY 4 | 103.22 |
| FRANCE | JULY 4 | 98.72 |
| UNITED KINGDOM | JULY 4 | 76.94 |
| SWITZERLAND | JULY 11 | 66.11 |
| GERMANY | JULY 4 | 85.34 |



FEDERAL RESERVE

statistical release

H.10

JULY 18, 1975

FOREIGN EXCHANGE RATES

FOR THE WEEK ENDING JULY 18, 1975

The Board of Governors of the Federal Reserve System is advised that the Federal Reserve Bank of New York has certified for customs purposes the following noon buying rate in New York City for cable transfers payable in foreign currencies:

| COUNTRY | MONETARY UNIT | (RATE U.S. CENTS) | | | | |
|----------------|---------------|-------------------|----------|----------|----------|----------|
| | | JULY 14 | JULY 15 | JULY 16 | JULY 17 | JULY 18 |
| AUSTRALIA | DOLLAR | 131.4000 | 131.3500 | 130.9000 | 130.9000 | 130.6500 |
| AUSTRIA | SCHILLING | 5.77000 | 5.79000 | 5.27000 | 5.68000 | 5.66000 |
| BELGIUM | FRANC | 2.73800 | 2.72950 | 2.70750 | 2.70300 | 2.69250 |
| CANADA | DOLLAR | 97.1300 | 97.1800 | 96.9500 | 97.1600 | 96.9900 |
| DENMARK | KRONE | 17.7100 | 17.6000 | 17.5600 | 17.3800 | 17.3700 |
| FINLAND | MARKKA | 27.4100 | 27.4800 | 27.2100 | 27.2900 | 27.1000 |
| FRANCE | FRANC | 23.9800 | 23.9300 | 23.8500 | 23.6500 | 23.4900 |
| GERMANY | D. MARK | 40.9500 | 40.7000 | 40.4600 | 40.1600 | 40.0300 |
| INDIA | RUPEE | 11.8000 | 11.8000 | 11.8000 | 11.8000 | 11.7000 |
| IRELAND | POUND | 219.1500 | 218.2500 | 218.5000 | 217.9200 | 217.5000 |
| ITALY | LIRA | 0.15460 | 0.15480 | 0.15370 | 0.15350 | 0.15300 |
| JAPAN | YEN | 0.33800 | 0.33800 | 0.33780 | 0.33750 | 0.33760 |
| MALAYSIA | DOLLAR | 42.0500 | 41.8200 | 41.5000 | 41.4300 | 40.9700 |
| MEXICO | PESO | 8.0000 | 8.0000 | 8.0000 | 8.0000 | 8.0000 |
| NETHERLANDS | GUILDER | 39.5000 | 39.4400 | 39.3300 | 39.0500 | 38.8500 |
| NEW ZEALAND | DOLLAR | 128.2000 | 128.0500 | 127.5900 | 127.5900 | 127.4500 |
| NORWAY | KRONE | 19.4900 | 19.4400 | 19.1500 | 19.0700 | 19.0700 |
| PORTUGAL | ESCUDDO | 3.9400 | 3.9700 | 3.9200 | 3.9200 | 3.9000 |
| SOUTH AFRICA | RAND | 139.7500 | 139.7500 | 139.7500 | 139.7500 | 139.8000 |
| SPAIN | PESETA | 1.7505 | 1.7560 | 1.7425 | 1.7465 | 1.7375 |
| SRI LANKA | RUPEE | 14.0700 | 14.0700 | 14.0700 | 14.0700 | 14.0500 |
| SWEDEN | KRONA | 24.4500 | 24.4000 | 24.1900 | 24.0200 | 23.9700 |
| SWITZERLAND | FRANC | 38.7300 | 38.6200 | 38.4000 | 38.1400 | 37.8800 |
| UNITED KINGDOM | POUND | 219.1500 | 218.2500 | 218.5000 | 217.9200 | 217.5000 |

15