


Suppliers

1.

H.13



Selected Interest & Exchange Rates

Weekly Series of Charts

JULY 14, 1975

Prepared by the
**FINANCIAL MARKETS
SECTION**

**DIVISION OF
INTERNATIONAL FINANCE**

**BOARD OF GOVERNORS
FEDERAL RESERVE SYSTEM
Washington, D.C. 20551**

Table of Contents

CHARTS

1. SPOT EXCHANGE RATE INDEXES
2. 3-MONTH FORWARD EXCHANGE RATES
3. GOLD PRICE--LONDON
4. CALL MONEY RATES
5. 3-MONTH INTEREST RATES
6. EURO-DOLLAR DEPOSIT RATES
7. SELECTED EURO-DOLLAR AND U.S. MONEY MARKET RATES
8. INTEREST ARBITRAGE: 3-MONTH FUNDS
9. LONG-TERM GOVERNMENT BOND YIELDS
10. INDUSTRIAL STOCK INDEXES

TABLES

1. LATEST FIGURES PLOTTED
2. DAILY CERTIFIED SPOT EXCHANGE RATES--H.10 RELEASE

Chart 1 SPOT EXCHANGE RATES

DOLLAR PRICES OF FOREIGN CURRENCIES AND WEIGHTED AVERAGE VALUES (DASHED LINE)
AVERAGES FOR WEEK ENDING WEDNESDAY

RATIO SCALE
MAY 1970 PARITY=100

RATIO SCALE
MAY 1970 PARITY=100

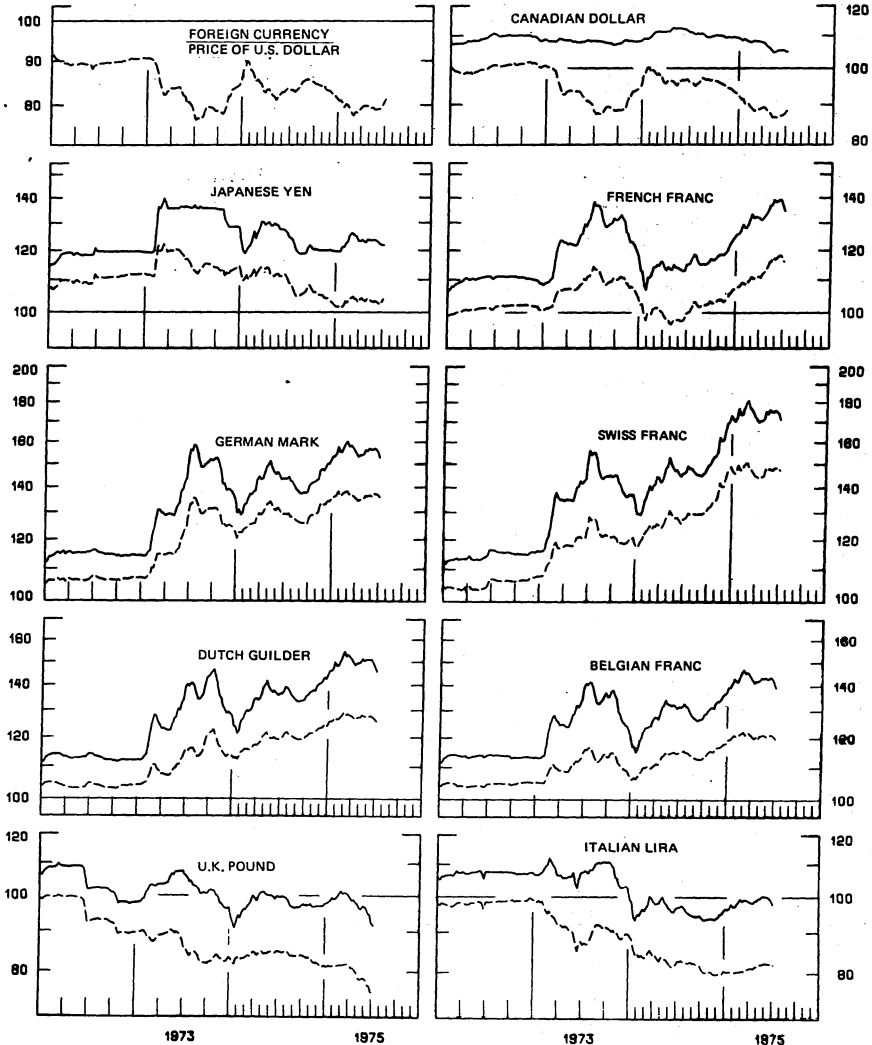


Chart 2
3-MONTH FORWARD EXCHANGE RATES
 PREMIUM (+), OR DISCOUNT (-)
 AVERAGES FOR WEEK ENDING WEDNESDAY

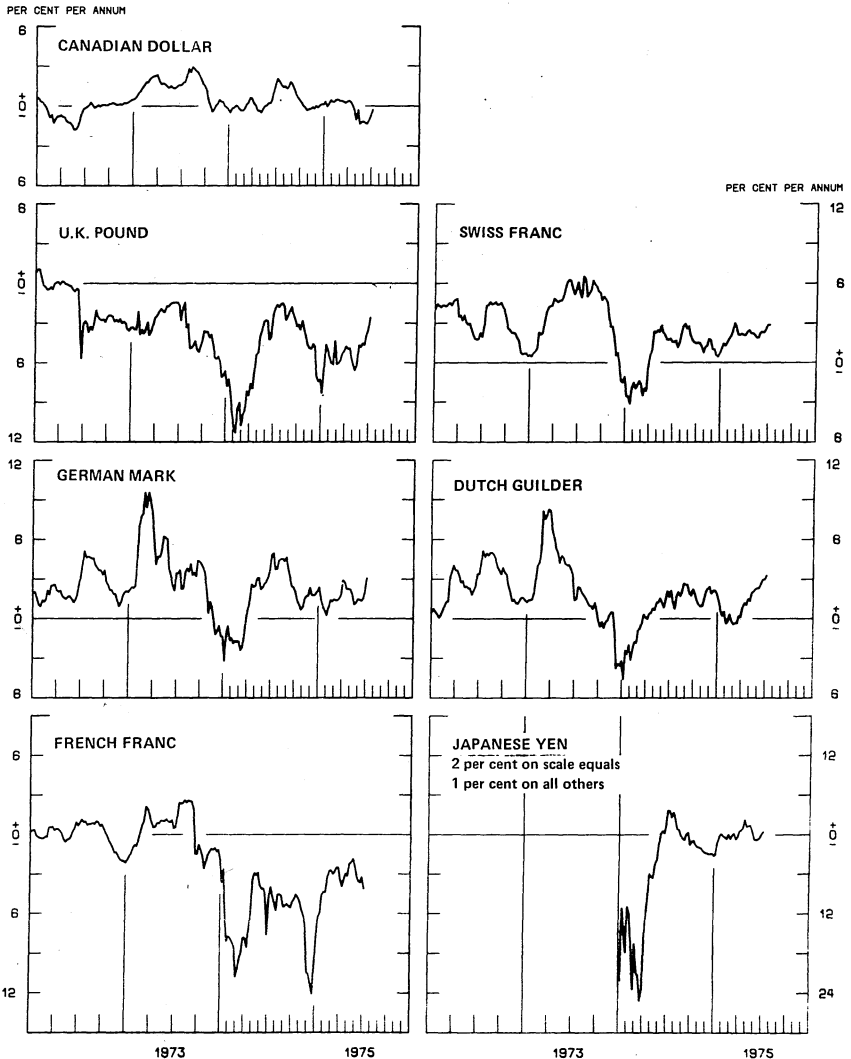


Chart 3
PRICE OF GOLD IN LONDON
AVERAGES FOR WEEK ENDING WEDNESDAY

5

U.S. DOLLARS PER FINE OUNCE

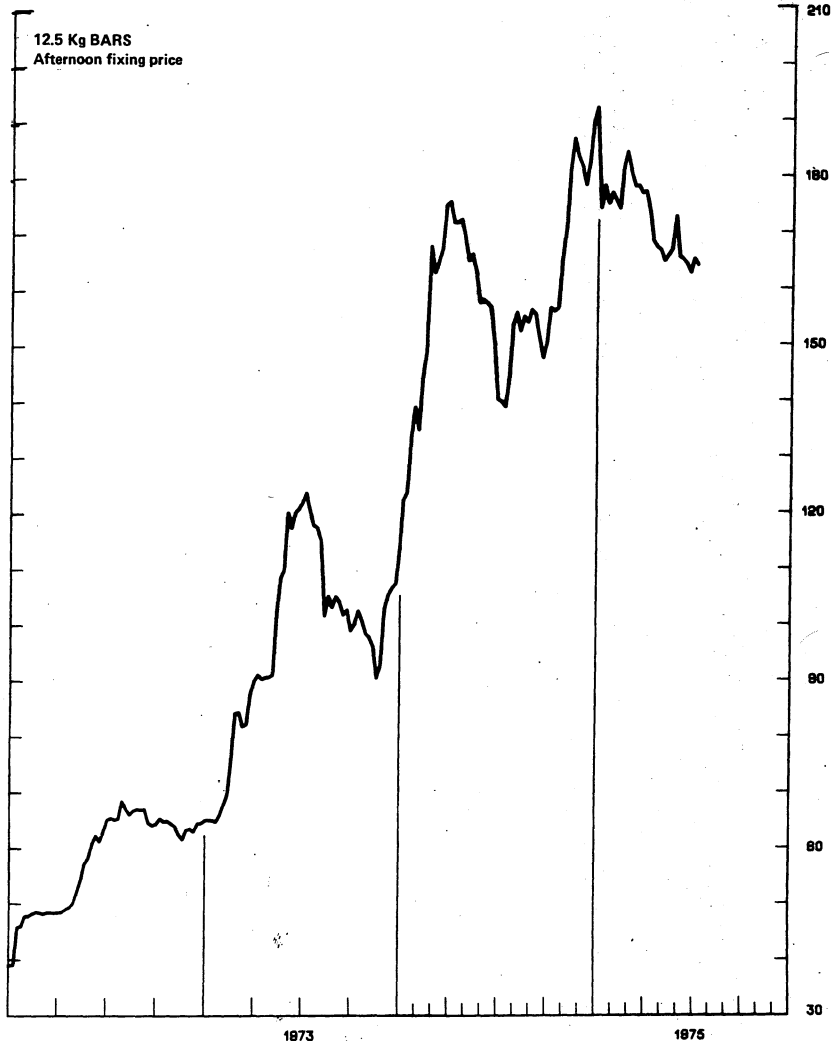


Chart 4
CALL MONEY RATES
WEEKLY SERIES

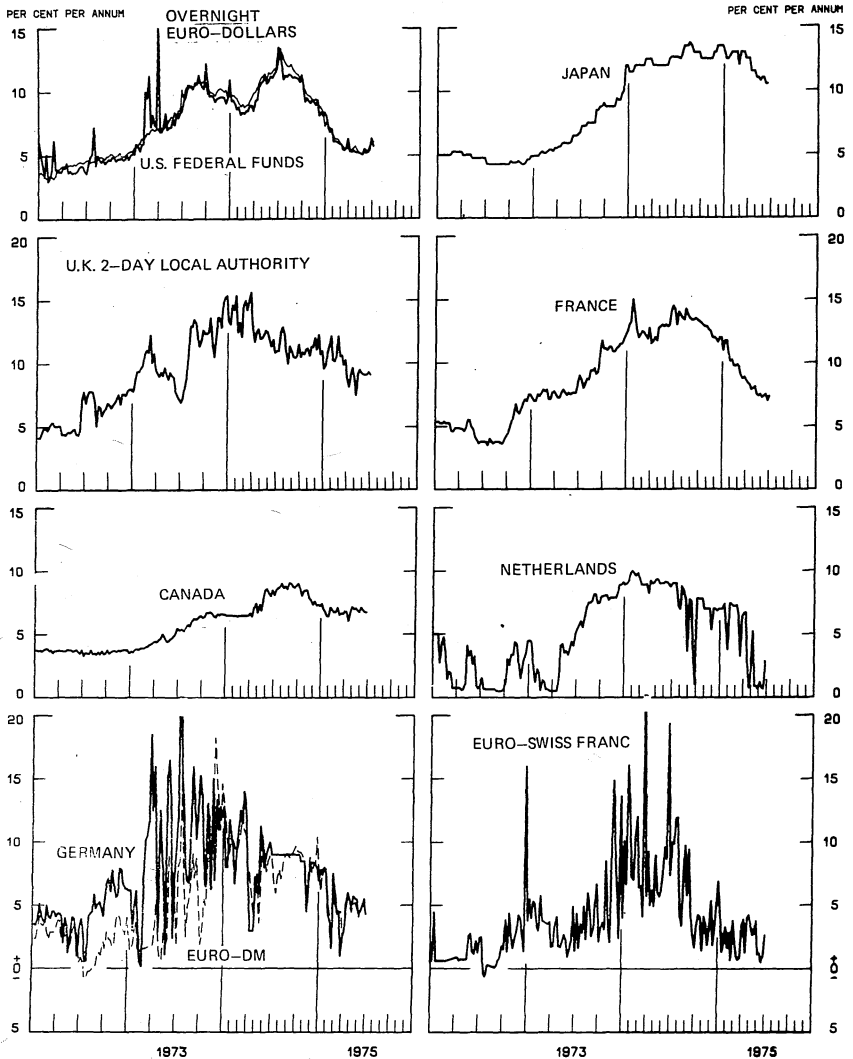
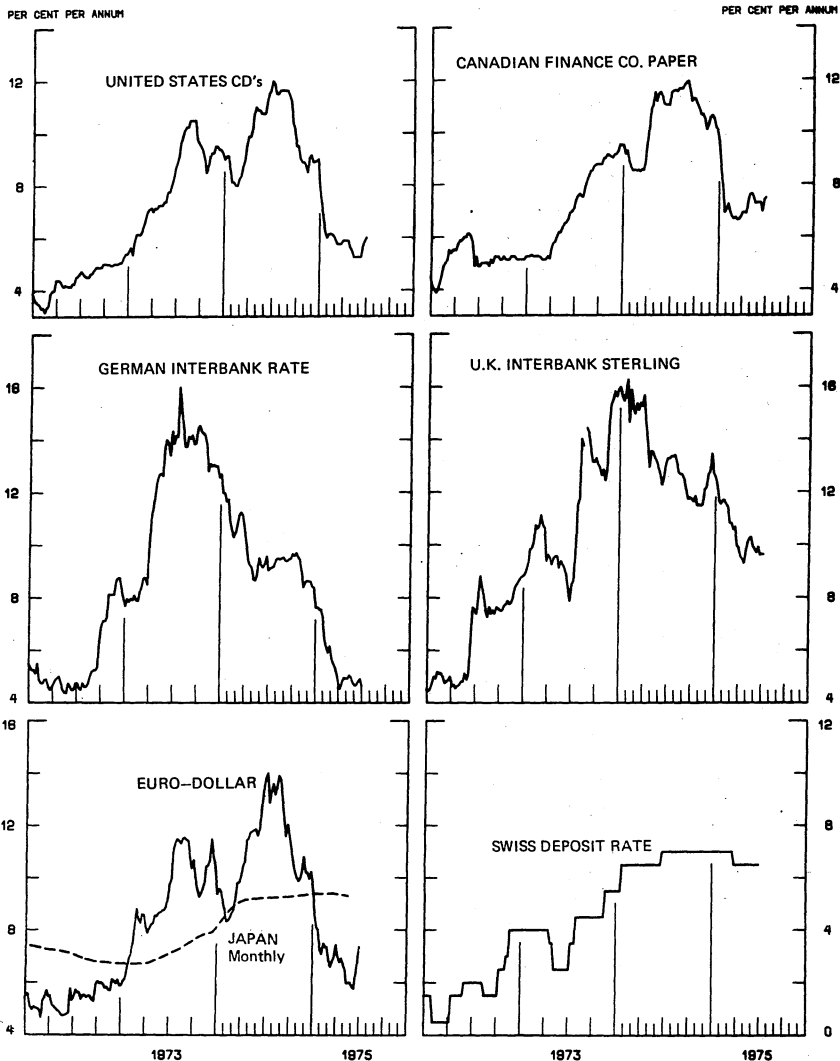


Chart 5
3-MONTH INTEREST RATES
 WEEKLY SERIES



8

Chart 6
EURO-DOLLAR DEPOSIT RATES London
AVERAGES FOR WEEK ENDING WEDNESDAY

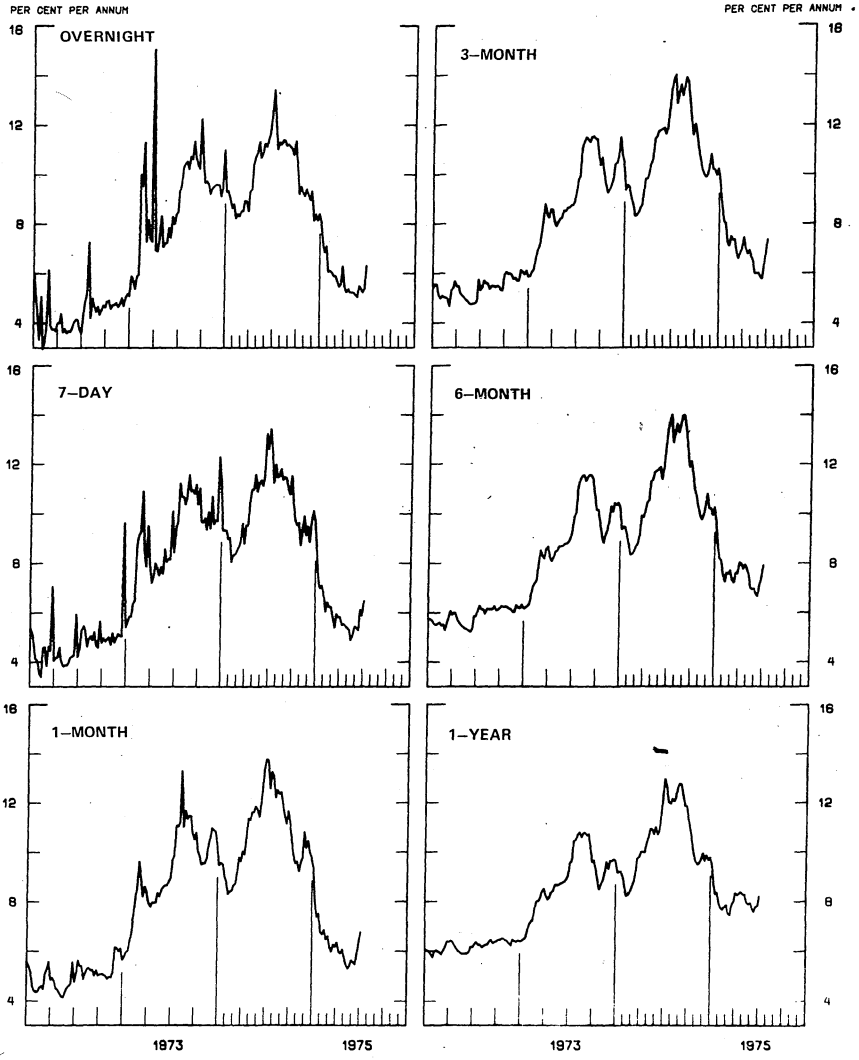
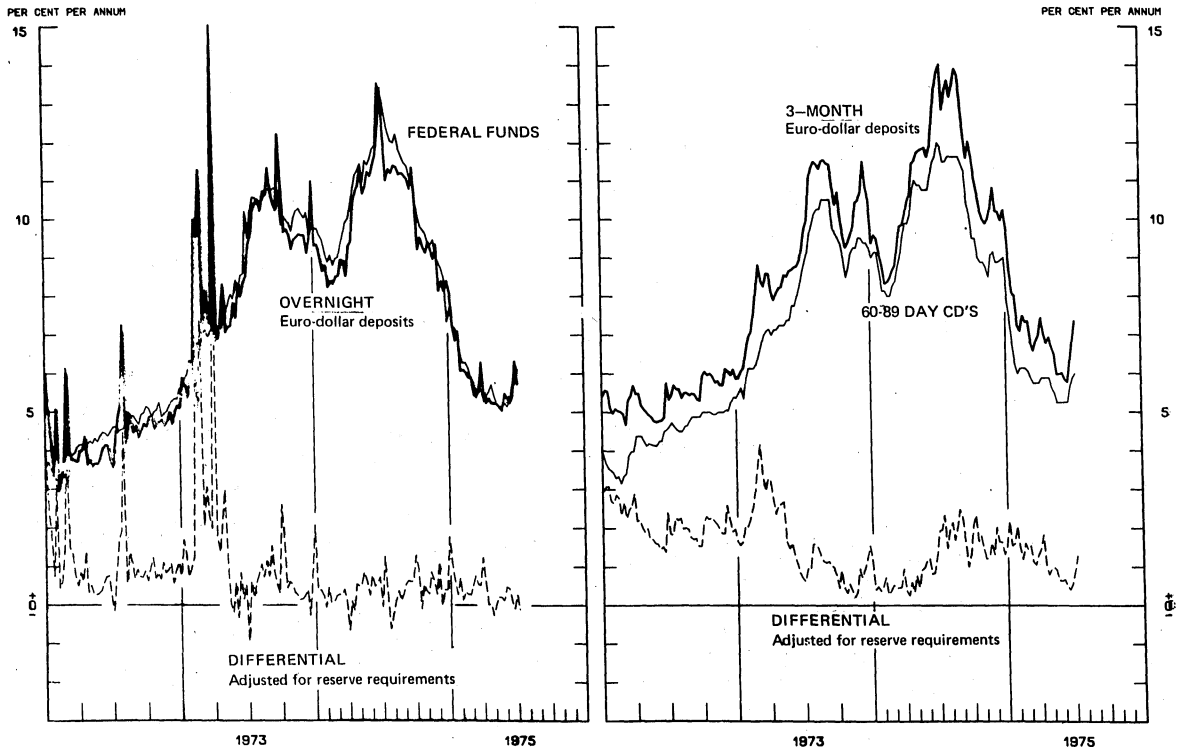


Chart 7
SELECTED EURO-DOLLAR AND U.S. MONEY MARKET RATES
 AVERAGES FOR WEEK ENDING WEDNESDAY

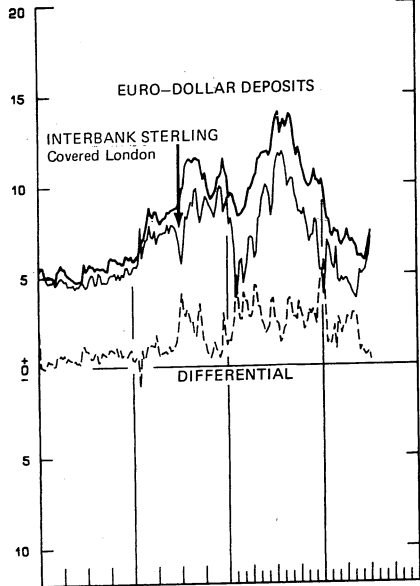


INTEREST ARBITRAGE: 3-MONTH FUNDS

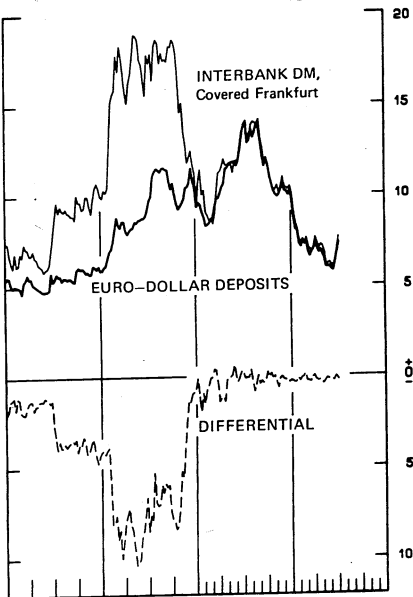
AVERAGES FOR WEEK ENDING WEDNESDAY

DIFFERENTIAL: PLUS (+), INDICATES FAVOR DOLLAR ASSETS

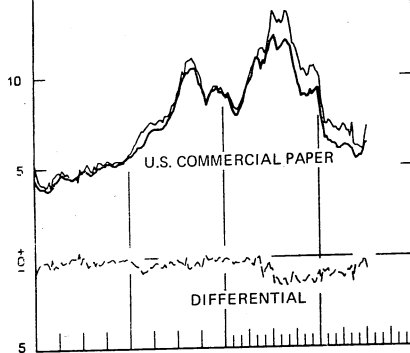
PER CENT PER ANNUM



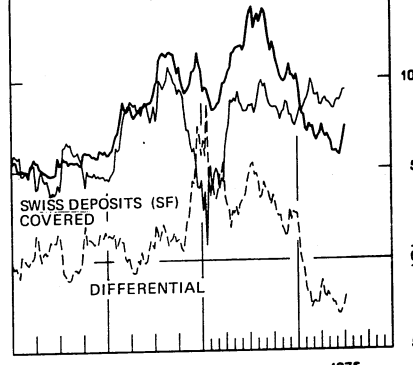
PER CENT PER ANNUM



15 **CANADIAN FINANCE CO. PAPER, COVERED**



15 **EURO-DOLLAR DEPOSITS**



1973

1975

1973

1975

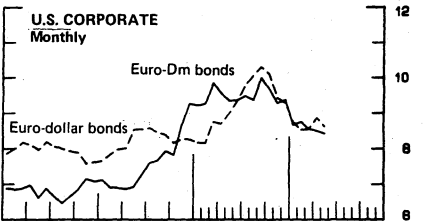
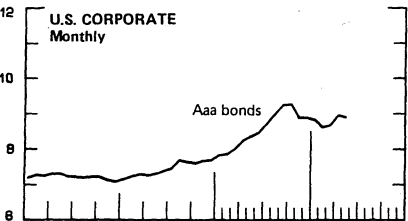
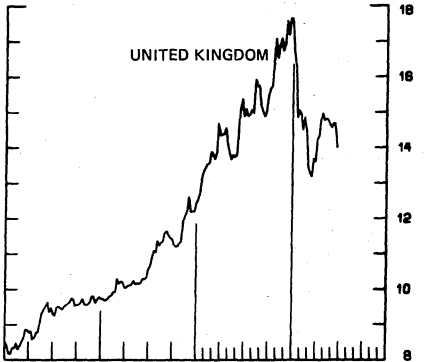
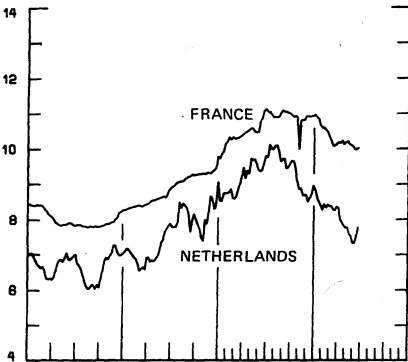
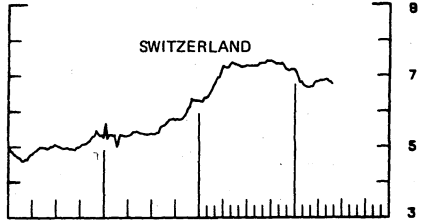
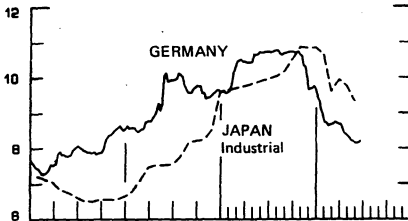
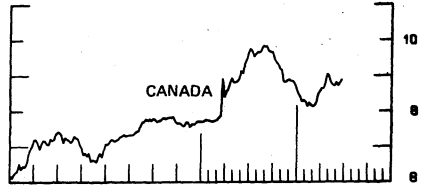
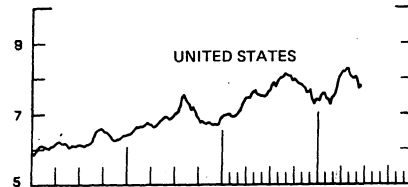
Chart 9

LONG-TERM GOVERNMENT BOND YIELDS

WEEKLY SERIES

PER CENT PER ANNUM

PER CENT PER ANNUM



1973

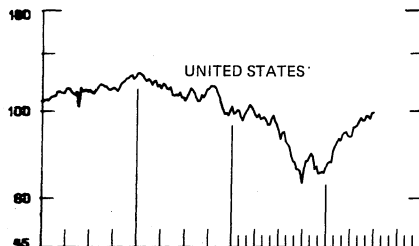
1975

1973

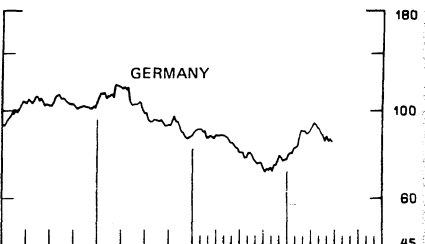
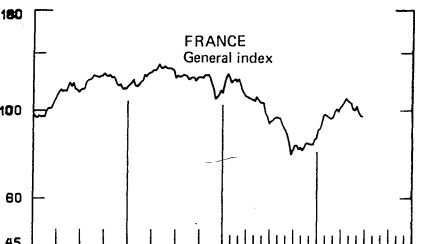
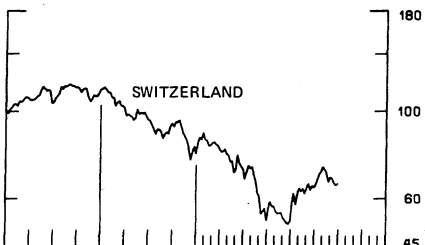
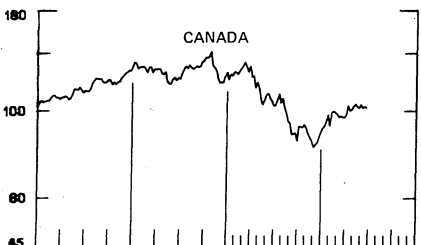
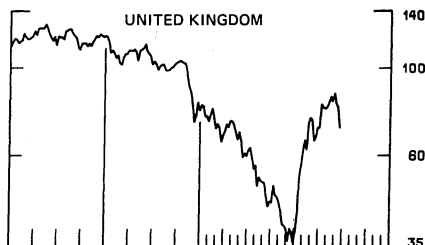
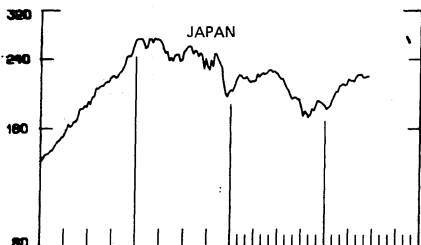
1975

Chart 10
INDUSTRIAL STOCK INDEXES
 WEEKLY SERIES

RATIO SCALE
 1989=100



RATIO SCALE
 1989=100



1973

1975

1973

1975

SERIES NAME

LAST VALUE PLOTTED
DATE VALUE

13

CHART 1. SPOT EXCHANGE RATES

U.S. DOLLAR, WEIGHTED AVERAGE	JULY 9	81.19
JAPANESE YEN	JULY 9	121.77
GERMAN MARK	JULY 9	152.72
DUTCH GUILDER	JULY 9	145.67
U.K. POUND	JULY 9	91.47
CANADIAN DOLLAR	JULY 9	104.86
FRENCH FRANC	JULY 9	134.57
SWISS FRANC	JULY 9	171.23
BELGIAN FRANC	JULY 9	139.31
ITALIAN LIRA	JULY 9	97.83

CHART 2. 3-MONTH FORWARD EXCHANGE RATES

CANADIAN DOLLAR	JULY 9	-0.30
U.K. POUND	JULY 9	-2.57
GERMAN MARK	JULY 9	3.07
FRENCH FRANC	JULY 9	-4.10
SWISS FRANC	JULY 9	2.88
DUTCH GUILDER	JULY 9	3.28
JAPANESE YEN	JULY 9	0.43

CHART 3. GOLD PRICE IN LONDON

U.S. DOLLAR PER FINE OUNCE	JULY 9	164.12
----------------------------	--------	--------

CHART 4. CALL MONEY RATES

U.S. FEDERAL FUNDS	JULY 9	6.06
OVERNIGHT EURO-DOLLAR DEPOSITS	JULY 9	5.72
U.K. 2-DAY LOCAL AUTHORITY DEPOSITS	JULY 4	9.13
CANADA	JUNE 27	6.75
GERMANY	JULY 4	4.30
EURO-DM	JULY 4	4.94
JAPAN	JUNE 20	10.50
FRANCE	JULY 4	7.38
NETHERLANDS	JUNE 27	2.88
EURO-SWISS FRANC	JULY 4	2.63

CHART 5. 3-MONTH INTEREST RATES

U.S. CD'S (60-89 DAYS)	JULY 9	6.00
GERMAN INTERBANK LOAN	JULY 9	4.60
JAPANESE COMPOSITE LOAN	MAY 30	9.30
EURO-DOLLAR DEPOSIT	JULY 9	7.36
CANADIAN FINANCE COMPANY PAPER	JULY 9	7.47
INTERBANK STERLING	JULY 9	9.63
SWISS DEPOSIT	JULY 9	6.50

124

SERIES NAME

LAST VALUE PLOTTED
DATE VALUE

CHART 6. EURO-DOLLAR DEPOSIT RATES: LONDON

OVERNIGHT	JULY 9	5.72
7-DAY	JULY 9	6.51
1-MONTH	JULY 9	6.86
3-MONTH	JULY 9	7.36
6-MONTH	JULY 9	7.93
1-YEAR	JULY 9	8.21

CHART 7. SELECTED EURO-DOLLAR AND U.S. MONEY MARKET RATES

OVERNIGHT EURO-DOLLAR DEPOSITS	JULY 9	5.72
U.S. FEDERAL FUNDS	JULY 9	6.06
DIFFERENTIAL ADJ. FOR RESERVE REQUIREMENTS	JULY 9	-0.10
3-MONTH EURO-DOLLAR DEPOSIT RATE	JULY 9	7.36
U.S. CD'S (60-89 DAYS)	JULY 9	6.00
DIFFERENTIAL ADJ. FOR RESERVE REQUIREMENTS	JULY 9	1.29

CHART 8. INTEREST ARBITRAGE, 3-MONTH FUNDS

EURO-DOLLAR DEPOSIT	JULY 9	7.36
INTERBANK STERLING (LONDON), COVERED	JULY 9	7.05
DIFFERENTIAL	JULY 9	0.31
U.S. COMMERCIAL PAPER	JULY 9	6.28
CANADIAN FINANCE CO. PAPER, COVERED	JULY 9	7.17
DIFFERENTIAL	JULY 9	-0.89
EURO-DOLLAR DEPOSIT	JULY 9	7.36
INTERBANK DM (FRANKFURT), COVERED	JULY 9	7.67
DIFFERENTIAL	JULY 9	-0.31
EURO-DOLLAR DEPOSIT	JULY 9	7.36
SWISS DEPOSIT (SF), COVERED	JULY 9	9.38
DIFFERENTIAL	JULY 9	-2.03

SERIES NAME

LAST VALUE PLOTTED
DATE VALUE

CHART 9. LONG TERM GOVERNMENT BOND YIELDS

UNITED STATES	JULY 4	8.01
GERMANY	JUNE 27	8.21
JAPAN (MONTHLY)	MAY 30	9.34
SWITZERLAND	MAY 30	6.76
CANADA	JUNE 27	8.88
FRANCE	JUNE 27	10.02
NETHERLANDS	JUNE 27	7.78
UNITED KINGDOM	JUNE 27	14.00

U.S. CORPORATE

AAA BONDS	MAY 30	8.90
EURO-DM BONDS	MAY 30	8.42
EURO-DOLLAR BONDS	MAY 30	8.62

CHART 10. INDUSTRIAL STOCK INDEXES

UNITED STATES	JULY 4	99.20
JAPAN	JUNE 20	217.10
CANADA	JUNE 27	101.88
FRANCE	JUNE 27	96.56
UNITED KINGDOM	JUNE 27	70.41
SWITZERLAND	JULY 4	65.33
GERMANY	JUNE 27	83.10



FEDERAL RESERVE

statistical release

H-10

JULY 11, 1975

FOREIGN EXCHANGE RATES

FOR THE WEEK ENDING JULY 11, 1975

The Board of Governors of the Federal Reserve System is advised that the Federal Reserve Bank of New York has certified for customs purposes the following noon buying rate in New York City for cable transfers payable in foreign currencies:

COUNTRY	MONETARY UNIT	(RATE U.S. CENTS)				
		JULY 7	JULY 8	JULY 9	JULY 10	JULY 11
AUSTRALIA	DOLLAR	131.7500	131.6500	131.7500	131.7000	131.6000
AUSTRIA	SCHILLING	5.90000	5.91000	5.92000	5.86000	5.83000
BELGIUM	FRANC	2.77900	2.78600	2.78700	2.76950	2.76250
CANADA	DOLLAR	96.9600	96.8200	96.9900	97.1500	97.0500
DENMARK	KRONE	17.8300	17.8600	17.9700	17.8700	17.8000
FINLAND	MARKKA	27.7400	27.7500	27.8300	27.6600	27.6400
FRANCE	FRANC	24.1500	24.1900	24.2400	24.0400	23.9900
GERMANY	D. MARK	41.5800	41.7200	41.7000	41.2900	41.0500
INDIA	RUPEE	11.8000	11.8000	11.9000	11.9000	11.8000
IRELAND	POUND	218.6000	219.4500	220.6000	219.8500	219.9500
ITALY	LIRA	0.15640	0.15640	0.15660	0.15580	0.15540
JAPAN	YEN	0.33840	0.33820	0.33790	0.33770	0.33770
MALAYSIA	DOLLAR	42.8400	42.6300	42.6900	42.5500	42.2700
MEXICO	PESO	8.0000	8.0000	8.0000	8.0000	8.0000
NETHERLANDS	GUILDER	40.0800	40.2300	40.2900	39.9800	39.7200
NEW ZEALAND	DOLLAR	128.2500	128.0500	128.2000	128.4500	128.2500
NORWAY	KRONE	19.7600	19.8500	19.8800	19.7000	19.6800
PORTUGAL	ESCUDO	4.0100	4.0200	4.0200	3.9800	3.9800
SOUTH AFRICA	RAND	139.7000	139.7000	139.7000	139.7000	139.7500
SPAIN	PESETA	1.7605	1.7620	1.7670	1.7630	1.7590
SRI LANKA	RUPEE	14.5000	14.5000	14.5000	14.5000	14.0700
SWEDEN	KRONA	24.9100	24.9300	24.9900	24.7400	24.5800
SWITZERLAND	FRANC	39.0600	39.2100	39.1700	38.9100	38.8000
UNITED KINGDOM	POUND	218.6000	219.4500	220.6000	219.8500	219.9500

91