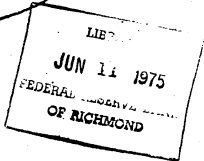


H.13



Selected Interest & Exchange Rates

Weekly Series of Charts

JUNE 9, 1975

**Prepared by the
FINANCIAL MARKETS
SECTION**

**DIVISION OF
INTERNATIONAL FINANCE**

**BOARD OF GOVERNORS
FEDERAL RESERVE SYSTEM
Washington, D.C. 20561**

Table of Contents

CHARTS

1. SPOT EXCHANGE RATE INDEXES
2. 3-MONTH FORWARD EXCHANGE RATES
3. GOLD PRICE--LONDON
4. CALL MONEY RATES
5. 3-MONTH INTEREST RATES
6. EURO-DOLLAR DEPOSIT RATES
7. SELECTED EURO-DOLLAR AND U.S. MONEY MARKET RATES
8. INTEREST ARBITRAGE: 3-MONTH FUNDS
9. LONG-TERM GOVERNMENT BOND YIELDS
10. INDUSTRIAL STOCK INDEXES

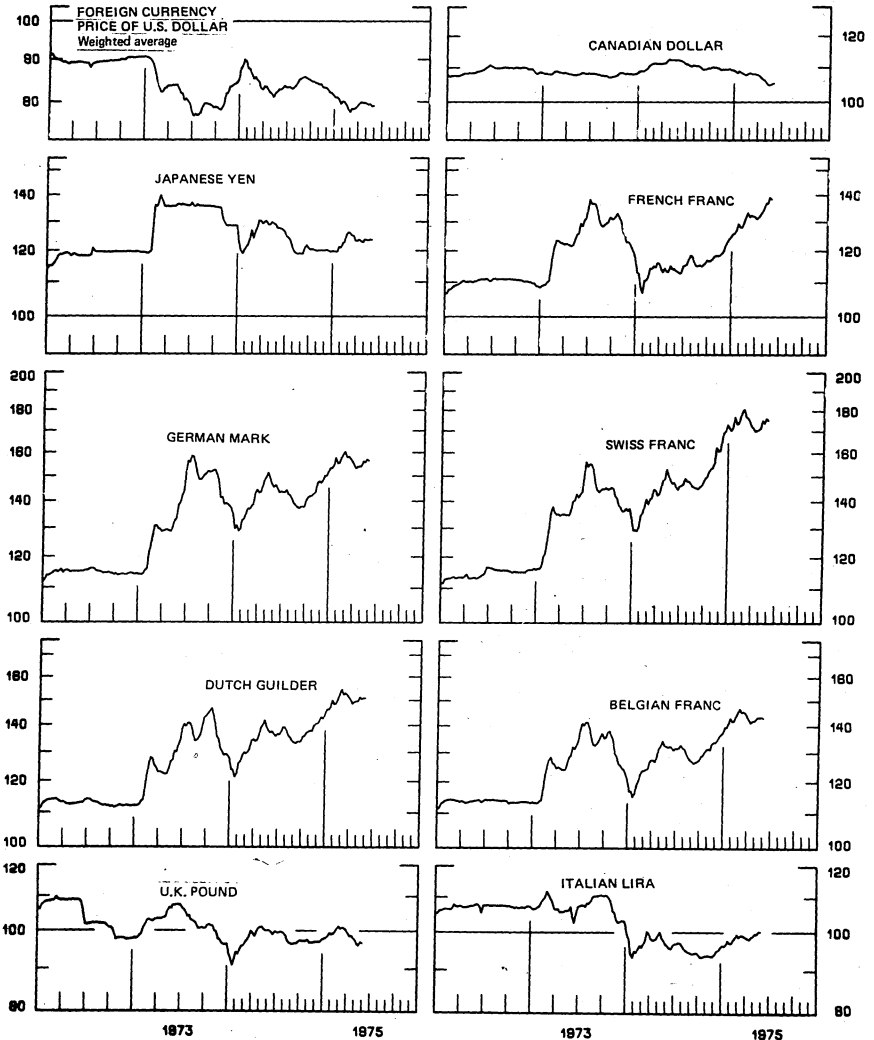
TABLES

1. LATEST FIGURES PLOTTED
2. DAILY CERTIFIED SPOT EXCHANGE RATES--H.10 RELEASE

Chart 1
SPOT EXCHANGE RATES
 INDEXES OF DOLLAR PRICES OF FOREIGN CURRENCIES
 AVERAGES FOR WEEK ENDING WEDNESDAY

RATIO SCALE
 MAY 1970 PARITY=100

RATIO SCALE
 MAY 1970 PARITY=100



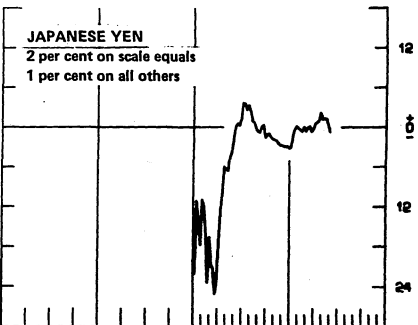
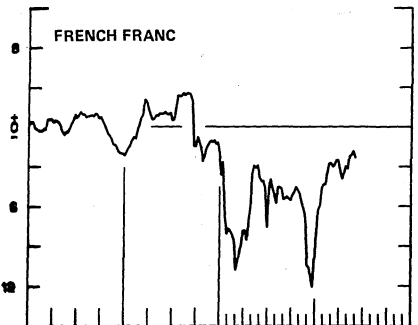
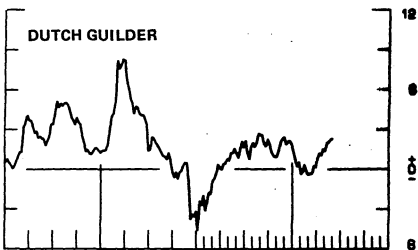
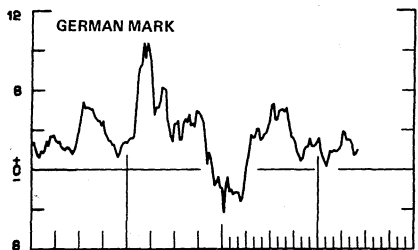
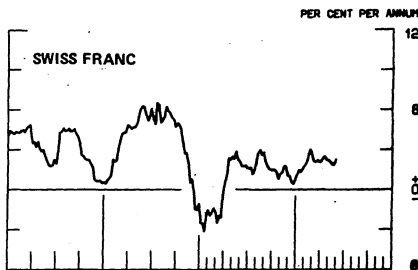
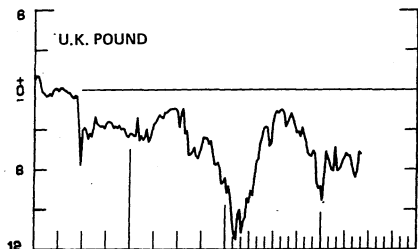
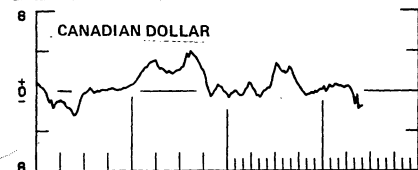
4

Chart 2
3-MONTH FORWARD EXCHANGE RATES

PREMIUM (+), OR DISCOUNT (-)

AVERAGES FOR WEEK ENDING WEDNESDAY

PER CENT PER ANNUM



1973

1975

1973

1975

Chart 3
PRICE OF GOLD IN LONDON
AVERAGES FOR WEEK ENDING WEDNESDAY

5

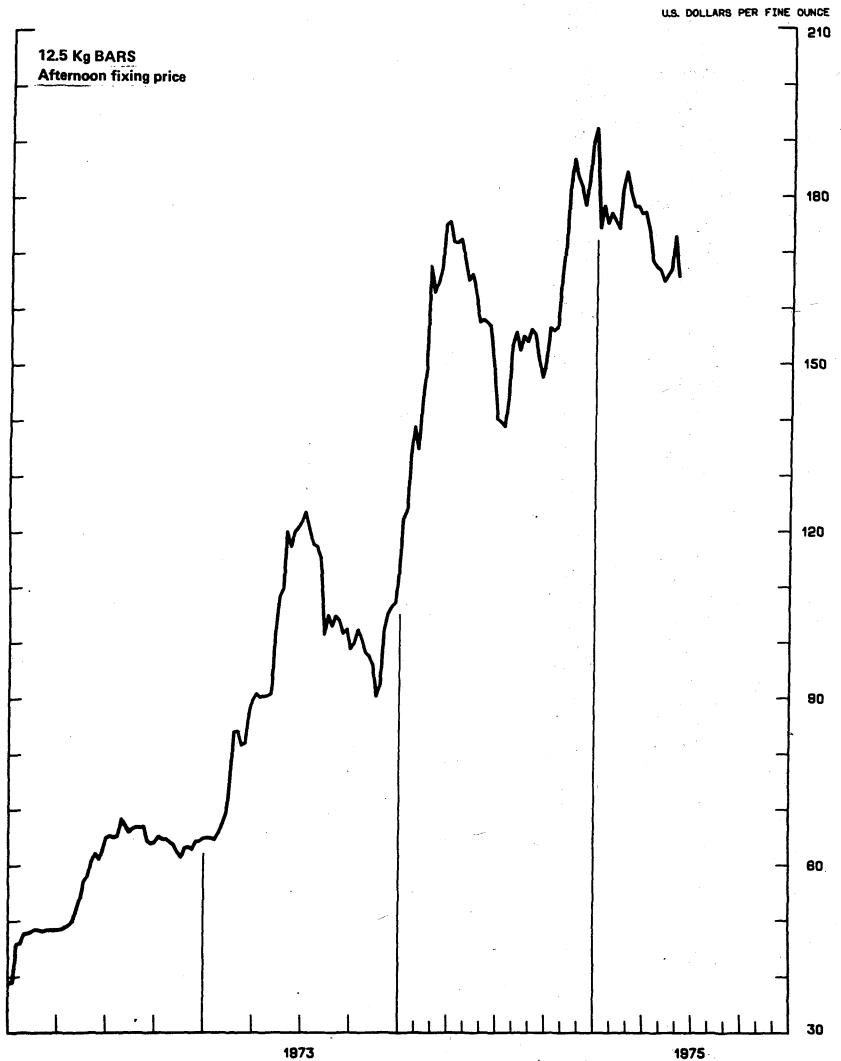


Chart 4
CALL MONEY RATES
WEEKLY SERIES

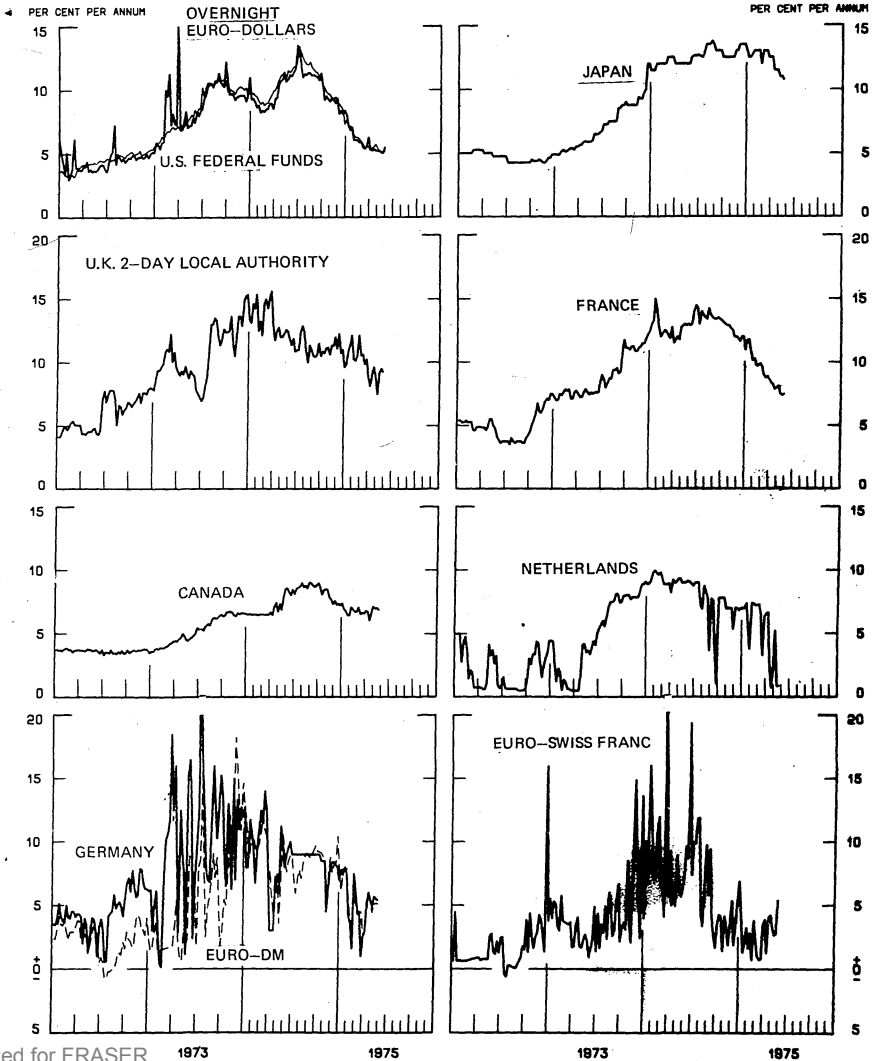
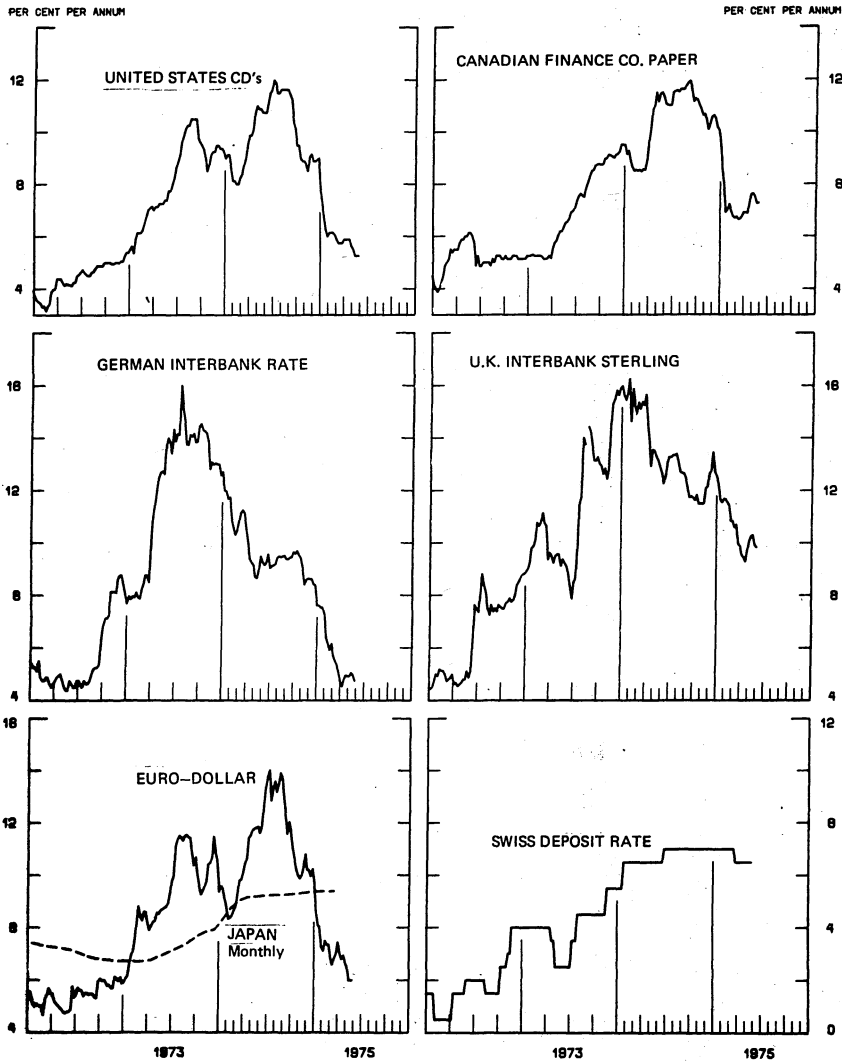


Chart 5
3-MONTH INTEREST RATES
 WEEKLY SERIES



8

Chart 6
EURO-DOLLAR DEPOSIT RATES London
AVERAGES FOR WEEK ENDING WEDNESDAY

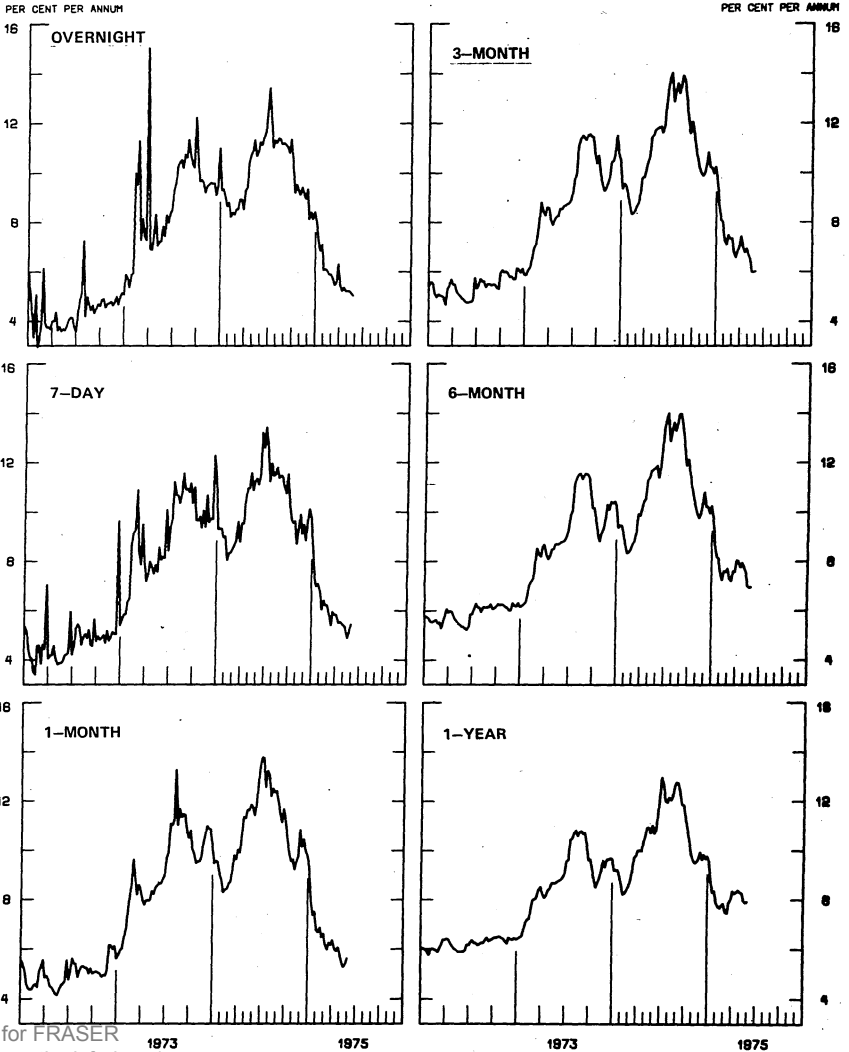
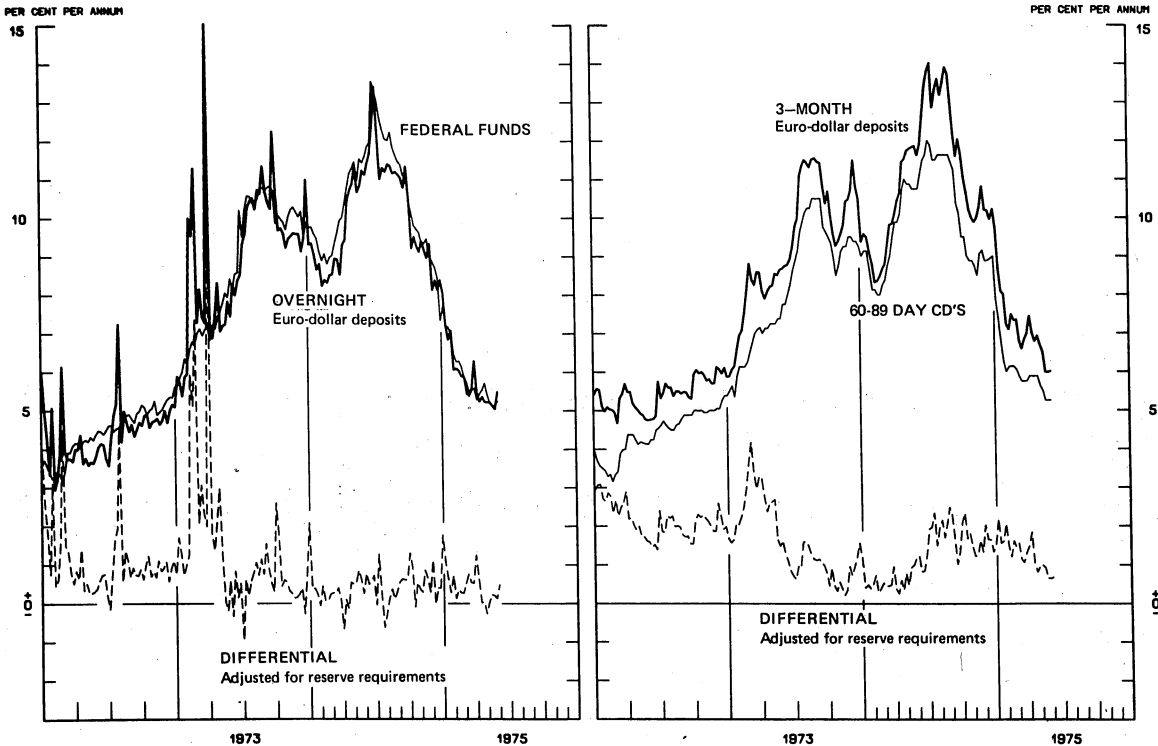
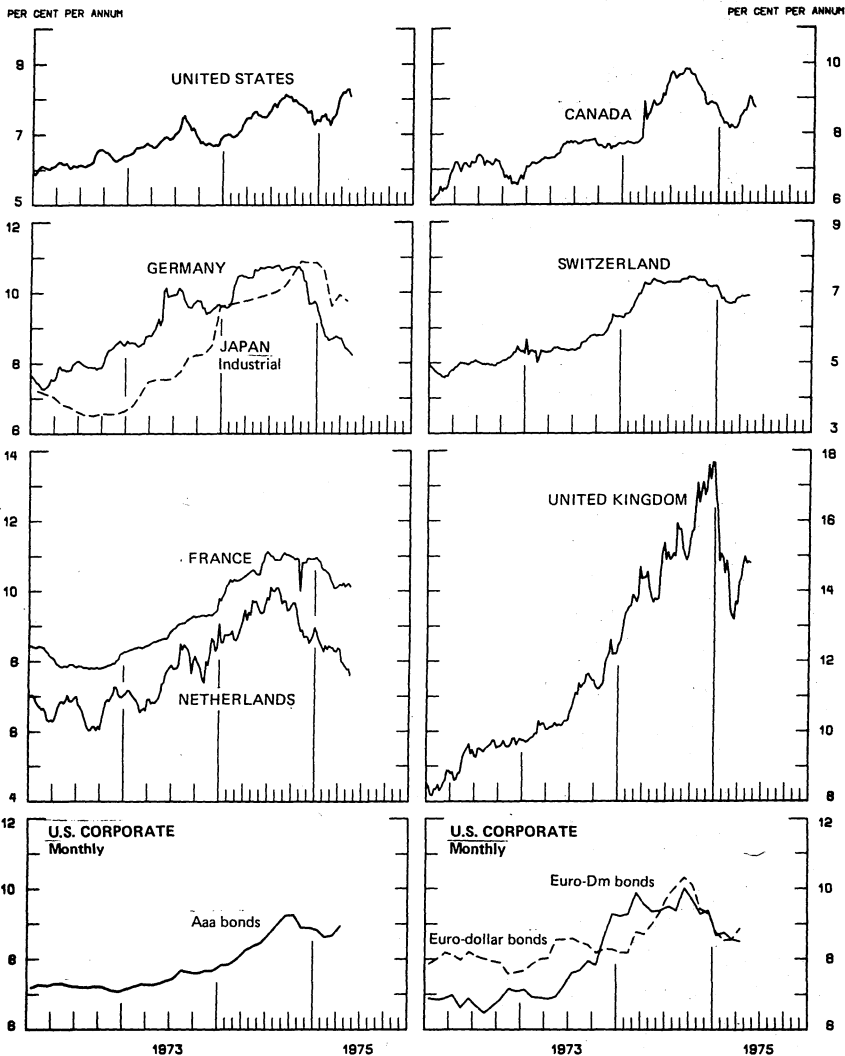


Chart 7
SELECTED EURO-DOLLAR AND U.S. MONEY MARKET RATES
 AVERAGES FOR WEEK ENDING WEDNESDAY



9

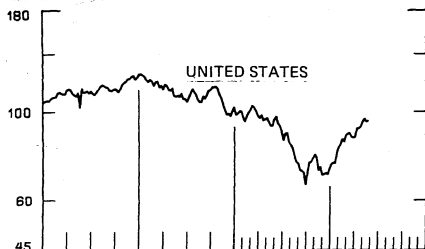
Chart 9
LONG-TERM GOVERNMENT BOND YIELDS
 WEEKLY SERIES



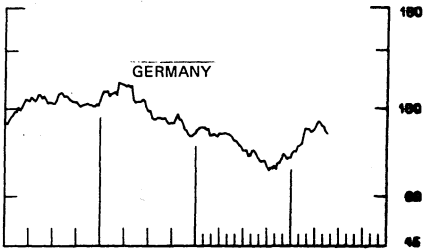
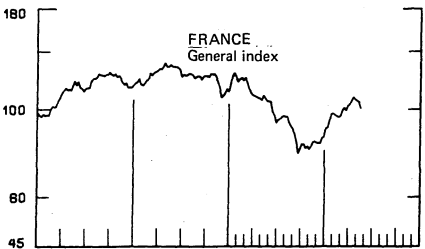
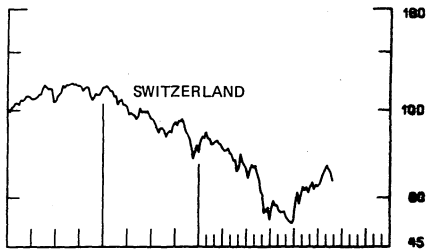
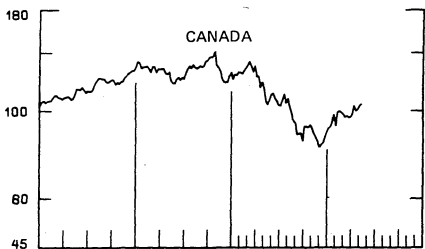
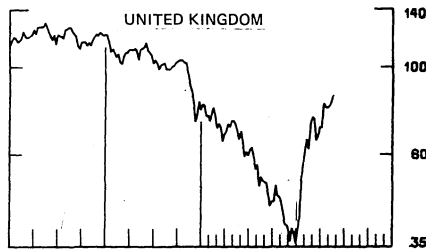
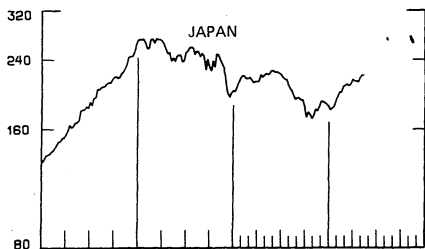
12

Chart 10
INDUSTRIAL STOCK INDEXES
WEEKLY SERIES

RATIO SCALE
1969=100



RATIO SCALE
1969=100



1973

1975

1973

1975

13

SERIES NAME

LAST VALUE PLOTTED
DATE VALUE

CHART 1. SPOT EXCHANGE RATES

U.S. DOLLAR, WEIGHTED AVERAGE	JUNE 4	79.09
JAPANESE YEN	JUNE 4	123.57
GERMAN MARK	JUNE 4	156.39
DUTCH GUILDER	JUNE 4	150.87
U.K. POUND	JUNE 4	96.59
CANADIAN DOLLAR	JUNE 4	105.36
FRENCH FRANC	JUNE 4	138.26
SWISS FRANC	JUNE 4	175.26
BELGIAN FRANC	JUNE 4	143.05
ITALIAN LIRA	JUNE 4	100.19

CHART 2. 3-MONTH FORWARD EXCHANGE RATES

CANADIAN DOLLAR	JUNE 4	-1.16
U.K. POUND	JUNE 4	-4.83
GERMAN MARK	JUNE 4	1.47
FRENCH FRANC	JUNE 4	-2.33
SWISS FRANC	JUNE 4	2.24
DUTCH GUILDER	JUNE 4	2.30
JAPANESE YEN	JUNE 4	-0.71

CHART 3. GOLD PRICE IN LONDON

U.S. DOLLAR PER FINE OUNCE	JUNE 4	165.60
----------------------------	--------	--------

CHART 4. CALL MONEY RATES

U.S. FEDERAL FUNDS	JUNE 4	5.24
OVERNIGHT EURO-DOLLAR DEPOSITS	JUNE 4	5.49
U.K. 2-DAY LOCAL AUTHORITY DEPOSITS	MAY 30	9.25
CANADA	MAY 23	6.88
GERMANY	MAY 30	5.40
EURO-DM	MAY 30	5.10
JAPAN	MAY 23	10.75
FRANCE	MAY 30	7.50
NETHERLANDS	MAY 23	0.88
EURO-SWISS FRANC	MAY 30	5.42

CHART 5. 3-MONTH INTEREST RATES

U.S. CD'S (60-89 DAYS)	JUNE 4	5.25
GERMAN INTERBANK LOAN	JUNE 4	4.76
JAPANESE COMPOSITE LOAN	MAR. 28	9.40
EURO-DOLLAR DEPOSIT	JUNE 4	6.01
CANADIAN FINANCE COMPANY PAPER	JUNE 4	7.27
INTERBANK STERLING	JUNE 4	9.83
SWISS DEPOSIT	JUNE 4	6.50

14

SERIES NAME

LAST VALUE PLOTTE
DATE VALUE

CHART 6. EURO-DOLLAR DEPOSIT RATES: LONDON

OVERNIGHT	JUNE 4	5.49
7-DAY	JUNE 4	5.43
1-MONTH	JUNE 4	5.63
3-MONTH	JUNE 4	6.01
6-MONTH	JUNE 4	6.96
1-YEAR	JUNE 4	7.94

CHART 7. SELECTED EURO-DOLLAR AND U.S. MONEY MARKET RATES

OVERNIGHT EURO-DOLLAR DEPOSITS	JUNE 4	5.49
U.S. FEDERAL FUNDS	JUNE 4	5.24
DIFFERENTIAL ADJ. FOR RESERVE REQUIREMENTS	JUNE 4	0.48
3-MONTH EURO-DOLLAR DEPOSIT RATE	JUNE 4	6.01
U.S. CD'S (60-89 DAYS)	JUNE 4	5.25
DIFFERENTIAL ADJ. FOR RESERVE REQUIREMENTS	JUNE 4	0.67

CHART 8. INTEREST ARBITRAGE, 3-MONTH FUNDS

EURO-DOLLAR DEPOSIT	JUNE 4	6.01
INTERBANK STERLING (LONDON), COVERED DIFFERENTIAL	JUNE 4	5.00
	JUNE 4	1.01
U.S. COMMERCIAL PAPER	JUNE 4	5.43
CANADIAN FINANCE CO. PAPER, COVERED	JUNE 4	6.12
DIFFERENTIAL	JUNE 4	-0.69
EURO-DOLLAR DEPOSIT	JUNE 4	6.01
INTERBANK DM (FRANKFURT), COVERED	JUNE 4	6.23
DIFFERENTIAL	JUNE 4	-0.21
EURO-DOLLAR DEPOSIT	JUNE 4	6.01
SWISS DEPOSIT (SF), COVERED	JUNE 4	8.74
DIFFERENTIAL	JUNE 4	-2.73

15

SERIES NAME

LAST VALUE PLOTTED
DATE VALUE

CHART 9. LONG TERM GOVERNMENT BOND YIELDS

UNITED STATES	MAY 23	8.00
GERMANY	MAY 23	8.22
JAPAN (MONTHLY)	MAY 2	9.76
SWITZERLAND	MAY 9	6.88
CANADA	MAY 23	8.73
FRANCE	MAY 23	10.12
NETHERLANDS	MAY 23	7.59
UNITED KINGDOM	MAY 23	14.79

U.S. CORPORATE

AAA BONDS	MAY 2	8.95
EURO-GM BONDS	MAY 2	8.50
EURO-DOLLAR BONDS	MAY 2	8.87

CHART 10. INDUSTRIAL STOCK INDEXES

UNITED STATES	MAY 30	94.86
JAPAN	MAY 16	219.16
CANADA	MAY 16	103.98
FRANCE	MAY 23	100.66
UNITED KINGDOM	MAY 23	84.56
SWITZERLAND	MAY 30	66.06
GERMANY	MAY 23	86.37



FEDERAL RESERVE

statistical release

H.10

JUNE 6, 1975

FOREIGN EXCHANGE RATES

FOR THE WEEK ENDING JUNE 6, 1975

The Board of Governors of the Federal Reserve System is advised that the Federal Reserve Bank of New York has certified for customs purposes the following noon buying rate in New York City for cable transfers payable in foreign currencies:

COUNTRY	MONETARY UNIT	(RATE U.S. CENTS)				
		JUNE 2	JUNE 3	JUNE 4	JUNE 5	JUNE 6
AUSTRALIA	DOLLAR	134.1000	134.2000	134.2000	134.1500	134.1500
AUSTRIA	SCHILLING	6.01000	6.05000	6.04000	6.02000	6.02000
BELGIUM	FRANC	2.85650	2.86520	2.86350	2.86350	2.85900
CANADA	DOLLAR	97.5600	97.3200	97.2700	97.4700	97.5100
DENMARK	KRONE	18.3500	18.4000	18.4100	18.4200	18.4100
FINLAND	MARKKA	28.2600	28.2600	28.3500	28.3100	28.3500
FRANCE	FRANC	24.8300	24.9500	24.9900	24.9600	24.8800
GERMANY	D. MARK	42.7300	42.7900	42.7000	42.7200	42.6400
INDIA	RUPEE	12.3500	12.3500	12.3500	12.3500	12.3500
IRELAND	POUND	232.0000	232.0300	231.8000	232.2500	231.9700
ITALY	LIRA	0.16030	0.16050	0.16040	0.16040	0.16040
JAPAN	YEN	0.34310	0.34360	0.34330	0.34220	0.34270
MALAYSIA	DOLLAR	44.1700	44.1900	44.1900	44.1200	44.1300
MEXICO	PESO	8.0000	8.0000	8.0000	8.0000	8.0000
NETHERLANDS	GUILDER	41.6800	41.7900	41.6400	41.6600	41.6300
NEW ZEALAND	DOLLAR	131.6500	131.6500	131.8500	131.7000	131.8500
NORWAY	KRONE	20.2700	20.3500	20.4000	20.3700	20.3900
PORTUGAL	ESCUDO	4.1000	4.1000	4.1000	4.1100	4.1200
SOUTH AFRICA	RAND	147.1000	147.1000	147.1000	147.1000	147.1000
SPAIN	PESETA	1.7910	1.7920	1.7945	1.7925	1.7935
SRI LANKA	RUPEE	15.4000	15.4000	15.4000	15.4000	15.4000
SWEDEN	KRONA	25.4600	25.5800	25.5400	25.5200	25.5400
SWITZERLAND	FRANC	40.0300	40.2000	40.0600	40.0900	39.9500
UNITED KINGDOM	POUND	232.0000	232.0300	231.8000	232.2500	231.9700