


H.13



Summers

1.

Selected Interest & Exchange Rates

Weekly Series of Charts

JUNE 2, 1975

**Prepared by the
FINANCIAL MARKETS
SECTION**

**DIVISION OF
INTERNATIONAL FINANCE**

**BOARD OF GOVERNORS
FEDERAL RESERVE SYSTEM
Washington, D.C. 20551**

2

Table of Contents

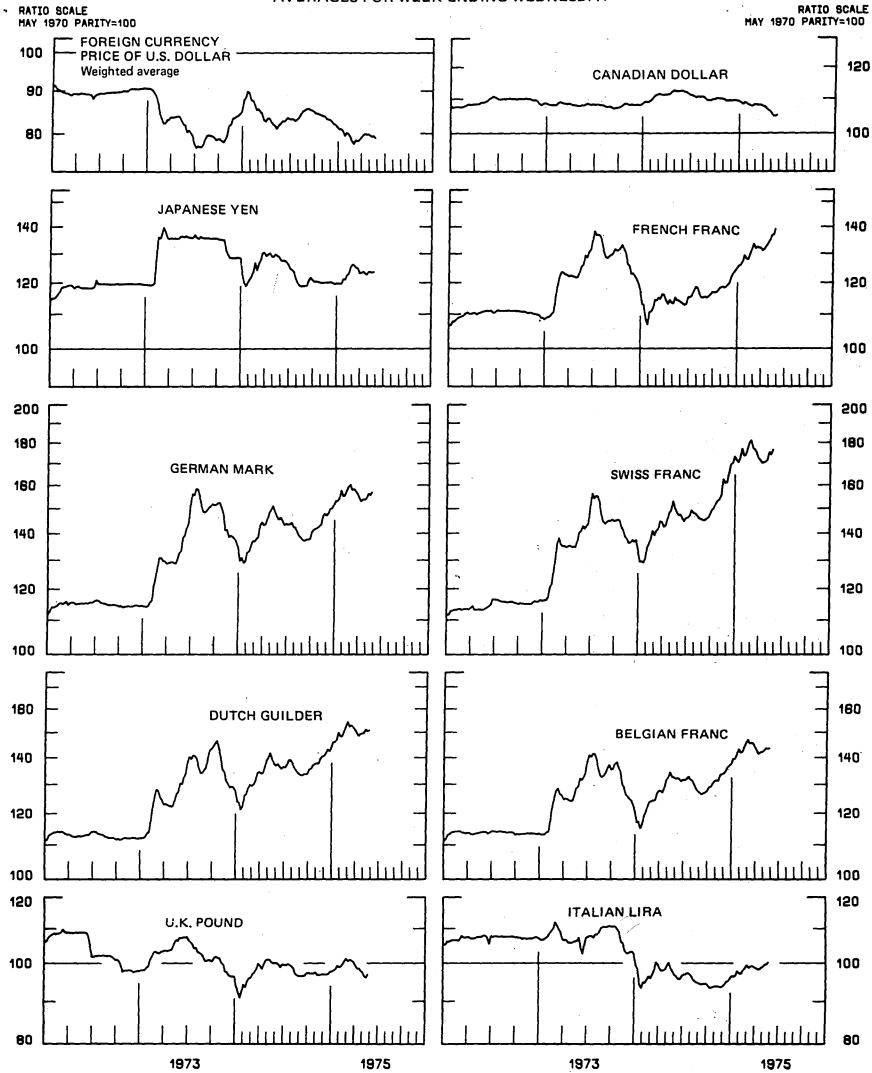
CHARTS

1. SPOT EXCHANGE RATE INDEXES
2. 3-MONTH FORWARD EXCHANGE RATES
3. GOLD PRICE--LONDON
4. CALL MONEY RATES
5. 3-MONTH INTEREST RATES
6. EURO-DOLLAR DEPOSIT RATES
7. SELECTED EURO-DOLLAR AND U.S. MONEY MARKET RATES
8. INTEREST ARBITRAGE: 3-MONTH FUNDS
9. LONG-TERM GOVERNMENT BOND YIELDS
10. INDUSTRIAL STOCK INDEXES

TABLES

1. LATEST FIGURES PLOTTED
2. DAILY CERTIFIED SPOT EXCHANGE RATES--H.10 RELEASE

Chart 1
SPOT EXCHANGE RATES
INDEXES OF DOLLAR PRICES OF FOREIGN CURRENCIES
AVERAGES FOR WEEK ENDING WEDNESDAY



4

Chart 2
3-MONTH FORWARD EXCHANGE RATES

PREMIUM (+), OR DISCOUNT (-)
AVERAGES FOR WEEK ENDING WEDNESDAY

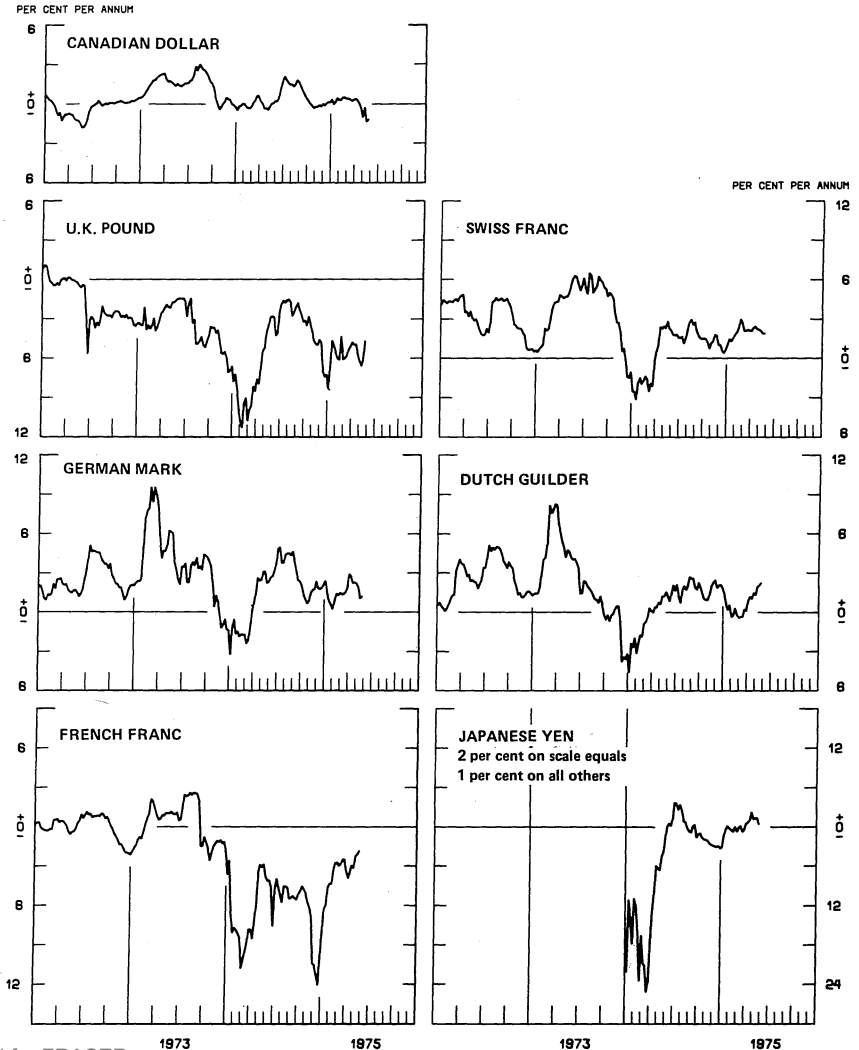


Chart 3
PRICE OF GOLD IN LONDON
AVERAGES FOR WEEK ENDING WEDNESDAY

5

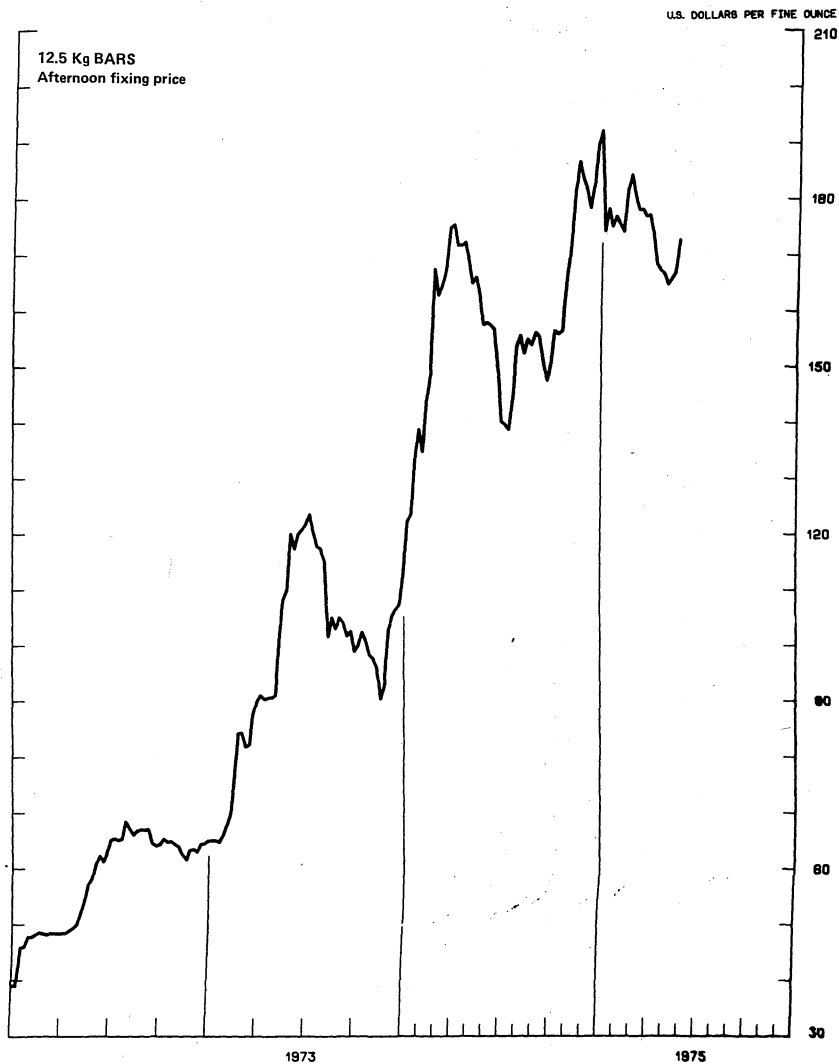


Chart 4
CALL MONEY RATES
 WEEKLY SERIES

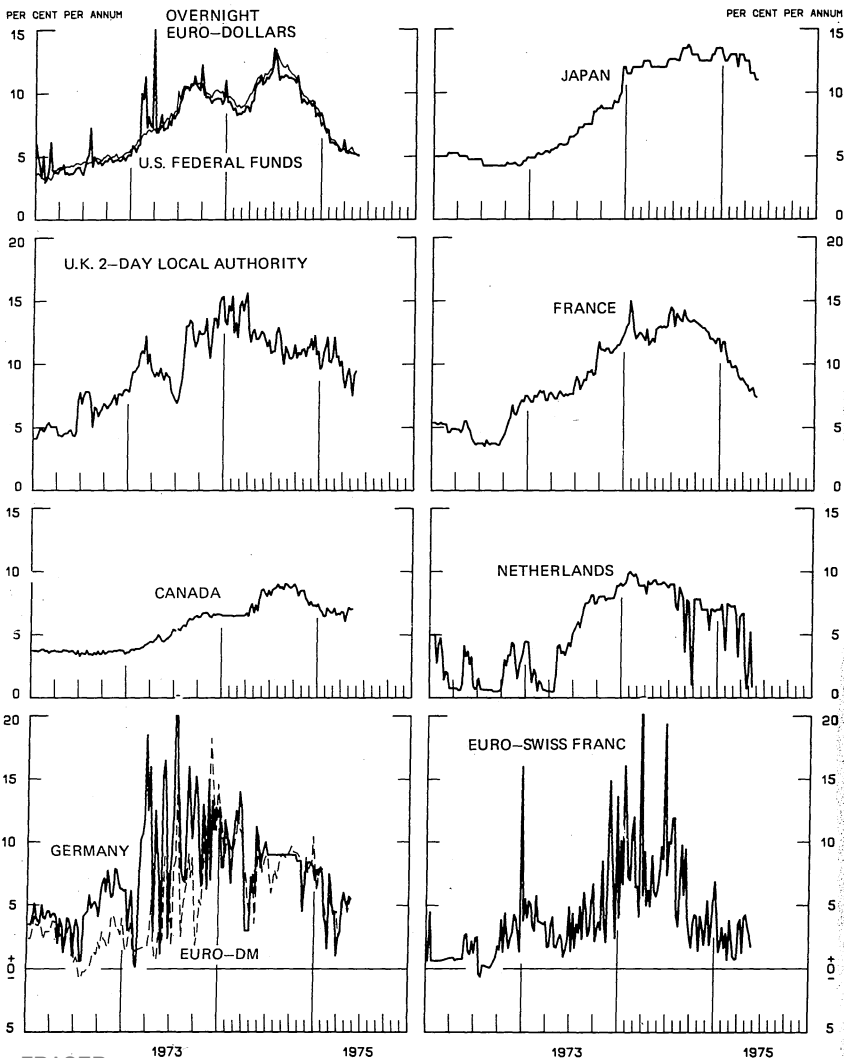


Chart 5
3-MONTH INTEREST RATES
WEEKLY SERIES

7

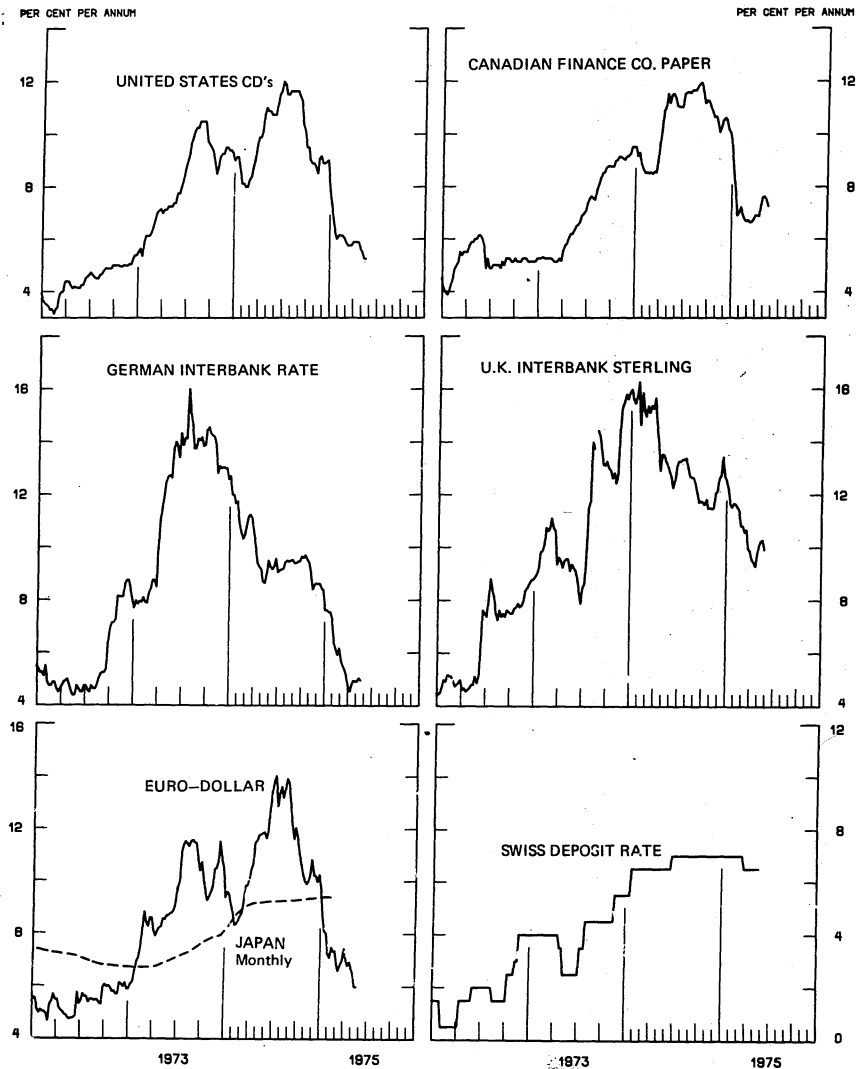


Chart 6
EURO-DOLLAR DEPOSIT RATES London
AVERAGES FOR WEEK ENDING WEDNESDAY

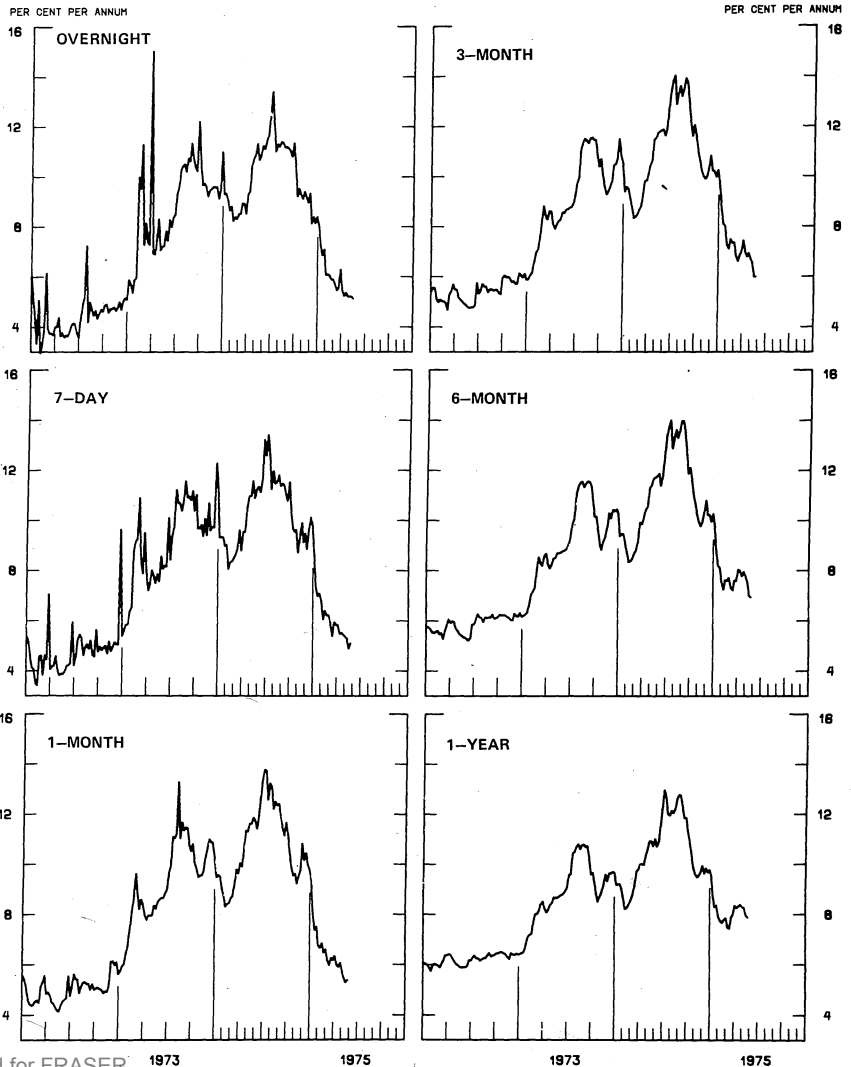
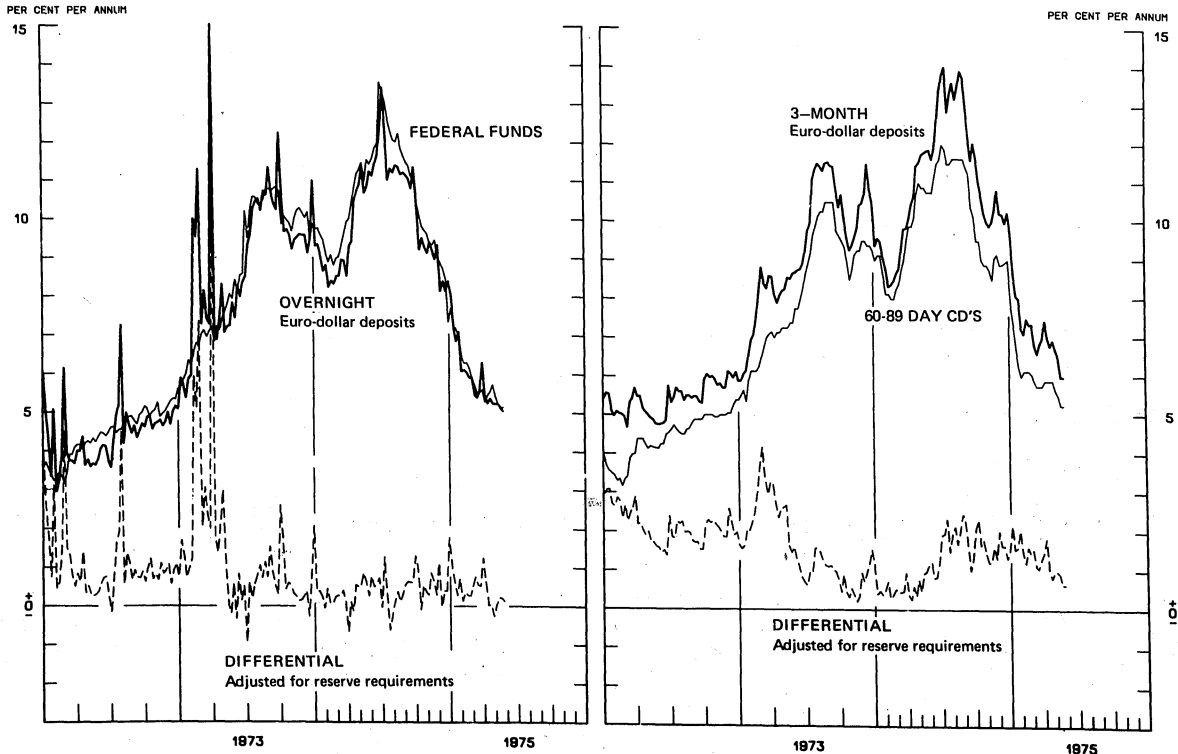


Chart 7
SELECTED EURO-DOLLAR AND U.S. MONEY MARKET RATES
 AVERAGES FOR WEEK ENDING WEDNESDAY

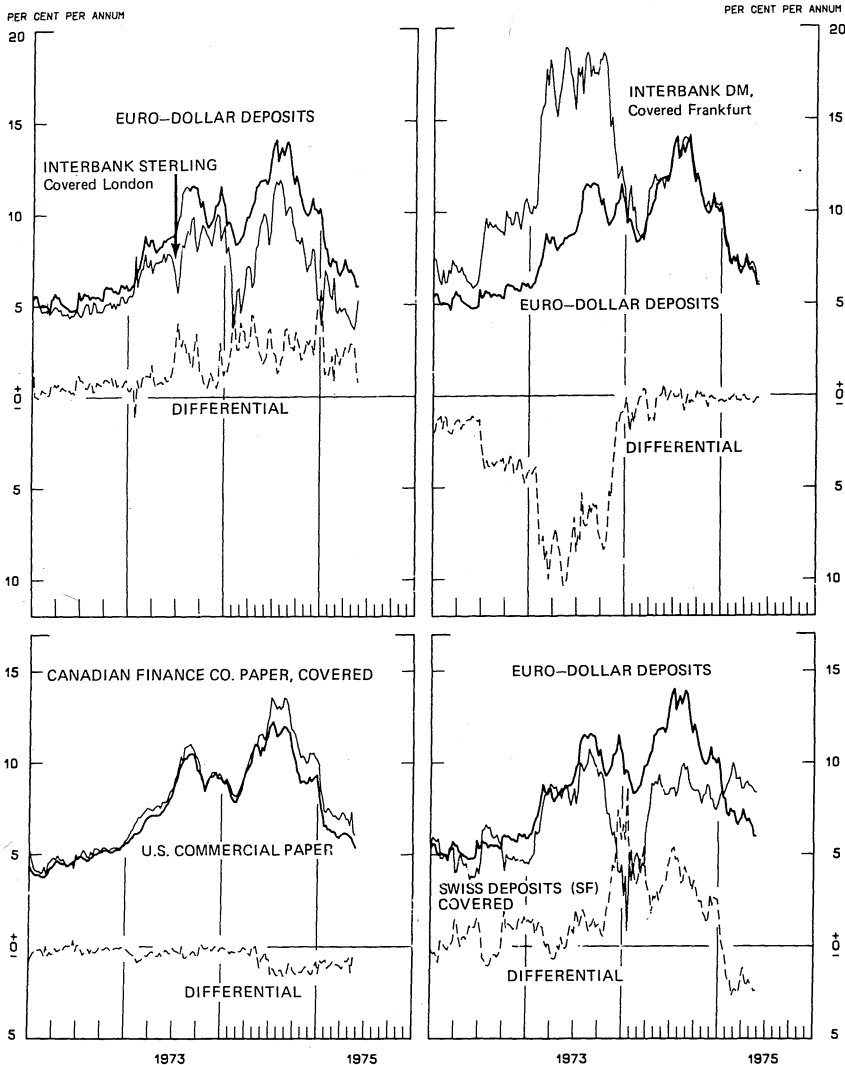


9

INTEREST ARBITRAGE: 3-MONTH FUNDS

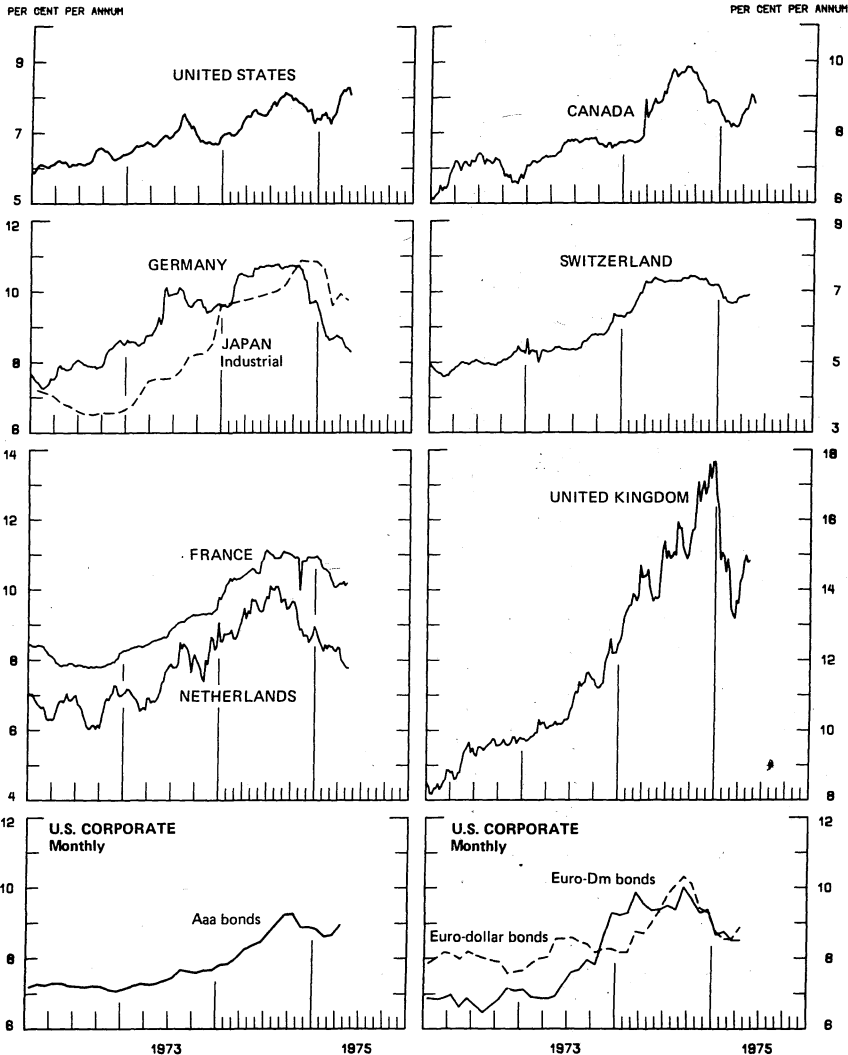
AVERAGES FOR WEEK ENDING WEDNESDAY

DIFFERENTIAL: PLUS (+), INDICATES FAVOR DOLLAR ASSETS



LONG-TERM GOVERNMENT BOND YIELDS

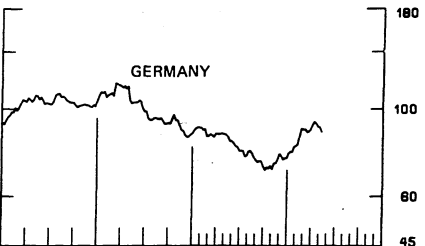
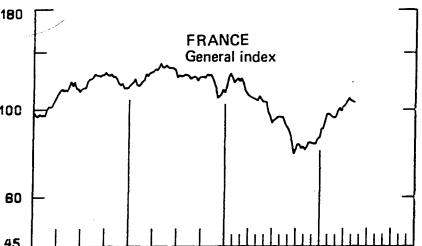
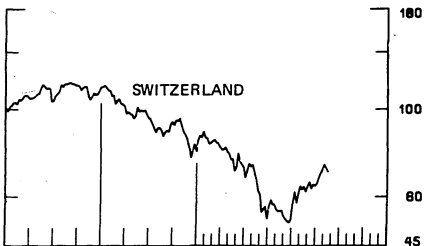
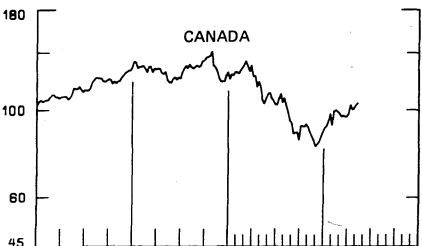
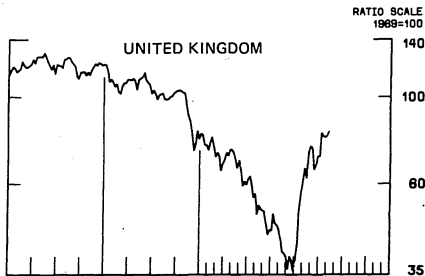
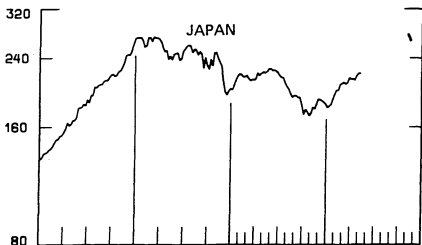
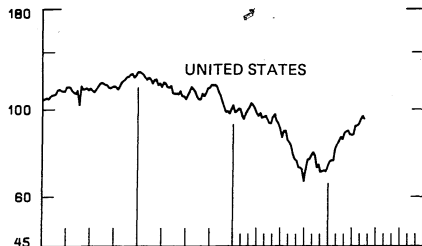
WEEKLY SERIES



12

Chart 10
INDUSTRIAL STOCK INDEXES
WEEKLY SERIES

RATIO SCALE
1969=100



SERIES NAME

LAST VALUE PLOTTED
DATE VALUE

13

CHART 1. SPOT EXCHANGE RATES

U.S. DOLLAR, WEIGHTED AVERAGE	MAY 28	78.97
JAPANESE YEN	MAY 28	123.62
GERMAN MARK	MAY 28	156.87
DUTCH GUILDER	MAY 28	150.82
U.K. POUND	MAY 28	96.87
CANADIAN DOLLAR	MAY 28	105.10
FRENCH FRANC	MAY 28	139.12
SWISS FRANC	MAY 28	176.32
BELGIAN FRANC	MAY 28	143.51
ITALIAN LIRA	MAY 28	100.16

CHART 2. 3-MONTH FORWARD EXCHANGE RATES

CANADIAN DOLLAR	MAY 28	-1.18
U.K. POUND	MAY 28	-4.69
GERMAN MARK	MAY 28	1.20
FRENCH FRANC	MAY 28	-1.85
SWISS FRANC	MAY 28	1.87
DUTCH GUILDER	MAY 28	2.23
JAPANESE YEN	MAY 28	0.45

CHART 3. GOLD PRICE IN LONDON

U.S. DOLLAR PER FINE OUNCE	MAY 28	172.79
----------------------------	--------	--------

CHART 4. CALL MONEY RATES

U.S. FEDERAL FUNDS	MAY 28	5.14
OVERNIGHT EURO-DOLLAR DEPOSITS	MAY 28	5.04
U.K. 2-DAY LOCAL AUTHORITY DEPOSITS	MAY 23	9.44
CANADA	MAY 16	7.05
GERMANY	MAY 23	5.50
EURO-DM	MAY 23	5.50
JAPAN	MAY 16	11.00
FRANCE	MAY 23	7.38
NETHERLANDS	MAY 16	0.88
EURO-SWISS FRANC	MAY 23	1.71

CHART 5. 3-MONTH INTEREST RATES

U.S. CD'S (60-89 DAYS)	MAY 28	5.25
GERMAN INTERBANK LOAN	MAY 28	4.96
JAPANESE COMPOSITE LOAN	FEB 28	9.39
EURO-DOLLAR DEPOSIT	MAY 28	5.98
CANADIAN FINANCE COMPANY PAPER	MAY 28	7.25
INTERBANK STERLING	MAY 28	9.91
SWISS DEPOSIT	MAY 28	6.50

14

SERIES NAME

LAST VALUE PLOTTED
DATE VALUE

CHART 6. EURC-DOLLAR DEPOSIT RATES: LONDON

OVERNIGHT	MAY 28	5.04
7-DAY	MAY 28	5.11
1-MONTH	MAY 28	5.39
3-MONTH	MAY 28	5.98
6-MONTH	MAY 28	6.94
1-YEAR	MAY 28	7.88

CHART 7. SELECTED EURO-DOLLAR AND U.S. MONEY MARKET RATES

OVERNIGHT EURO-DOLLAR DEPOSITS	MAY 28	5.04
U.S. FEDERAL FUNDS	MAY 28	5.14
DIFFERENTIAL ADJ. FOR RESERVE REQUIREMENTS	MAY 28	0.13
3-MONTH EURO-DOLLAR DEPOSIT RATE	MAY 28	5.98
U.S. CD'S (60-89 DAYS)	MAY 28	5.25
DIFFERENTIAL ADJ. FOR RESERVE REQUIREMENTS	MAY 28	0.64

CHART 8. INTEREST ARBITRAGE, 3-MONTH FUNDS

EURO-DOLLAR DEPOSIT	MAY 28	5.98
INTERBANK STERLING (LONDON), COVERED	MAY 28	5.22
DIFFERENTIAL	MAY 28	0.77
U.S. COMMERCIAL PAPER	MAY 28	5.38
CANADIAN FINANCE CO. PAPER, COVERED	MAY 28	6.07
DIFFERENTIAL	MAY 28	-0.69
EURO-DOLLAR DEPOSIT	MAY 28	5.96
INTERBANK DM (FRANKFURT), COVERED	MAY 28	6.16
DIFFERENTIAL	MAY 28	-0.17
EURO-DOLLAR DEPOSIT	MAY 28	5.98
SWISS DEPOSIT (SF), COVERED	MAY 28	8.37
DIFFERENTIAL	MAY 28	-2.39

SERIES NAME

LAST VALUE PLOTTED
DATE VALUE

CHART 9. LONG TERM GOVERNMENT BOND YIELDS

UNITED STATES	MAY 16	8.04
GERMANY	MAY 16	8.29
JAPAN (MONTHLY)	MAY 2	9.76
SWITZERLAND	MAY 2	6.89
CANADA	MAY 16	8.80
FRANCE	MAY 9	10.18
NETHERLANDS	MAY 16	7.78
UNITED KINGDOM	MAY 16	14.82

U.S. CORPORATE

AAA BONDS	MAY 2	8.95
EURO-DM BONDS	MAY 2	8.50
EURO-DOLLAR BONDS	MAY 2	8.87

CHART 10. INDUSTRIAL STOCK INDEXES

UNITED STATES	MAY 23	94.61
JAPAN	MAY 16	219.16
CANADA	MAY 16	103.98
FRANCE	MAY 16	104.41
UNITED KINGDOM	MAY 16	81.42
SWITZERLAND	MAY 23	69.41
GERMANY	MAY 16	87.46



H-10

MAY 30, 1975

FOREIGN EXCHANGE RATES

FOR THE WEEK ENDING MAY 30, 1975

The Board of Governors of the Federal Reserve System is advised that the Federal Reserve Bank of New York has certified for customs purposes the following noon buying rate in New York City for cable transfers payable in foreign currencies:

COUNTRY	MONETARY UNIT	(RATE U.S. CENTS)				
		MAY 26	MAY 27	MAY 28	MAY 29	MAY 30
AUSTRALIA	DOLLAR		134.4000	134.3500	134.3000	134.0500
AUSTRIA	SCHILLING		6.05000	6.05000	6.04000	6.01000
BELGIUM	FRANC	H	2.85850	2.86600	2.85950	2.86000
CANADA	DOLLAR		97.2900	97.3000	97.3700	97.7700
DENMARK	KRONE		18.4600	18.4800	18.4500	18.3200
FINLAND	MARKKA	D	28.3200	28.3600	28.3000	28.2200
FRANCE	FRANC		25.2000	24.9400	24.9400	24.7500
GERMANY	D. MARK		42.8600	42.7800	42.7500	42.6700
INDIA	RUPEE	L	12.3500	12.3500	12.3500	12.3500
IRELAND	POUND		232.6500	232.0000	231.6500	231.6000
ITALY	LIRA		0.16030	0.16030	0.16030	0.16000
JAPAN	YEN	I	0.34330	0.34400	0.34320	0.34300
MALAYSIA	DOLLAR		44.4100	44.4000	44.3300	44.1900
MEXICO	PESO		8.0000	8.0000	8.0000	8.0000
NETHERLANDS	GUILDER	D	41.6100	41.6400	41.6400	41.6300
NEW ZEALAND	DOLLAR		132.0000	131.0000	131.0000	131.6500
NORWAY	KRONE		20.2700	20.2900	20.2900	20.2500
PORTUGAL	ESCUDO	A	4.1100	4.1300	4.1200	4.1000
SOUTH AFRICA	RAND		147.1000	147.1000	147.1000	147.1000
SPAIN	PESETA		1.7965	1.7970	1.7955	1.7910
SRI LANKA	RUPEE	Y	15.4000	15.4000	15.4000	15.4000
SWEDEN	KRONA		25.5600	25.5800	25.5400	25.4300
SWITZERLAND	FRANC		40.3800	40.2900	40.1300	39.9700
UNITED KINGDOM	POUND		232.6500	232.0000	231.6500	231.6000