

*Summers 1*

H.13

APR 23 1975  
DEPT. OF THE TREASURY

# Selected Interest & Exchange Rates

## Weekly Series of Charts

APRIL 28, 1975

DIVISION OF  
INTERNATIONAL FINANCE

Prepared by the  
FINANCIAL MARKETS  
SECTION

1 BOARD OF GOVERNORS  
FEDERAL RESERVE SYSTEM  
Washington, D.C. 20551

---

# Table of Contents

## CHARTS

1. SPOT EXCHANGE RATE INDEXES
2. 3-MONTH FORWARD EXCHANGE RATES
3. GOLD PRICE--LONDON
4. CALL MONEY RATES
5. 3-MONTH INTEREST RATES
6. EURO-DOLLAR DEPOSIT RATES
7. SELECTED EURO-DOLLAR AND U.S. MONEY MARKET RATES
8. INTEREST ARBITRAGE: 3-MONTH FUNDS
9. LONG-TERM GOVERNMENT BOND YIELDS
10. INDUSTRIAL STOCK INDEXES

## TABLES

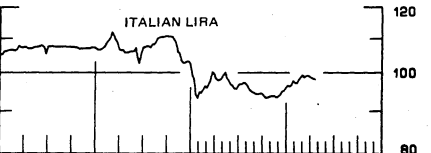
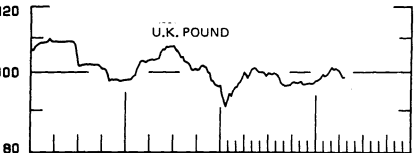
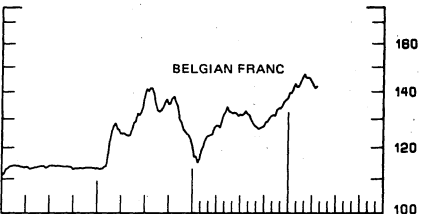
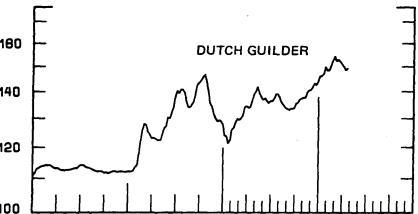
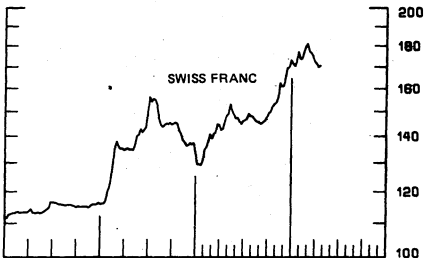
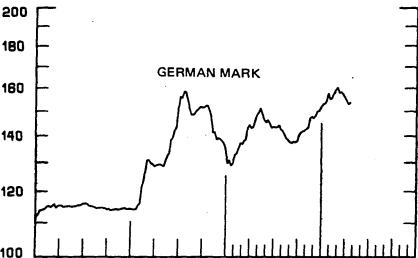
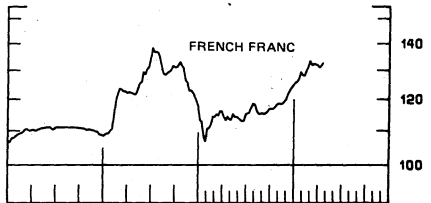
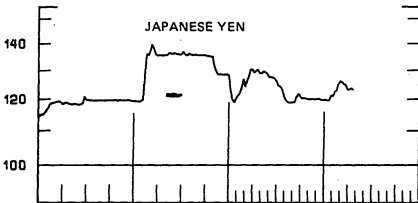

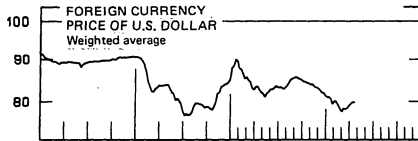
1. LATEST FIGURES PLOTTED
2. DAILY CERTIFIED SPOT EXCHANGE RATES--H.10 RELEASE

# SPOT EXCHANGE RATES

INDEXES OF DOLLAR PRICES OF FOREIGN CURRENCIES  
AVERAGES FOR WEEK ENDING WEDNESDAY

RATIO SCALE  
MAY 1970 PARITY=100

RATIO SCALE  
MAY 1970 PARITY=100



1973

1975

1973

1975

Chart 2  
**3-MONTH FORWARD EXCHANGE RATES**  
 PREMIUM (+), OR DISCOUNT (-)  
 AVERAGES FOR WEEK ENDING WEDNESDAY

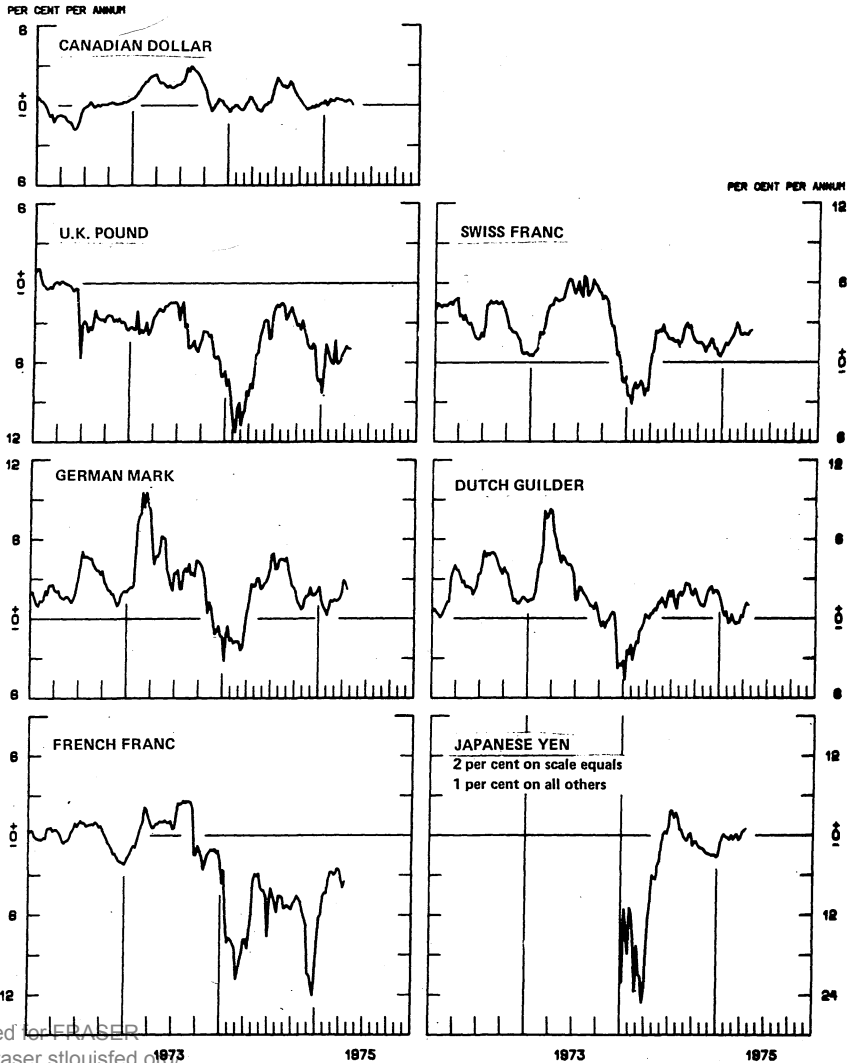
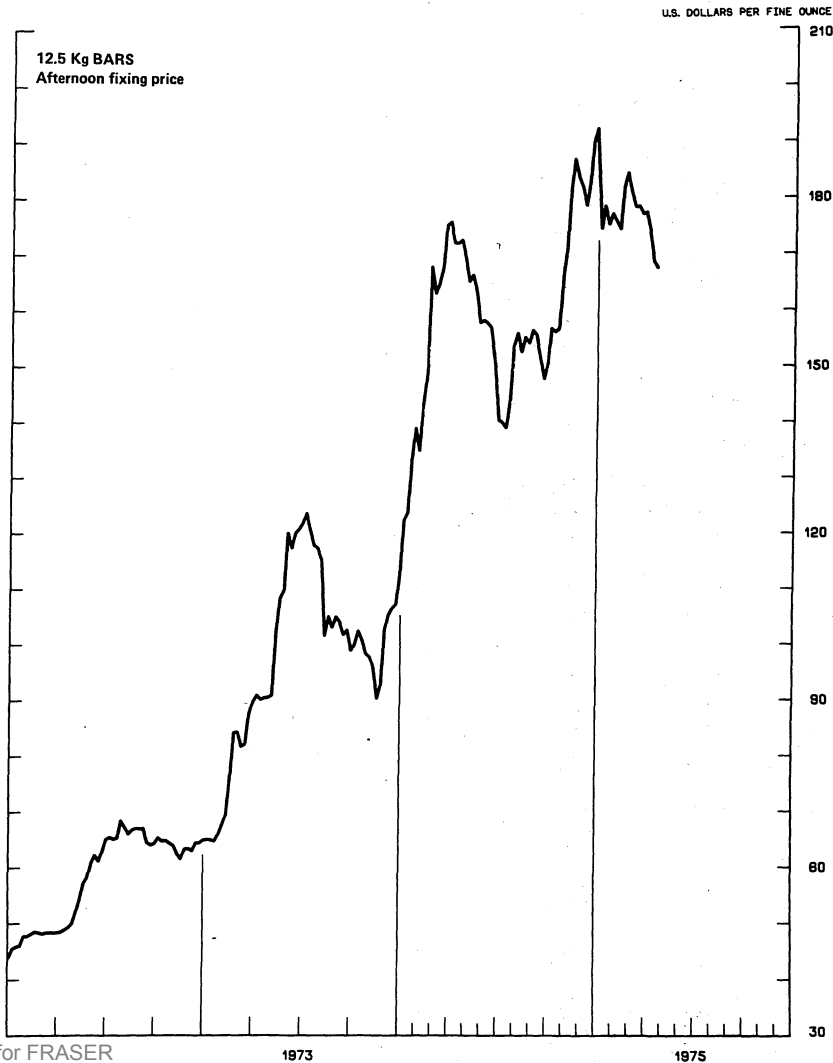


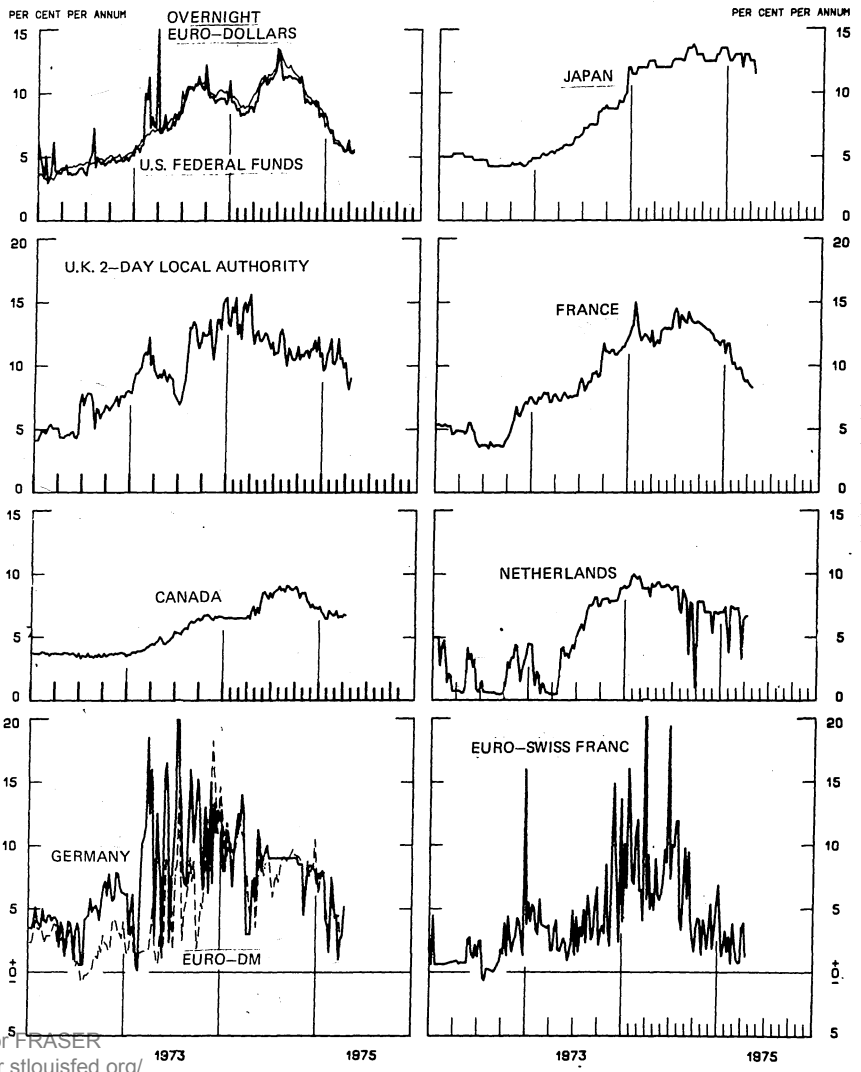
Chart 3  
**PRICE OF GOLD IN LONDON**  
AVERAGES FOR WEEK ENDING WEDNESDAY

5



6

Chart 4  
**CALL MONEY RATES**  
WEEKLY SERIES

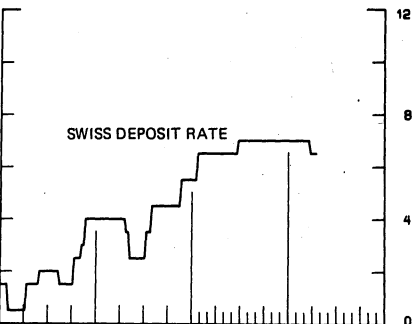
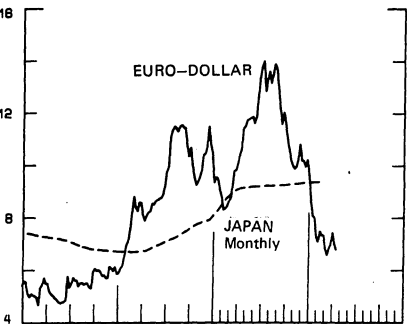
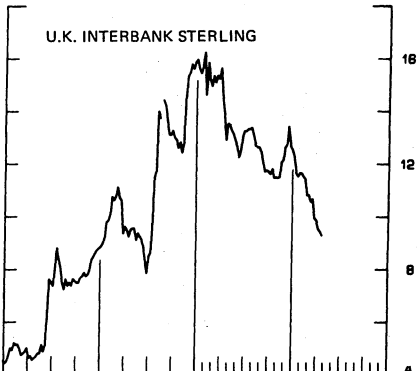
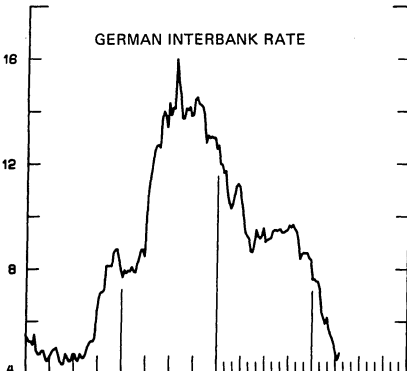
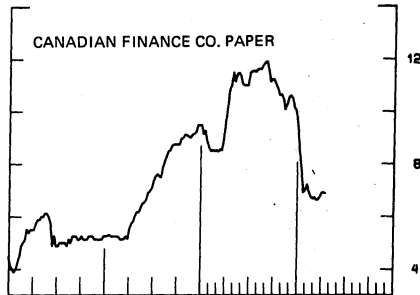
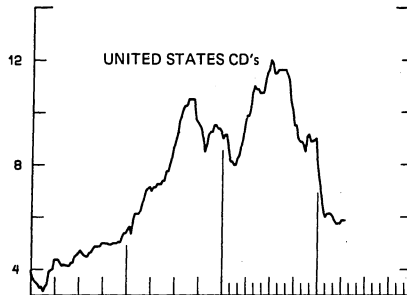


7

Chart 5  
**3-MONTH INTEREST RATES**  
 WEEKLY SERIES

PER CENT PER ANNUM

PER CENT PER ANNUM



1973

1975

1973

1975

8

Chart 6  
**EURO-DOLLAR DEPOSIT RATES London**  
AVERAGES FOR WEEK ENDING WEDNESDAY

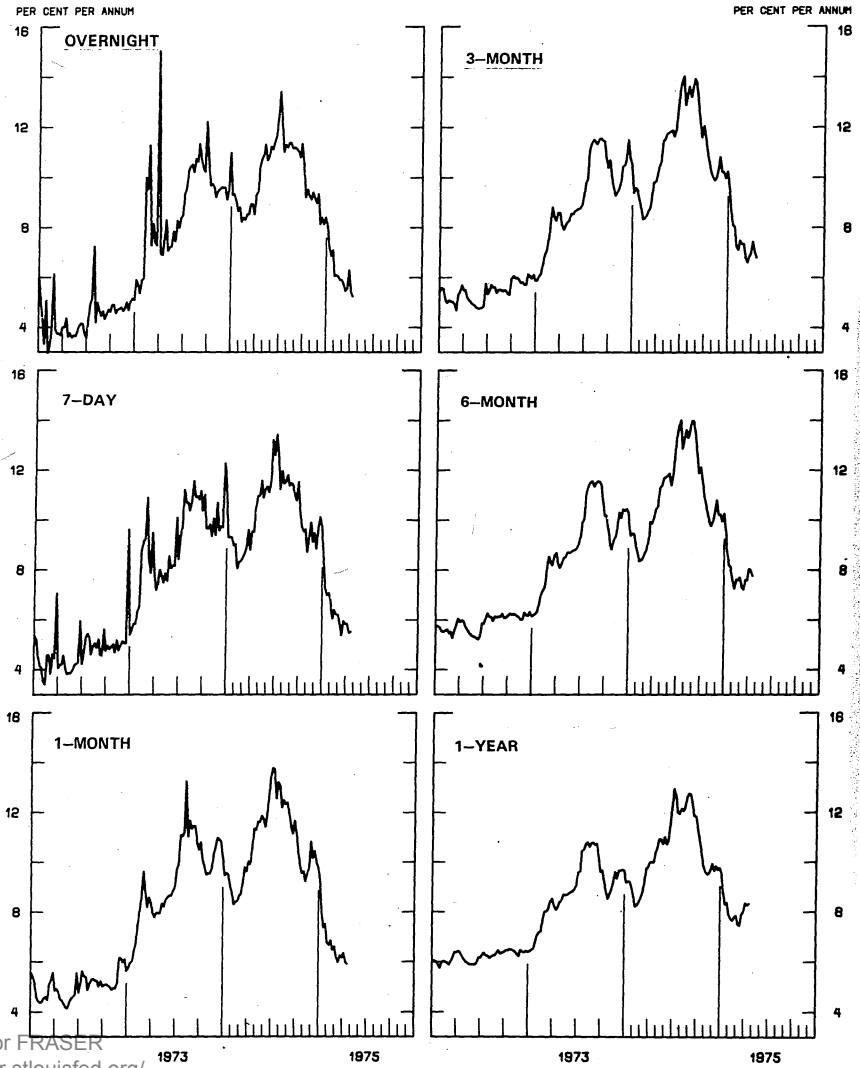
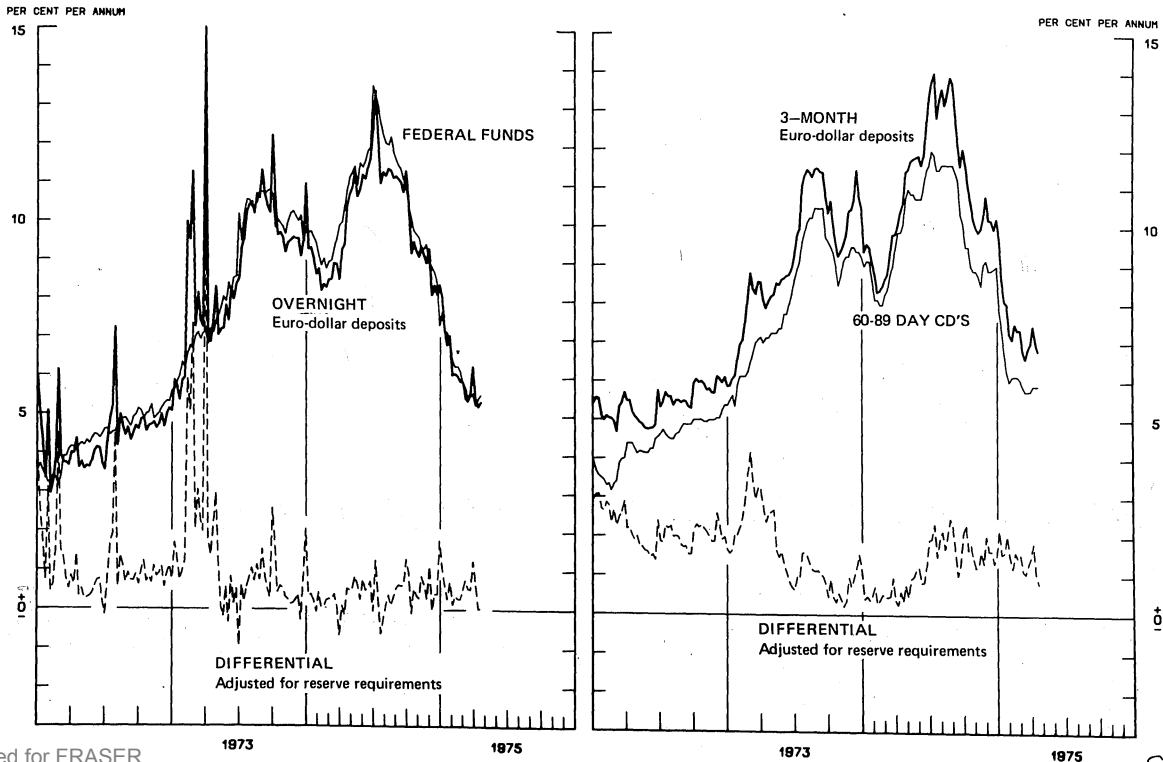




Chart 7  
**SELECTED EURO-DOLLAR AND U.S. MONEY MARKET RATES**  
 AVERAGES FOR WEEK ENDING WEDNESDAY



10

Chart 8

# INTEREST ARBITRAGE: 3-MONTH FUNDS

AVERAGES FOR WEEK ENDING WEDNESDAY

DIFFERENTIAL: PLUS (+), INDICATES FAVOR DOLLAR ASSETS

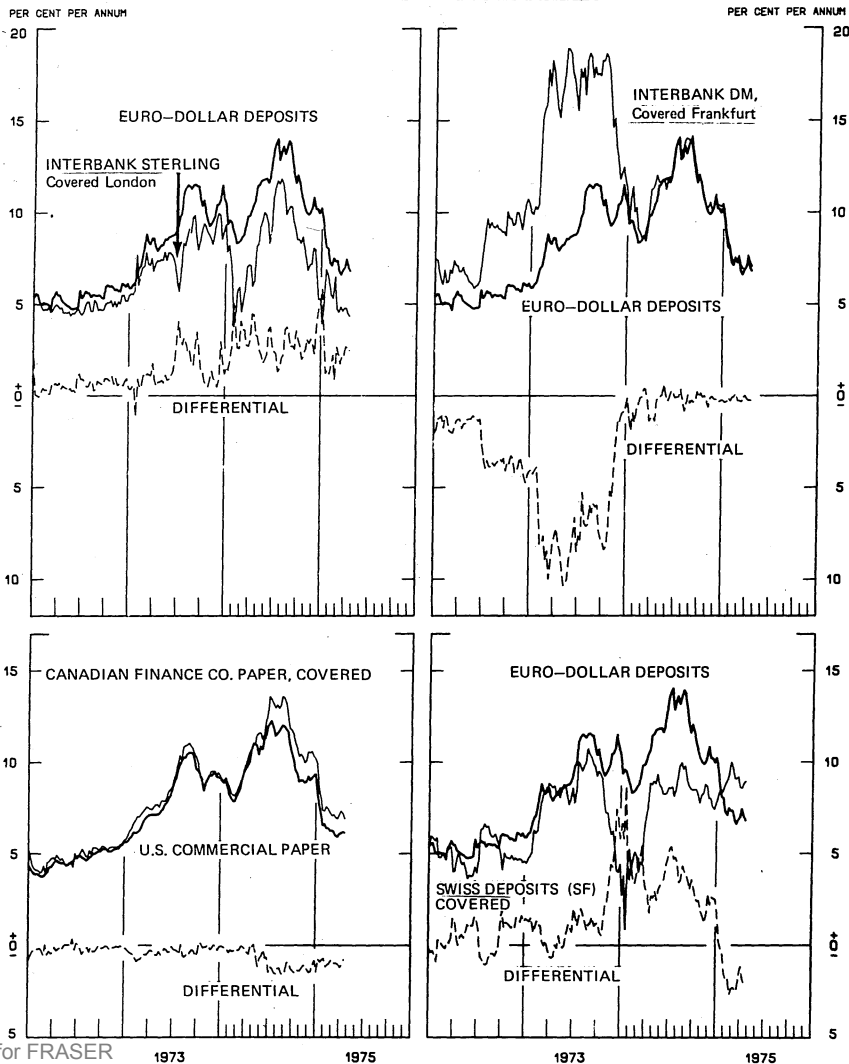
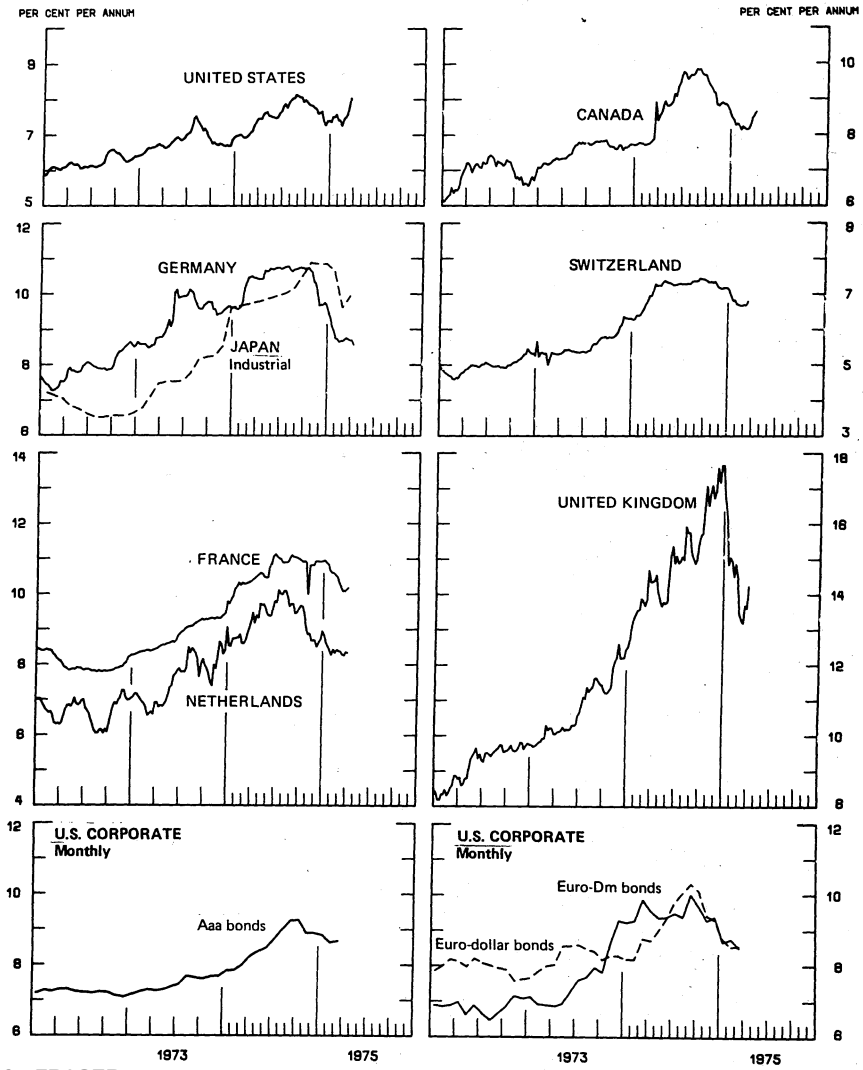


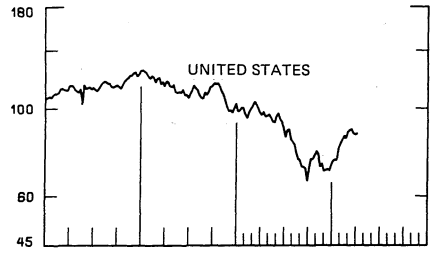
Chart 9  
**LONG-TERM GOVERNMENT BOND YIELDS**  
 WEEKLY SERIES



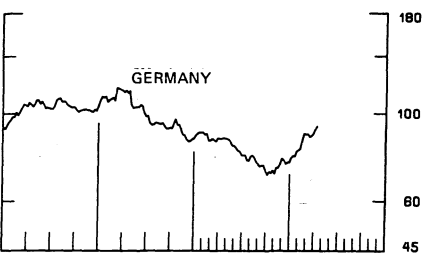
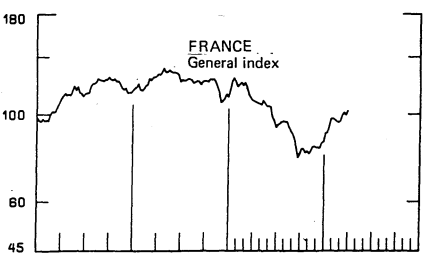
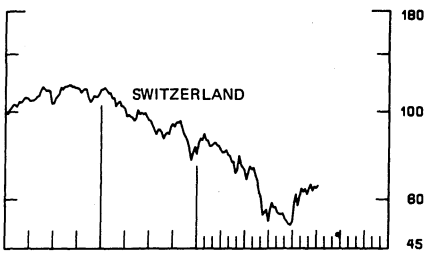
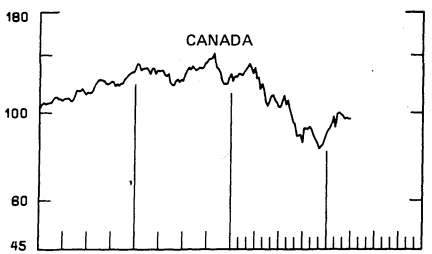
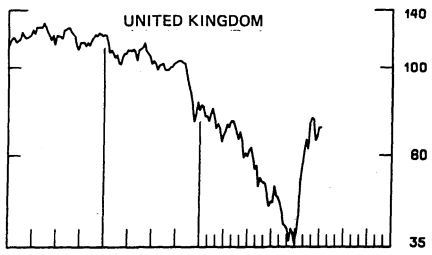
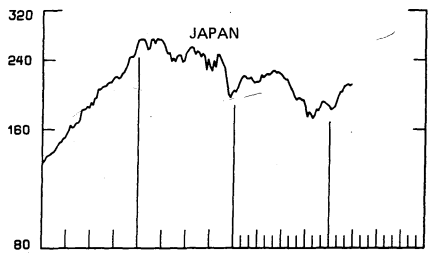
12

Chart 10  
**INDUSTRIAL STOCK INDEXES**  
WEEKLY SERIES

RATIO SCALE  
1969=100



RATIO SCALE  
1969=100



1973

1975

1973

1975

SERIES NAME

LAST VALUE PLOTTED  
DATE VALUE

CHART 1. SPOT EXCHANGE RATES

|                               |          |        |
|-------------------------------|----------|--------|
| U.S. DOLLAR, WEIGHTED AVERAGE | APRIL 23 | 79.76  |
| JAPANESE YEN                  | APRIL 23 | 123.13 |
| GERMAN MARK                   | APRIL 23 | 153.76 |
| DUTCH GUILDER                 | APRIL 23 | 149.17 |
| U.K. POUND                    | APRIL 23 | 98.59  |
| CANADIAN DOLLAR               | APRIL 23 | 106.46 |
| FRENCH FRANC                  | APRIL 23 | 132.59 |
| SWISS FRANC                   | APRIL 23 | 170.56 |
| BELGIAN FRANC                 | APRIL 23 | 142.04 |
| ITALIAN LIRA                  | APRIL 23 | 98.25  |

CHART 2. 3-MONTH FORWARD EXCHANGE RATES

|                 |          |       |
|-----------------|----------|-------|
| CANADIAN DOLLAR | APRIL 23 | 0.03  |
| U.K. POUND      | APRIL 23 | -4.94 |
| GERMAN MARK     | APRIL 23 | 2.23  |
| FRENCH FRANC    | APRIL 23 | -3.47 |
| SWISS FRANC     | APRIL 23 | 2.45  |
| DUTCH GUILDER   | APRIL 23 | 1.04  |
| JAPANESE YEN    | APRIL 23 | 1.02  |

CHART 3. GOLD PRICE IN LONDON

|                            |          |        |
|----------------------------|----------|--------|
| U.S. DOLLAR PER FINE OUNCE | APRIL 23 | 167.37 |
|----------------------------|----------|--------|

CHART 4. CALL MONEY RATES

|                                     |          |       |
|-------------------------------------|----------|-------|
| U.S. FEDERAL FUNDS                  | APRIL 23 | 5.54  |
| OVERNIGHT EURO-DOLLAR DEPOSITS      | APRIL 23 | 5.36  |
| U.K. 2-DAY LOCAL AUTHORITY DEPOSITS | APRIL 18 | 9.00  |
| CANADA                              | APRIL 11 | 6.75  |
| GERMANY                             | APRIL 18 | 5.20  |
| EURO-DM                             | APRIL 18 | 4.50  |
| JAPAN                               | APRIL 18 | 11.50 |
| FRANCE                              | APRIL 18 | 8.25  |
| NETHERLANDS                         | APRIL 11 | 6.68  |
| EURO-SWISS FRANC                    | APRIL 18 | 1.25  |

CHART 5. 3-MONTH INTEREST RATES

|                                |          |      |
|--------------------------------|----------|------|
| U.S. CD'S (60-89 DAYS)         | APRIL 23 | 5.88 |
| GERMAN INTERBANK LOAN          | APRIL 23 | 4.80 |
| JAPANESE COMPOSITE LOAN        | FEB. 28  | 9.39 |
| EURO-DOLLAR DEPOSIT            | APRIL 23 | 6.79 |
| CANADIAN FINANCE COMPANY PAPER | APRIL 23 | 6.88 |
| INTERBANK STERLING             | APRIL 23 | 9.29 |
| SWISS DEPOSIT                  | APRIL 23 | 6.50 |

14

SERIES NAME

LAST VALUE PLOTTED  
DATE VALUE

CHART 6. EURO-DOLLAR DEPOSIT RATES: LONDON

|           |          |      |
|-----------|----------|------|
| OVERNIGHT | APRIL 23 | 5.36 |
| 7-DAY     | APRIL 23 | 5.52 |
| 1-MONTH   | APRIL 23 | 5.91 |
| 3-MONTH   | APRIL 23 | 6.79 |
| 6-MONTH   | APRIL 23 | 7.78 |
| 1-YEAR    | APRIL 23 | 8.33 |

CHART 7. SELECTED EURO-DOLLAR AND U.S. MONEY MARKET RATES

|  |          |      |
|--|----------|------|
| OVERNIGHT EURO-DOLLAR DEPOSITS             | APRIL 23 | 5.36 |
| U.S. FEDERAL FUNDS                         | APRIL 23 | 5.54 |
| DIFFERENTIAL ADJ. FOR RESERVE REQUIREMENTS | APRIL 23 | 0.04 |
| 3-MONTH EURO-DOLLAR DEPOSIT RATE           | APRIL 23 | 6.79 |
| U.S. CD'S (60-89 DAYS)                     | APRIL 23 | 5.88 |
| DIFFERENTIAL ADJ. FOR RESERVE REQUIREMENTS | APRIL 23 | 0.81 |

CHART 8. INTEREST ARBITRAGE, 3-MONTH FUNDS

|                                      |          |       |
|--------------------------------------|----------|-------|
| EURO-DOLLAR DEPOSIT                  | APRIL 23 | 6.79  |
| INTERBANK STERLING (LONDON), COVERED | APRIL 23 | 4.34  |
| DIFFERENTIAL                         | APRIL 23 | 2.44  |
| U.S. COMMERCIAL PAPER                | APRIL 23 | 6.13  |
| CANADIAN FINANCE CO. PAPER, COVERED  | APRIL 23 | 6.91  |
| DIFFERENTIAL                         | APRIL 23 | -0.78 |
| EURO-DOLLAR DEPOSIT                  | APRIL 23 | 6.79  |
| INTERBANK DM (FRANKFURT), COVERED    | APRIL 23 | 7.03  |
| DIFFERENTIAL                         | APRIL 23 | -0.24 |
| EURO-DOLLAR DEPOSIT                  | APRIL 23 | 6.79  |
| SWISS DEPOSIT (SF), COVERED          | APRIL 23 | 8.95  |
| DIFFERENTIAL                         | APRIL 23 | -2.16 |

15

SERIES NAME

LAST VALUE PLOTTED  
DATE VALUE

CHART 9. LONG TERM GOVERNMENT BOND YIELDS

|                 |          |       |
|-----------------|----------|-------|
| UNITED STATES   | APRIL 18 | 8.19  |
| GERMANY         | APRIL 18 | 8.56  |
| JAPAN (MONTHLY) | MAR. 28  | 9.94  |
| SWITZERLAND     | MAR. 21  | 6.79  |
| CANADA          | APRIL 11 | 8.64  |
| FRANCE          | APRIL 11 | 10.18 |
| NETHERLANDS     | APRIL 11 | 8.33  |
| UNITED KINGDOM  | APRIL 11 | 14.24 |

U.S. CORPORATE

|                   |         |      |
|-------------------|---------|------|
| AAA BONDS         | MAR. 28 | 8.67 |
| EURO-DM BONDS     | MAR. 28 | 8.50 |
| EURO-DOLLAR BONDS | MAR. 28 | 8.55 |

CHART 10. INDUSTRIAL STOCK INDEXES

|                |          |        |
|----------------|----------|--------|
| UNITED STATES  | APRIL 18 | 90.79  |
| JAPAN          | MAR. 28  | 207.88 |
| CANADA         | APRIL 4  | 96.43  |
| FRANCE         | APRIL 4  | 101.97 |
| UNITED KINGDOM | APRIL 11 | 70.39  |
| SWITZERLAND    | APRIL 11 | 64.81  |
| GERMANY        | APRIL 18 | 92.79  |



# FEDERAL RESERVE

statistical release

H.10

APRIL 25, 1975

## FOREIGN EXCHANGE RATES

FOR THE WEEK ENDING APRIL 25, 1975

The Board of Governors of the Federal Reserve System is advised that the Federal Reserve Bank of New York has certified for customs purposes the following noon buying rate in New York City for cable transfers payable in foreign currencies:

| COUNTRY        | MONETARY UNIT | (RATE U.S. CENTS) |          |          |          |          |
|----------------|---------------|-------------------|----------|----------|----------|----------|
|                |               | APR. 21           | APR. 22  | APR. 23  | APR. 24  | APR. 25  |
| AUSTRALIA      | DOLLAR        | 134.2000          | 133.9000 | 133.9500 | 134.3000 | 133.7500 |
| AUSTRIA        | SCHILLING     | 5.91000           | 5.91000  | 5.95000  | 5.96000  | 5.92000  |
| BELGIUM        | FRANC         | 2.83500           | 2.84000  | 2.86000  | 2.85550  | 2.83600  |
| CANADA         | DOLLAR        | 98.5500           | 98.6200  | 98.3900  | 98.5000  | 98.3300  |
| DENMARK        | KRONE         | 18.0200           | 18.1000  | 18.1100  | 18.1000  | 18.0500  |
| FINLAND        | MARKKA        | 28.0300           | 28.0500  | 28.0800  | 28.1600  | 28.0800  |
| FRANCE         | FRANC         | 23.8000           | 23.8800  | 24.0500  | 24.0700  | 23.9600  |
| GERMANY        | D. MARK       | 41.8800           | 41.9800  | 42.2800  | 42.1900  | 41.9500  |
| INDIA          | RUPEE         | 12.6500           | 12.6500  | 12.6500  | 12.6500  | 12.6500  |
| IRELAND        | POUND         | 236.2400          | 235.4500 | 236.9000 | 235.9500 | 235.2000 |
| ITALY          | LIRA          | 0.15740           | 0.15740  | 0.15620  | 0.15830  | 0.15820  |
| JAPAN          | YEN           | 0.34150           | 0.34150  | 0.34160  | 0.34150  | 0.34050  |
| MALAYSIA       | DOLLAR        | 43.6700           | 43.6100  | 43.6600  | 43.6600  | 43.7200  |
| MEXICO         | PESO          | 8.0000            | 8.0000   | 8.0000   | 8.0000   | 8.0000   |
| NETHERLANDS    | GUILDER       | 41.0800           | 41.1200  | 41.4900  | 41.3700  | 41.1700  |
| NEW ZEALAND    | DOLLAR        | 132.7000          | 132.3000 | 132.1500 | 132.7500 | 132.7500 |
| NORWAY         | KRONE         | 19.9500           | 19.9700  | 20.0100  | 20.0100  | 19.8800  |
| PORTUGAL       | ESCUDDO       | 4.0500            | 4.0600   | 4.0600   | 4.0700   | 4.0500   |
| SOUTH AFRICA   | RAND          | 146.7500          | 146.7500 | 146.7500 | 146.7500 | 146.7500 |
| SPAIN          | PESETA        | 1.7725            | 1.7725   | 1.7765   | 1.7800   | 1.7765   |
| SRI LANKA      | RUPEE         | 15.4000           | 15.4000  | 15.4000  | 15.4000  | 15.4000  |
| SWEDEN         | KRONA         | 25.1000           | 25.1000  | 25.2700  | 25.2400  | 25.1000  |
| SWITZERLAND    | FRANC         | 38.9100           | 39.0100  | 39.2500  | 39.2200  | 38.9300  |
| UNITED KINGDOM | POUND         | 236.2400          | 235.4500 | 236.9000 | 235.9500 | 235.2000 |