

2/H.13

Selected Interest & Exchange Rates

Weekly Series of Charts

MARCH 24, 1975

Prepared by the
**FINANCIAL MARKETS
SECTION**

**DIVISION OF
INTERNATIONAL FINANCE**

**BOARD OF GOVERNORS
FEDERAL RESERVE SYSTEM**
Washington, D.C. 20551

Table of Contents

CHARTS

1. SPOT EXCHANGE RATE INDEXES
2. 3-MONTH FORWARD EXCHANGE RATES
3. GOLD PRICE--LONDON
4. CALL MONEY RATES
5. 3-MONTH INTEREST RATES
6. EURO-DOLLAR DEPOSIT RATES
7. SELECTED EURO-DOLLAR AND U.S. MONEY MARKET RATES
8. INTEREST ARBITRAGE: 3-MONTH FUNDS
9. LONG-TERM GOVERNMENT BOND YIELDS
10. INDUSTRIAL STOCK INDEXES

TABLES

1. LATEST FIGURES PLOTTED
2. DAILY CERTIFIED SPOT EXCHANGE RATES--H.10 RELEASE

Chart 1

SPOT EXCHANGE RATES

INDEXES OF DOLLAR PRICES OF FOREIGN CURRENCIES

AVERAGES FOR WEEK ENDING WEDNESDAY

RATIO SCALE
MAY 1970 PARITY=100

RATIO SCALE
MAY 1970 PARITY=100

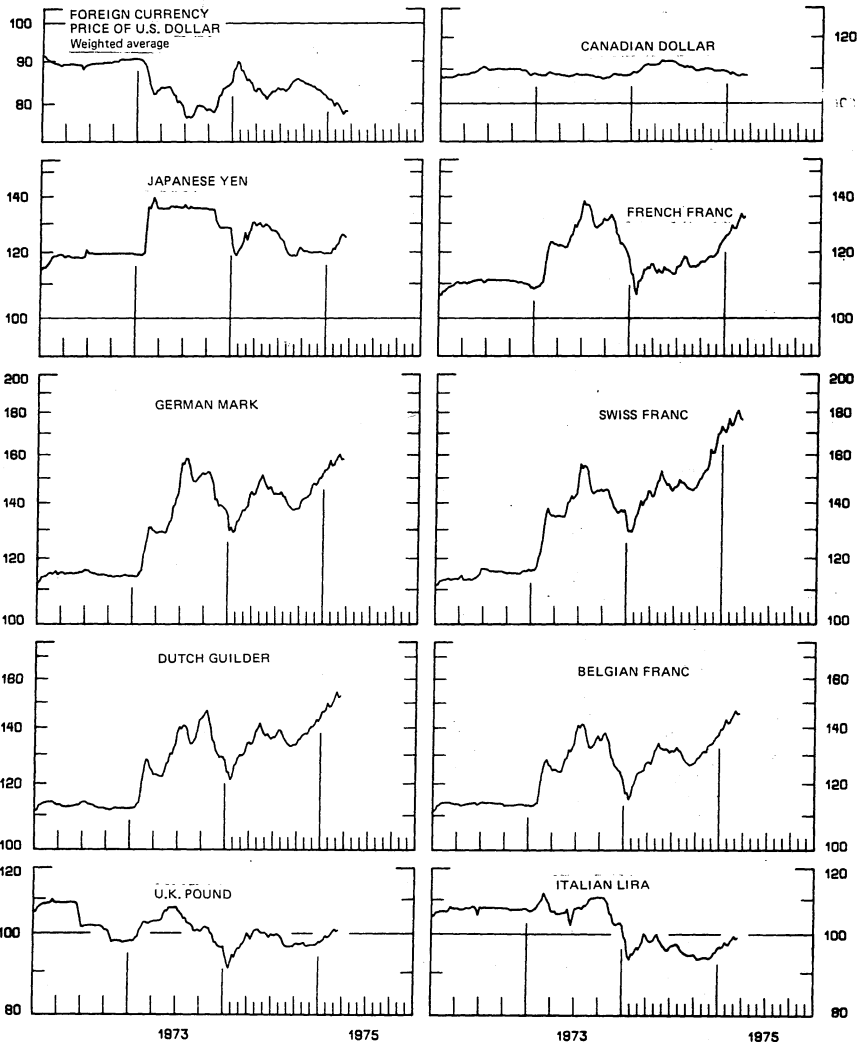


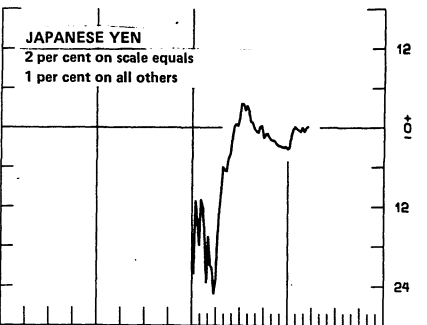
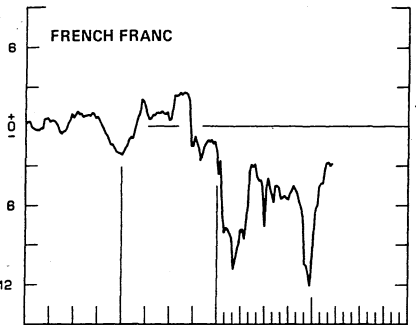
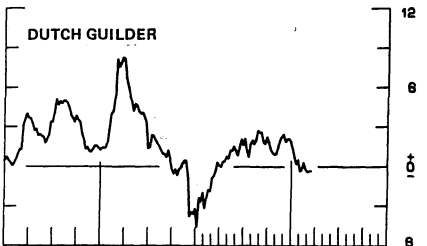
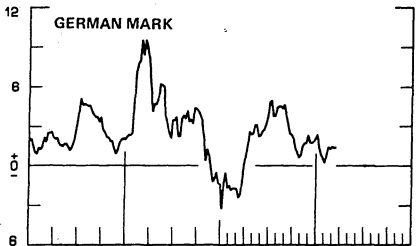
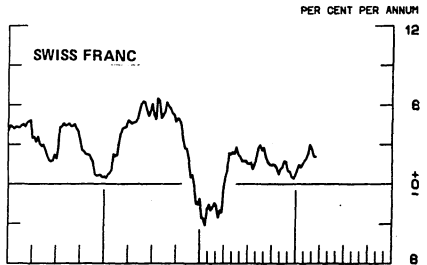
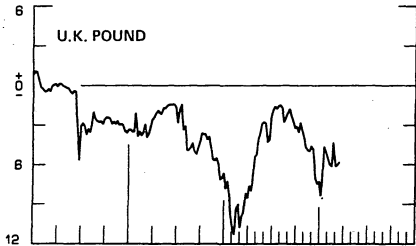
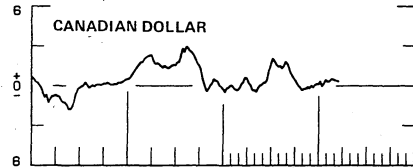
Chart 2

3-MONTH FORWARD EXCHANGE RATES

PREMIUM (+), OR DISCOUNT (-)

AVERAGES FOR WEEK ENDING WEDNESDAY

PER CENT PER ANNUM



1973

1975

1973

1975

Chart 3
PRICE OF GOLD IN LONDON
AVERAGES FOR WEEK ENDING WEDNESDAY

5

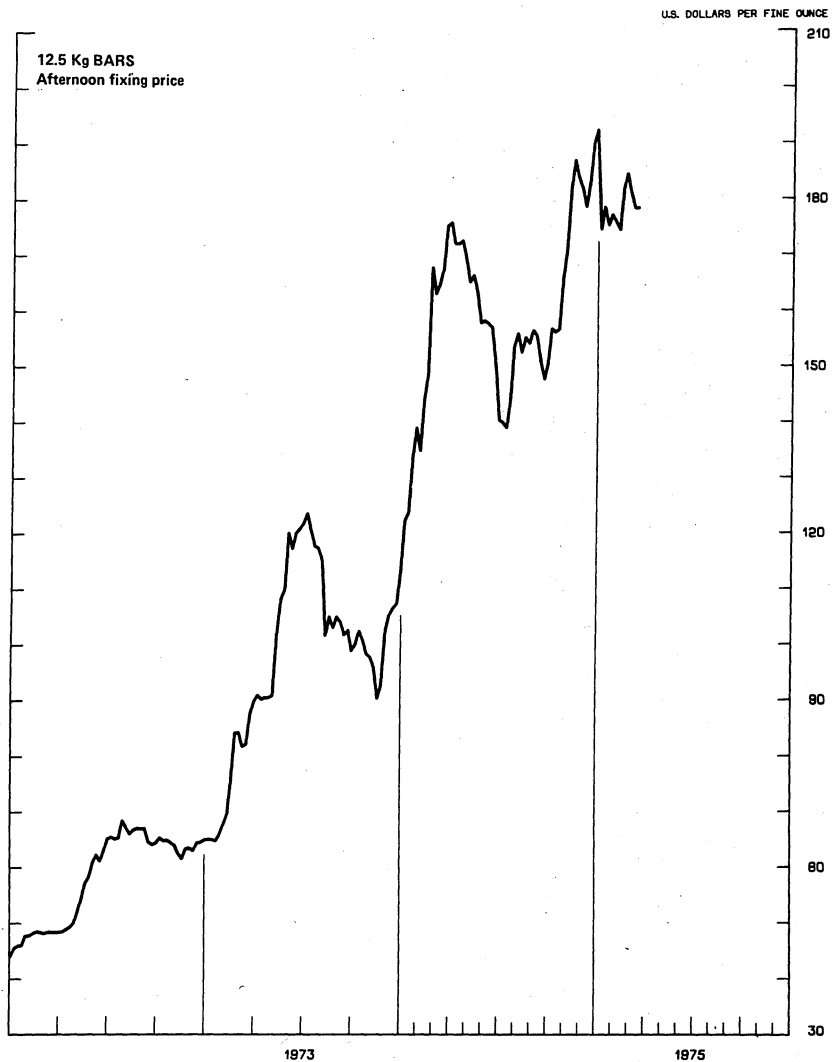


Chart 4
CALL MONEY RATES
WEEKLY SERIES

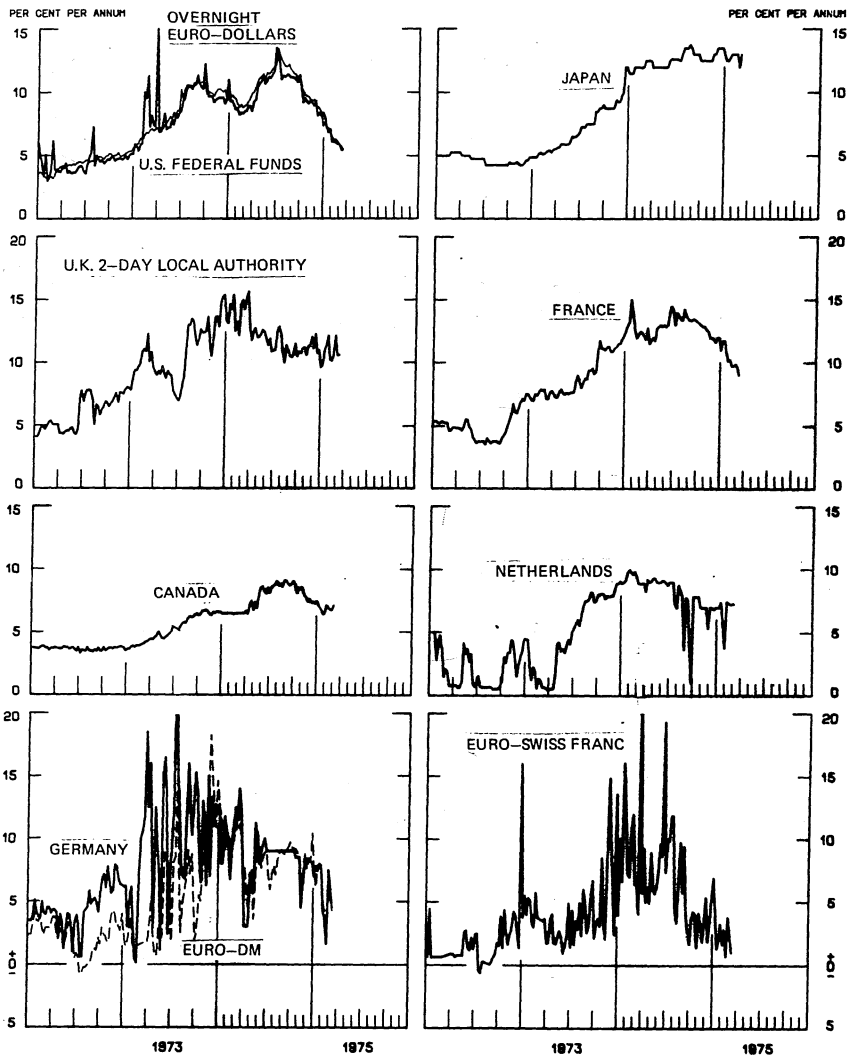
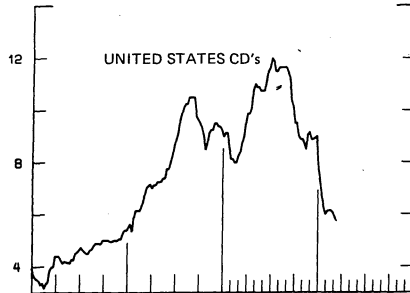
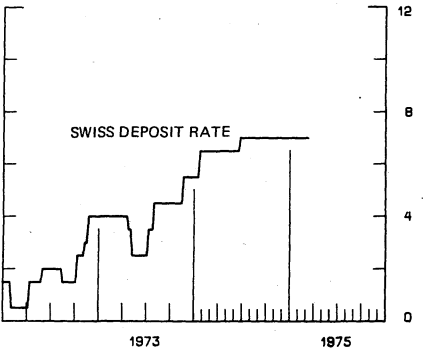
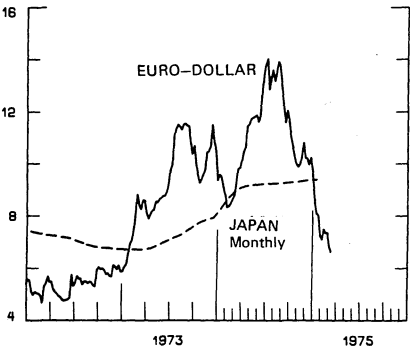
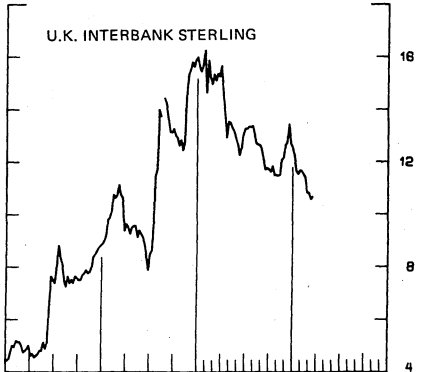
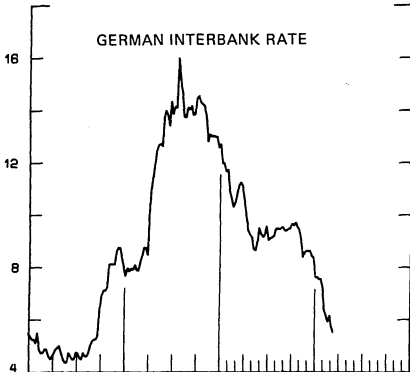
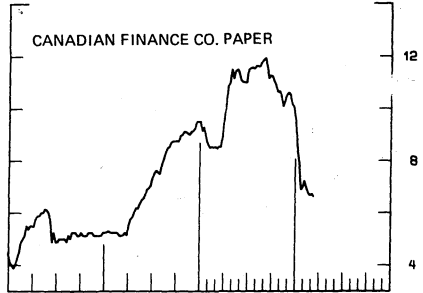


Chart 5
3-MONTH INTEREST RATES
 WEEKLY SERIES

PER CENT PER ANNUM



PER CENT PER ANNUM



1973

1975

1973

1975

8

Chart 6
EURO-DOLLAR DEPOSIT RATES London
AVERAGES FOR WEEK ENDING WEDNESDAY

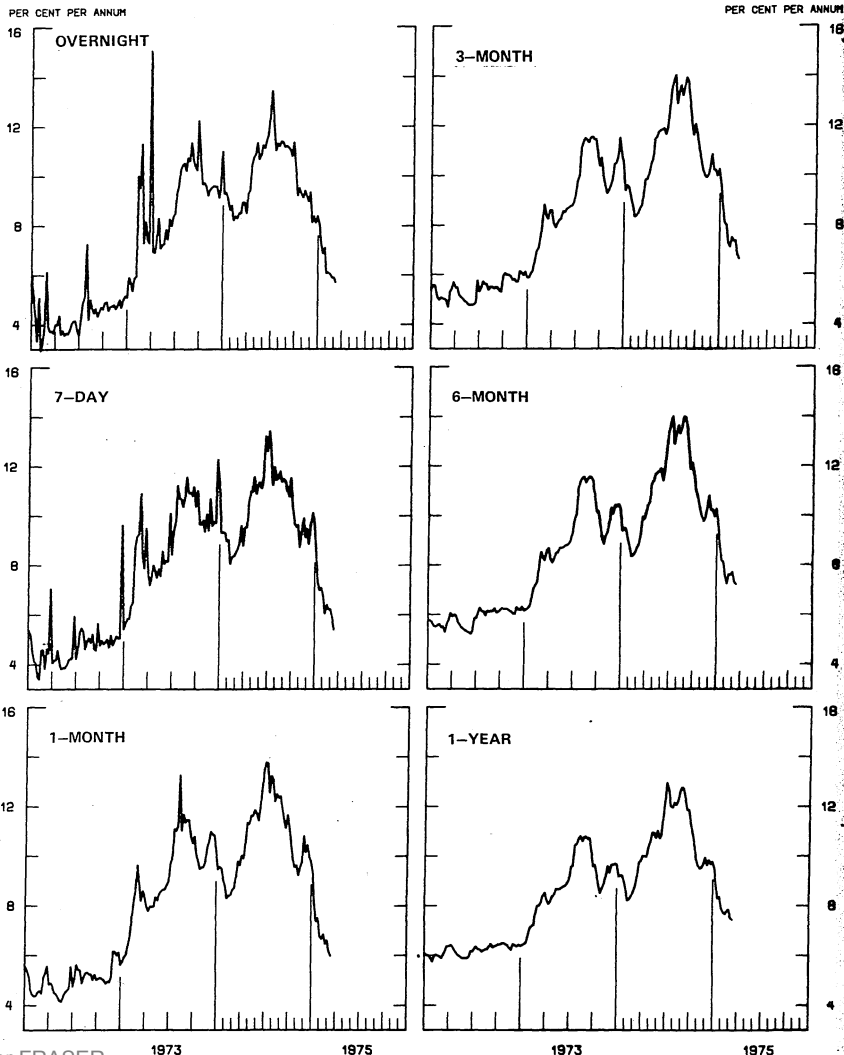
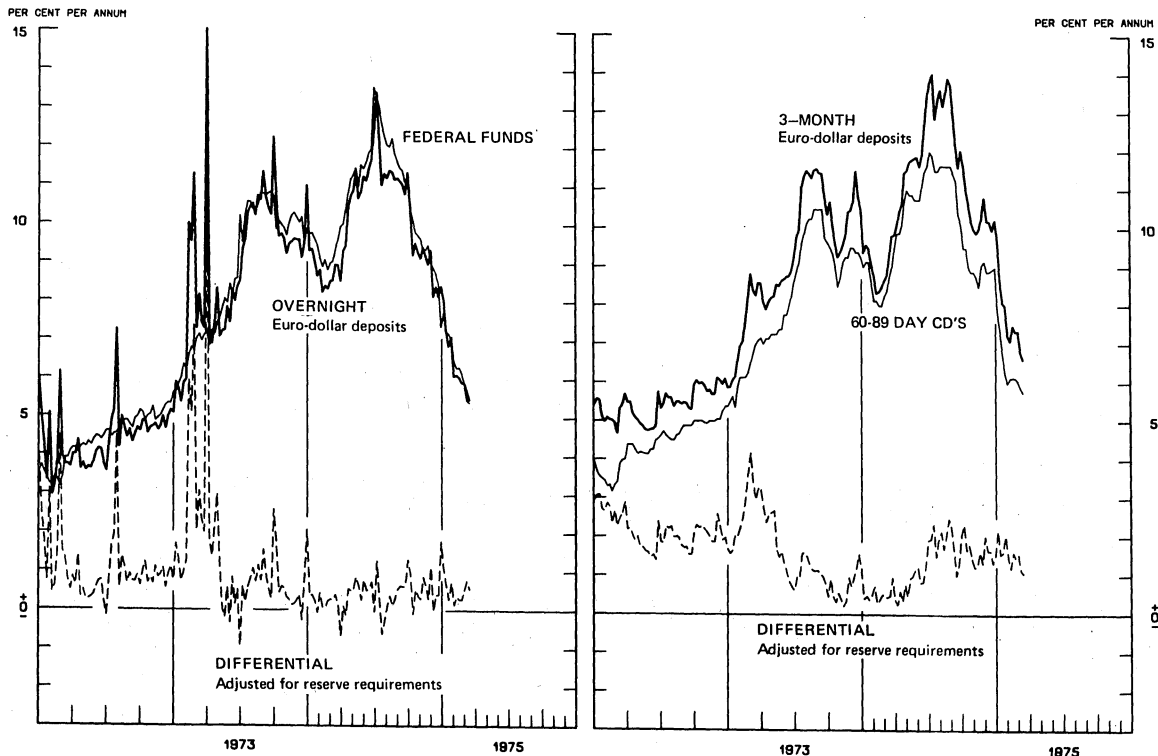


Chart 7
SELECTED EURO-DOLLAR AND U.S. MONEY MARKET RATES
 AVERAGES FOR WEEK ENDING WEDNESDAY



9

Chart 8
INTEREST ARBITRAGE: 3-MONTH FUNDS

AVERAGES FOR WEEK ENDING WEDNESDAY

DIFFERENTIAL: PLUS (+), INDICATES FAVOR DOLLAR ASSETS

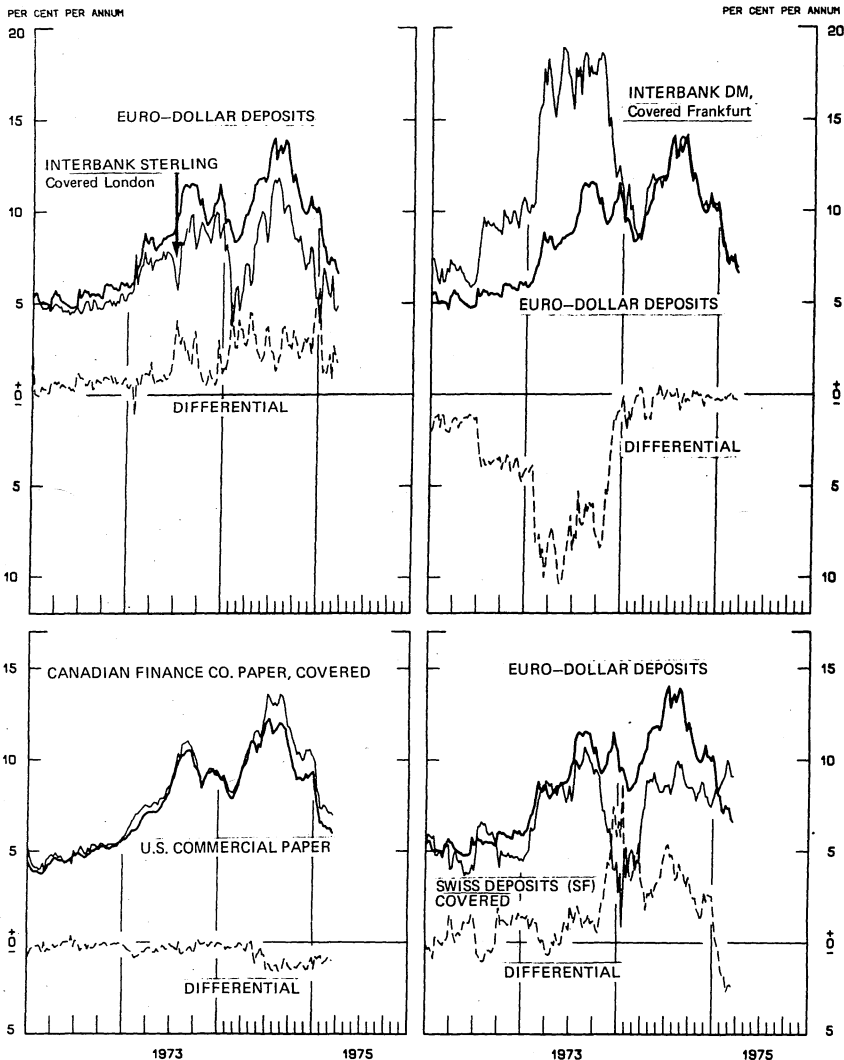
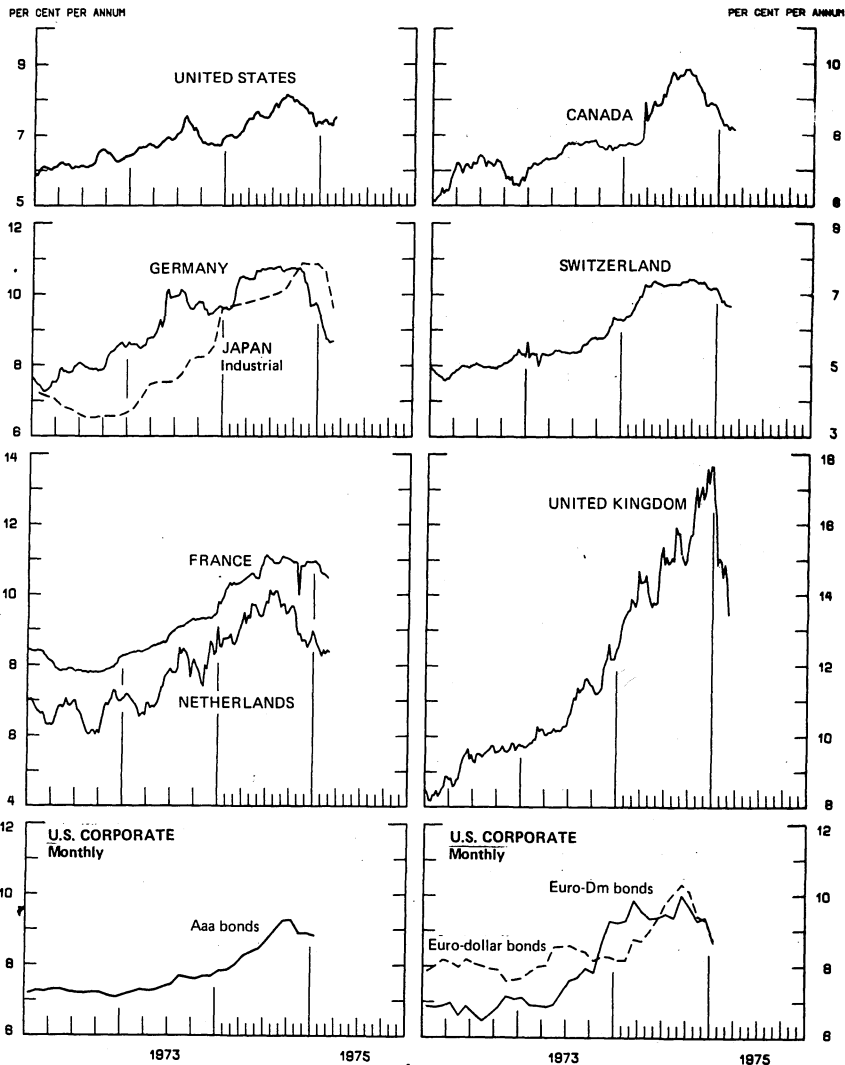


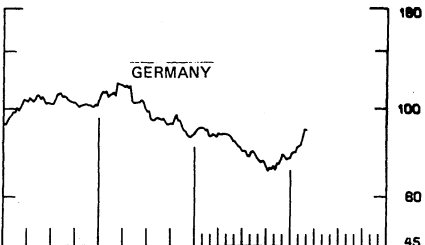
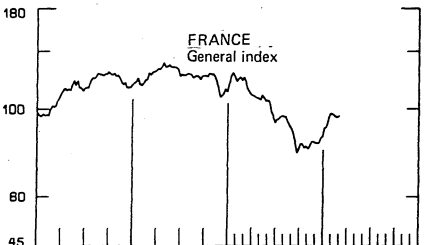
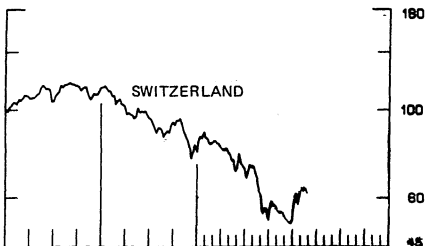
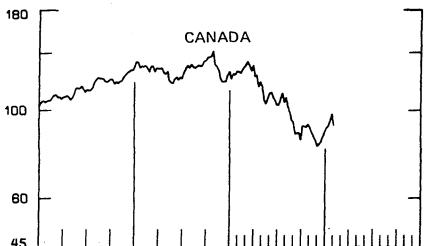
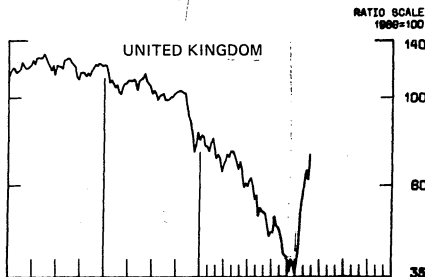
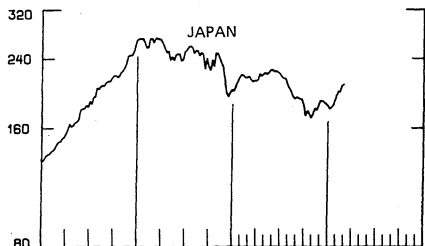
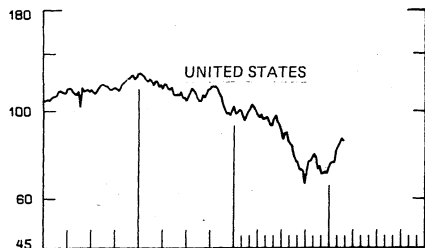
Chart 9
LONG-TERM GOVERNMENT BOND YIELDS
 WEEKLY SERIES



12

Chart 10
INDUSTRIAL STOCK INDEXES
WEEKLY SERIES

RATIO SCALE
1969=100



1973

1975

1973

1975

SERIES NAME

LAST VALUE PLOTTED
DATE VALUE

CHART 1. SPOT EXCHANGE RATES

U.S. DOLLAR, WEIGHTED AVERAGE	MAR. 19	78.38
JAPANESE YEN	MAR. 19	125.10
GERMAN MARK	MAR. 19	158.19
DUTCH GUILDER	MAR. 19	152.91
U.K. POUND	MAR. 19	100.88
CANADIAN DOLLAR	MAR. 19	108.10
FRENCH FRANC	MAR. 19	132.33
SWISS FRANC	MAR. 19	176.36
BELGIAN FRANC	MAR. 19	145.65
ITALIAN LIRA	MAR. 19	99.07

CHART 2. 3-MONTH FORWARD EXCHANGE RATES

CANADIAN DOLLAR	MAR. 19	0.34
U.K. POUND	MAR. 19	-5.83
GERMAN MARK	MAR. 19	1.40
FRENCH FRANC	MAR. 19	-2.84
SWISS FRANC	MAR. 19	2.09
DUTCH GUILDER	MAR. 19	-0.34
JAPANESE YEN	MAR. 19	0.13

CHART 3. GOLD PRICE IN LONDON

U.S. DOLLAR PER FINE OUNCE	MAR. 19	178.30
----------------------------	---------	--------

CHART 4. CALL MONEY RATES

U.S. FEDERAL FUNDS	MAR. 19	5.38
OVERNIGHT EURO-DOLLAR DEPOSITS	MAR. 19	5.46
U.K. 2-DAY LOCAL AUTHORITY DEPOSITS	MAR. 14	10.63
CANADA	MAR. 7	7.10
GERMANY	MAR. 14	4.50
EURO-DM	MAR. 14	4.27
JAPAN	MAR. 7	13.00
FRANCE	MAR. 14	9.00
NETHERLANDS	MAR. 7	7.30
EURO-SWISS FRANC	MAR. 14	0.99

CHART 5. 3-MONTH INTEREST RATES

U.S. CD'S (60-89 DAYS)	MAR. 19	5.75
GERMAN INTERBANK LOAN	MAR. 19	5.52
JAPANESE COMPOSITE LOAN	JAN. 31	9.39
EURO-DOLLAR DEPOSIT	MAR. 19	6.60
CANADIAN FINANCE COMPANY PAPER	MAR. 19	6.63
INTERBANK STERLING	MAR. 19	10.68
SWISS DEPOSIT	MAR. 19	7.00

14

SERIES NAME

LAST VALUE PLOTTED
DATE VALUE

CHART 6. EURO-DOLLAR DEPOSIT RATES: LONDON

OVERNIGHT	MAR. 19	5.46
7-DAY	MAR. 19	5.39
1-MONTH	MAR. 19	5.98
3-MONTH	MAR. 19	6.60
6-MONTH	MAR. 19	7.21
1-YEAR	MAR. 19	7.45

CHART 7. SELECTED EURO-DOLLAR AND U.S. MONEY MARKET RATES

OVERNIGHT EURO-DOLLAR DEPOSITS	MAR. 19	5.46
U.S. FEDERAL FUNDS	MAR. 19	5.38
DIFFERENTIAL ADJ. FOR RESERVE REQUIREMENTS	MAR. 19	0.55
3-MONTH EURO-DOLLAR DEPOSIT RATE	MAR. 19	6.60
U.S. CD'S (60-89 DAYS)	MAR. 19	5.75
DIFFERENTIAL ADJ. FOR RESERVE REQUIREMENTS	MAR. 19	1.06

CHART 8. INTEREST ARBITRAGE, 3-MONTH FUNDS

EURO-DOLLAR DEPOSIT	MAR. 19	6.60
INTERBANK STERLING (LONDON), COVERED	MAR. 19	4.85
DIFFERENTIAL	MAR. 19	1.75
U.S. COMMERCIAL PAPER	MAR. 19	5.98
CANADIAN FINANCE CO. PAPER, COVERED	MAR. 19	6.96
DIFFERENTIAL	MAR. 19	-0.99
EURO-DOLLAR DEPOSIT	MAR. 19	6.60
INTERBANK DM (FRANKFURT), COVERED	MAR. 19	6.92
DIFFERENTIAL	MAR. 19	-0.32
EURO-DOLLAR DEPOSIT	MAR. 19	6.60
SWISS DEPOSIT (SF), COVERED	MAR. 19	9.09
DIFFERENTIAL	MAR. 19	-2.49

SERIES NAME

LAST VALUE PLOTTED
DATE VALUE

CHART 9. LONG TERM GOVERNMENT BOND YIELDS

UNITED STATES	MAR. 7	7.50
GERMANY	MAR. 7	8.68
JAPAN (MONTHLY)	FEB. 28	9.62
SWITZERLAND	FEB. 28	6.66
CANADA	MAR. 7	8.14
FRANCE	FEB. 28	10.48
NETHERLANDS	MAR. 7	8.38
UNITED KINGDOM	MAR. 7	13.44

U.S. CORPORATE

AAA BONDS	JAN. 31	8.83
EURO-DM BONDS	JAN. 31	8.67
EURO-DOLLAR BONDS	JAN. 31	8.74

CHART 10. INDUSTRIAL STOCK INDEXES

UNITED STATES	FEB. 28	84.15
JAPAN	MAR. 7	206.78
CANADA	FEB. 7	91.80
FRANCE	MAR. 7	96.23
UNITED KINGDOM	FEB. 28	71.89
SWITZERLAND	FEB. 28	61.78
GERMANY	MAR. 7	88.52



FEDERAL RESERVE

statistical release

H.10

MARCH 21, 1975

FOREIGN EXCHANGE RATES

FOR THE WEEK ENDING MARCH 21, 1975

The Board of Governors of the Federal Reserve System is advised that the Federal Reserve Bank of New York has certified for customs purposes the following noon buying rate in New York City for cable transfers payable in foreign currencies:

COUNTRY	MONETARY UNIT	(RATE U.S. CENTS)				
		MAR. 17	MAR. 18	MAR. 19	MAR. 20	MAR. 21
AUSTRALIA	DOLLAR	135.7000	136.0000	136.1000	135.9500	135.9500
AUSTRIA	SCHILLING	6.07000	6.10000	6.10000	6.08000	6.05000
BELGIUM	FRANC	2.91100	2.92150	2.92950	2.92100	2.91250
CANADA	DOLLAR	99.9600	99.9600	100.0600	99.9900	100.0200
DENMARK	KRONE	18.4300	18.4600	18.5400	18.4300	18.4200
FINLAND	MARKKA	28.4900	28.5600	28.6300	28.5400	28.4800
FRANCE	FRANC	23.8200	23.9000	23.9300	23.8600	23.8100
GERMANY	D. MARK	43.1400	43.3100	43.4700	43.2700	43.0900
INDIA	RUPEE	12.9000	12.9000	12.9000	12.9000	12.9000
IRELAND	POUND	241.8700	242.5500	242.8200	242.3700	242.1500
ITALY	LIRA	0.15850	0.15900	0.15940	0.15920	0.15900
JAPAN	YEN	0.34900	0.34820	0.34700	0.34820	0.34790
MALAYSIA	DOLLAR	44.6500	44.6600	44.6900	44.6100	44.6100
MEXICO	PESO	8.0000	8.0000	8.0000	8.0000	8.0000
NETHERLANDS	GUILDER	42.1100	42.3500	42.5200	42.2800	42.1800
NEW ZEALAND	DOLLAR	134.2500	134.3000	134.5500	134.5000	134.5000
NORWAY	KRONE	20.2900	20.3700	20.4400	20.3400	20.4000
PORTUGAL	ESCUDO	4.1400	4.1300	4.1300	4.1300	4.1300
SOUTH AFRICA	RAND	148.7000	148.7000	148.7000	148.7000	148.7000
SPAIN	PESETA	1.7915	1.7920	1.7955	1.7940	1.7930
SRI LANKA	RUPEE	15.4000	15.4000	15.4000	15.4000	15.4000
SWEDEN	KRONA	25.4300	25.5500	25.6400	25.4800	25.4800
SWITZERLAND	FRANC	40.1700	40.5000	40.6300	40.3500	40.1200
UNITED KINGDOM	POUND	241.8700	242.5500	242.8200	242.3700	242.1500

16