

21 H.13

Bd. of Gov.

# Selected Interest & Exchange Rates

## Weekly Series of Charts

MARCH 3, 1975

Prepared by the  
FINANCIAL MARKETS  
SECTION

DIVISION OF  
INTERNATIONAL FINANCE

BOARD OF GOVERNORS  
FEDERAL RESERVE SYSTEM  
Washington, D.C. 20551

---

# Table of Contents

## CHARTS

1. SPOT EXCHANGE RATE INDEXES
2. 3-MONTH FORWARD EXCHANGE RATES
3. GOLD PRICE--LONDON
4. CALL MONEY RATES
5. 3-MONTH INTEREST RATES
6. EURO-DOLLAR DEPOSIT RATES
7. SELECTED EURO-DOLLAR AND U.S. MONEY MARKET RATES
8. INTEREST ARBITRAGE: 3-MONTH FUNDS
9. LONG-TERM GOVERNMENT BOND YIELDS
10. INDUSTRIAL STOCK INDEXES

## TABLES

1. LATEST FIGURES PLOTTED
2. DAILY CERTIFIED SPOT EXCHANGE RATES--H.10 RELEASE

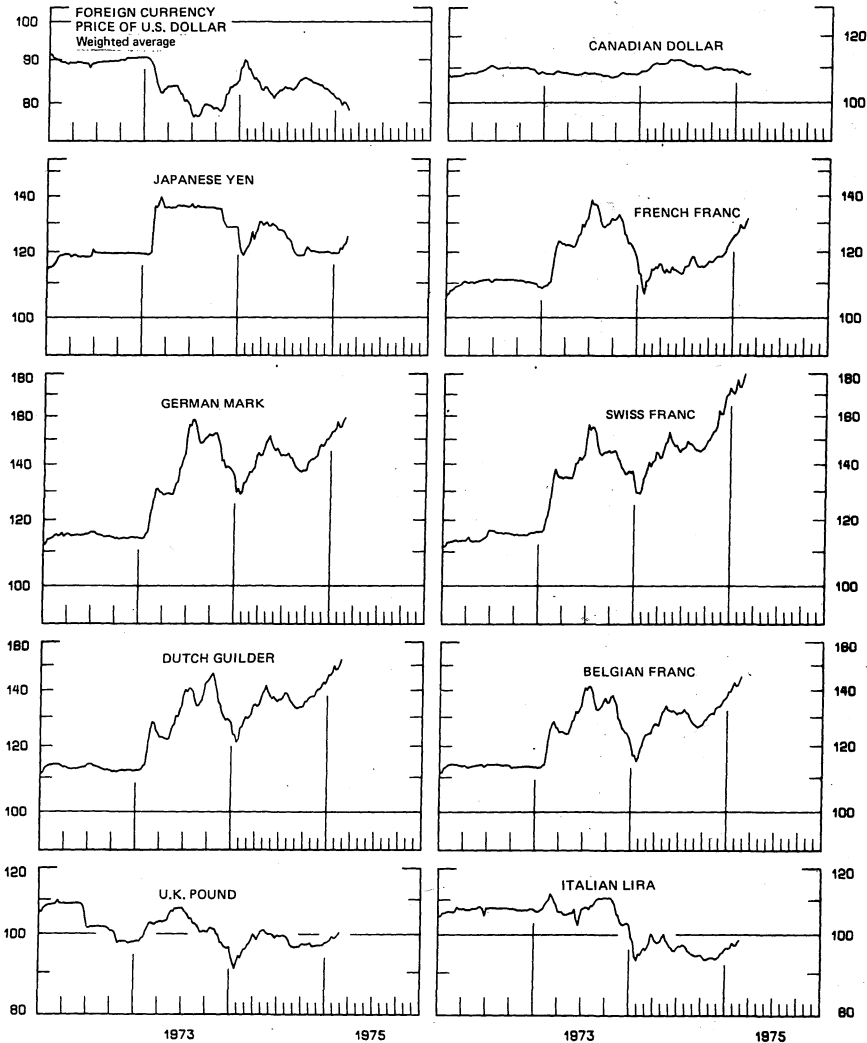
# Chart 1 SPOT EXCHANGE RATES

## INDEXES OF DOLLAR PRICES OF FOREIGN CURRENCIES

AVERAGES FOR WEEK ENDING WEDNESDAY

RATIO SCALE  
MAY 1970 PARITY=100

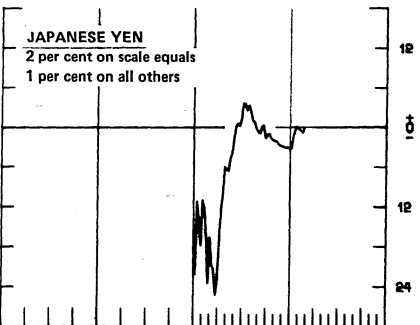
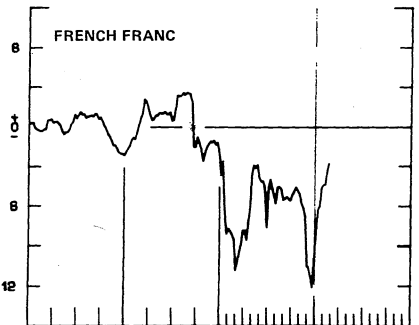
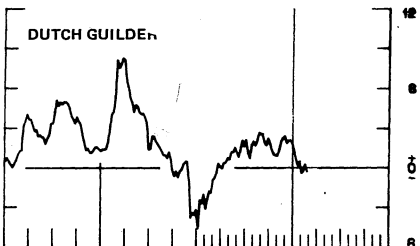
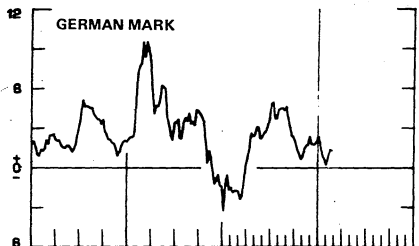
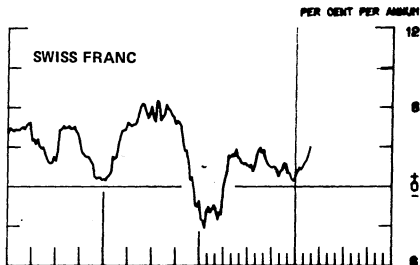
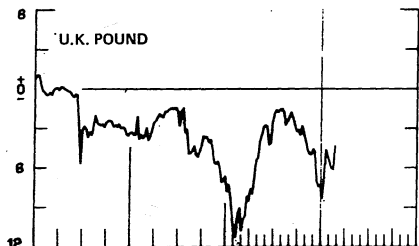
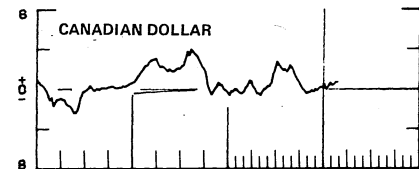
RATIO SCALE  
MAY 1970 PARITY=100



4)

Chart 2  
**3-MONTH FORWARD EXCHANGE RATES**  
 PREMIUM (+), OR DISCOUNT (-)  
 AVERAGES FOR WEEK ENDING WEDNESDAY

PER CENT PER ANNUM



1973

1975

1973

1975

Chart 3  
**PRICE OF GOLD IN LONDON**  
AVERAGES FOR WEEK ENDING WEDNESDAY

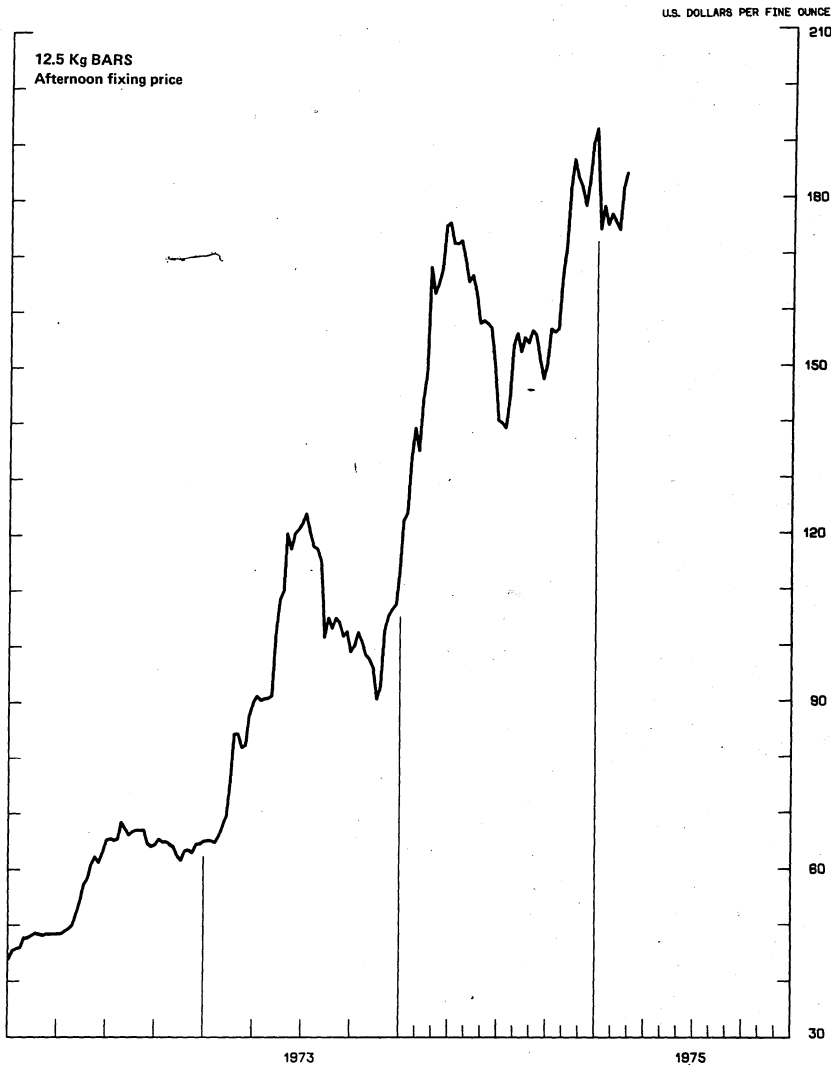
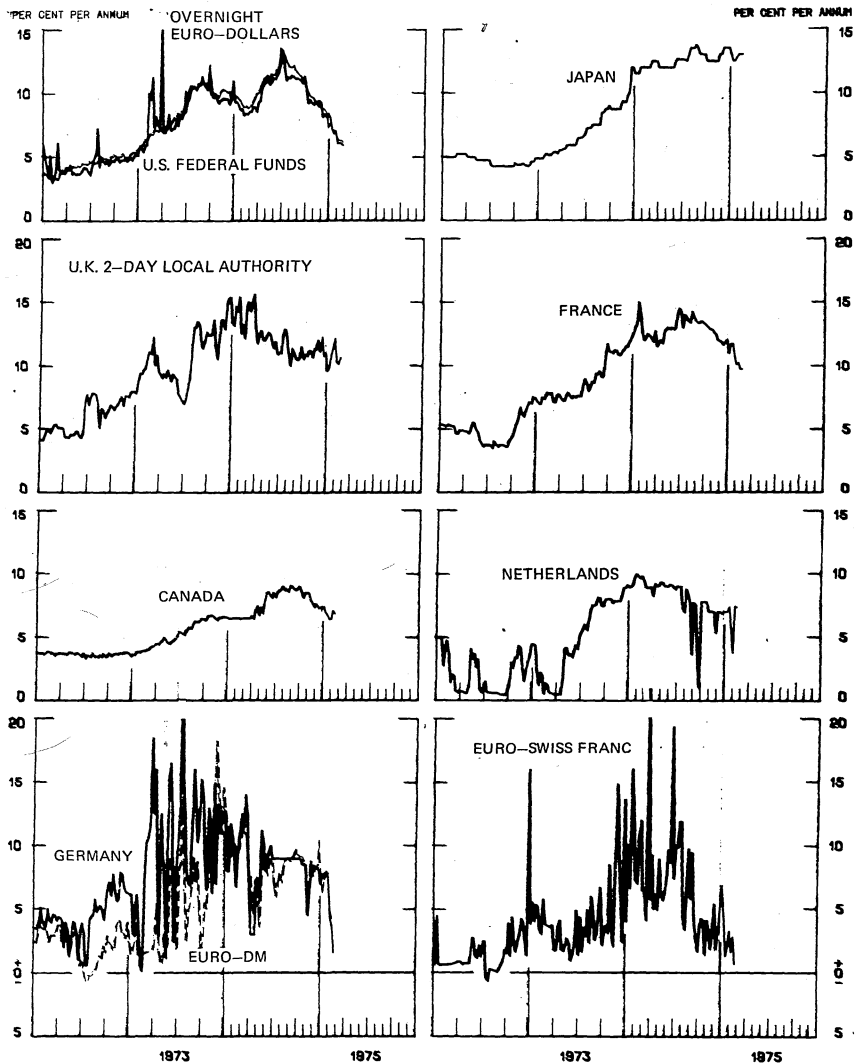


Chart 4  
**CAL MONEY RATES**  
 WEEKLY SERIES

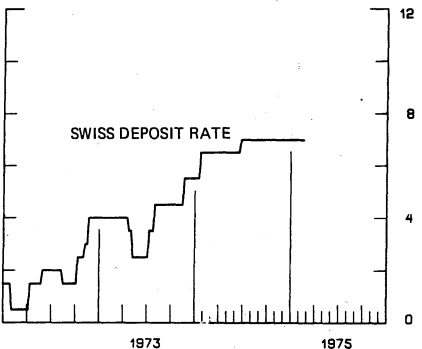
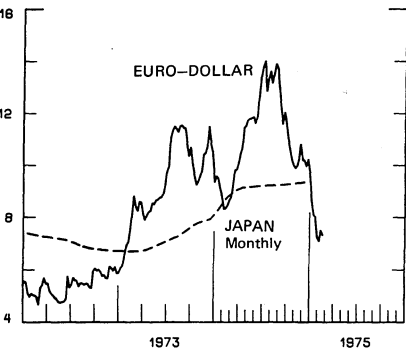
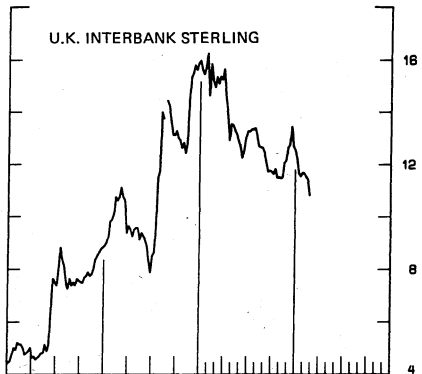
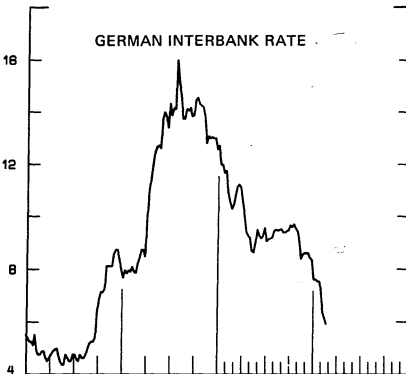
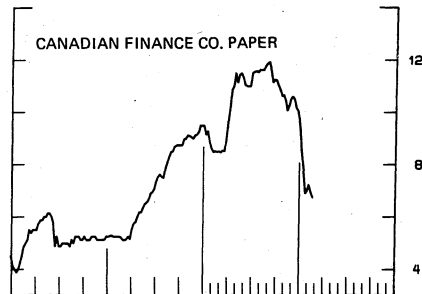
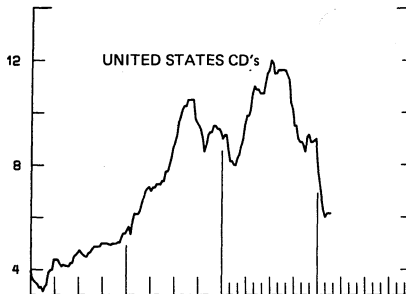


7

Chart 5  
**3-MONTH INTEREST RATES**  
 WEEKLY SERIES

PER CENT PER ANNUM

PER CENT PER ANNUM



1973

1975

1973

1975

8

Chart 6  
**EURO-DOLLAR DEPOSIT RATES London**  
AVERAGES FOR WEEK ENDING WEDNESDAY

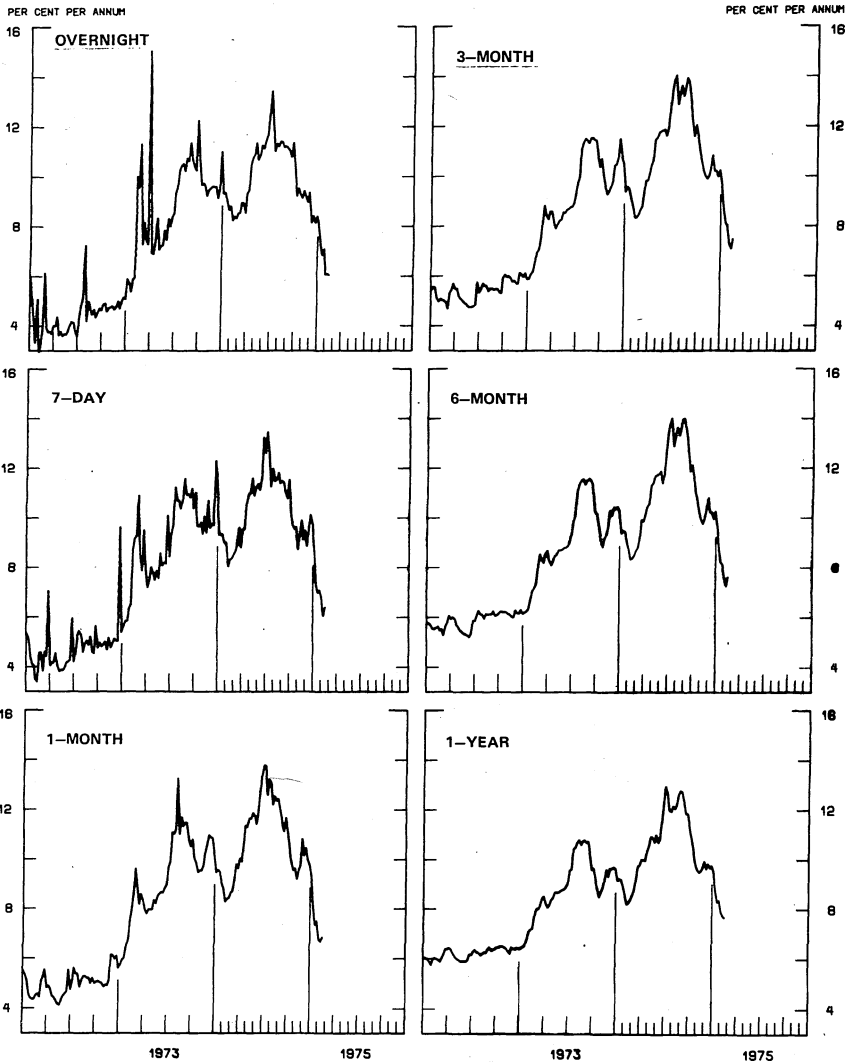
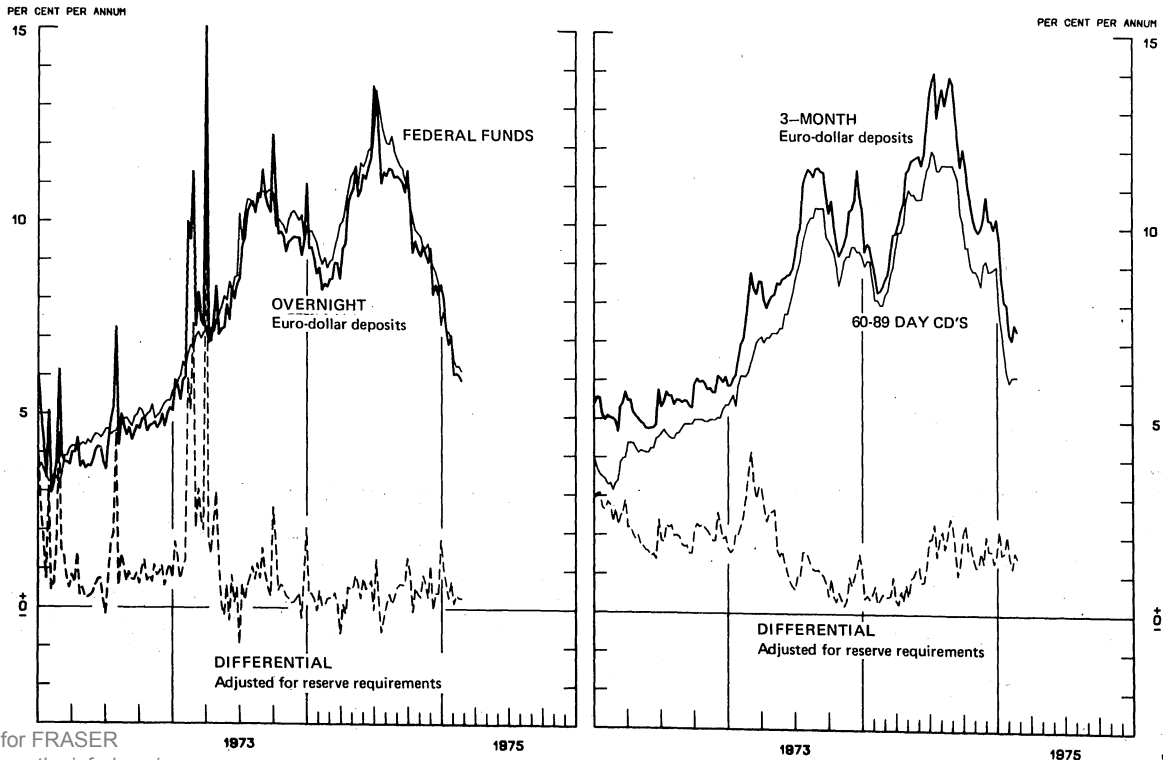




Chart 7  
**SELECTED EURO-DOLLAR AND U.S. MONEY MARKET RATES**  
 AVERAGES FOR WEEK ENDING WEDNESDAY



10 5

Chart 8

# INTEREST ARBITRAGE: 3-MONTH FUNDS

AVERAGES FOR WEEK ENDING WEDNESDAY

DIFFERENTIAL: PLUS (+), INDICATES FAVOR DOLLAR ASSETS

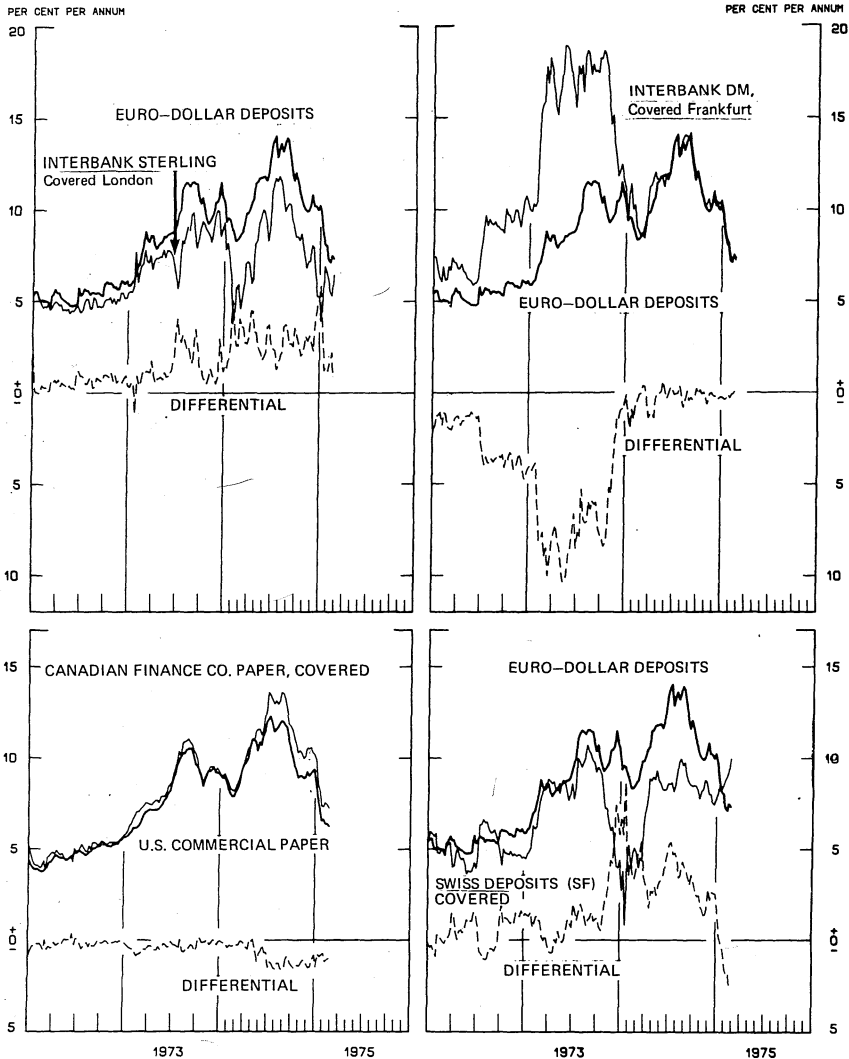
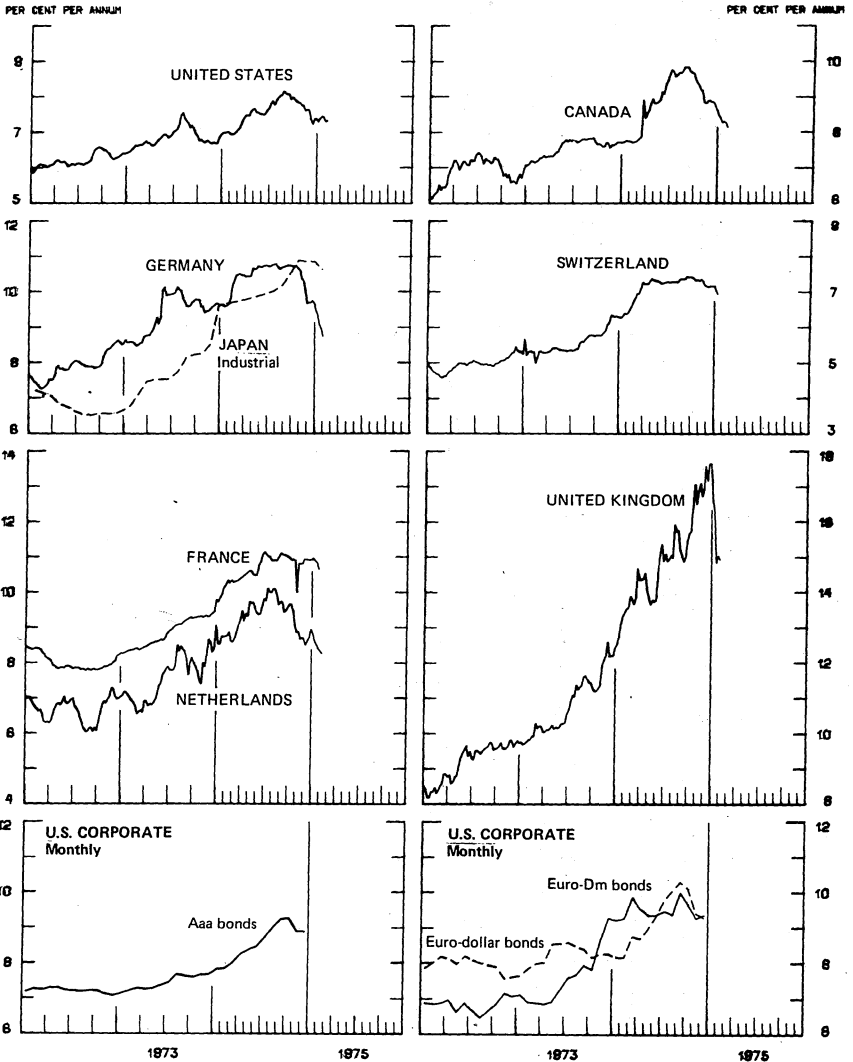


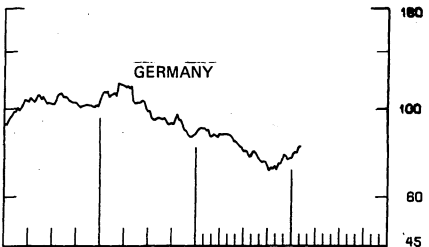
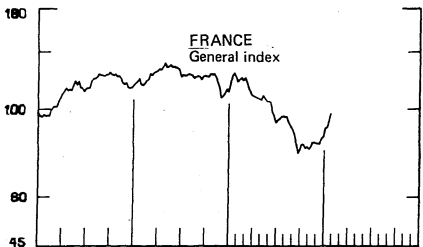
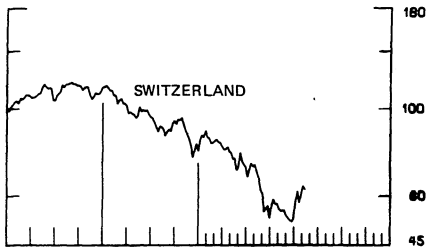
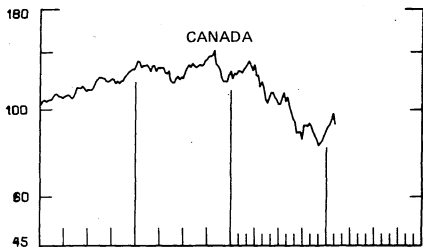
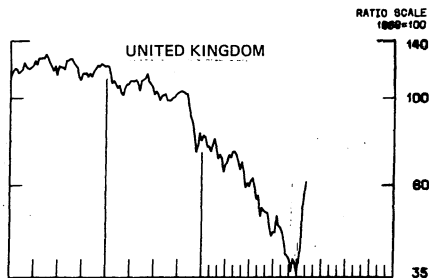
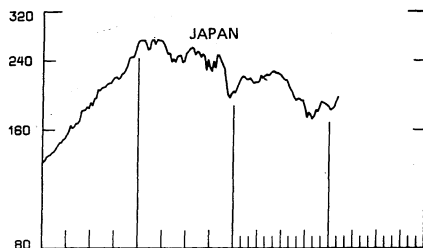
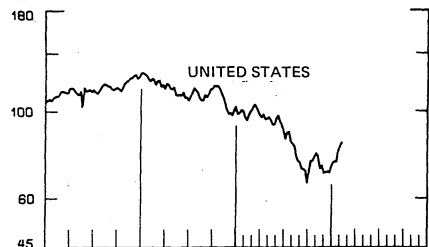
Chart 9  
**LONG-TERM GOVERNMENT BOND YIELDS**  
 WEEKLY SERIES



12

Chart 10  
**INDUSTRIAL STOCK INDEXES**  
WEEKLY SERIES

RATIO SCALE  
1969=100



SERIES NAME

LAST VALUE PLOTTED  
DATE VALUE

CHART 1. SPOT EXCHANGE RATES

U.S. DOLLAR, WEIGHTED AVERAGE	FEB. 26	78.42
JAPANESE YEN	FEB. 26	125.18
GERMAN MARK	FEB. 26	159.08
DUTCH GUILDER	FEB. 26	152.38
U.K. POUND	FEB. 26	100.54
CANADIAN DOLLAR	FEB. 26	108.19
FRENCH FRANC	FEB. 26	131.53
SWISS FRANC	FEB. 26	179.77
BELGIAN FRANC	FEB. 26	145.40
ITALIAN LIRA	FEB. 26	98.65

CHART 2. 3-MONTH FORWARD EXCHANGE RATES

CANADIAN DOLLAR	FEB. 26	0.50
U.K. POUND	FEB. 26	-4.36
GERMAN MARK	FEB. 26	1.30
FRENCH FRANC	FEB. 26	-2.79
SWISS FRANC	FEB. 26	2.99
DUTCH GUILDER	FEB. 26	-0.23
JAPANESE YEN	FEB. 26	0.01

CHART 3. GOLD PRICE IN LONDON

U.S. DOLLAR PER FINE OUNCE	FEB. 26	184.35
----------------------------	---------	--------

CHART 4. CALL MONEY RATES

U.S. FEDERAL FUNDS	FEB. 26	6.15
OVERNIGHT EURO-DOLLAR DEPOSITS	FEB. 26	5.90
U.K. 2-DAY LOCAL AUTHORITY DEPOSITS	FEB. 21	10.63
CANADA	FEB. 14	6.90
GERMANY	FEB. 21	1.60
EURO-DM	FEB. 21	1.85
JAPAN	FEB. 14	13.00
FRANCE	FEB. 21	9.75
NETHERLANDS	FEB. 14	7.38
EURO-SWISS FRANC	FEB. 21	0.70

CHART 5. 3-MONTH INTEREST RATES

U.S. CD'S (60-89 DAYS)	FEB. 26	6.13
GERMAN INTERBANK LOAN	FEB. 26	5.92
JAPANESE COMPOSITE LOAN	JAN. ?	9.37
EURO-DOLLAR DEPOSIT	FEB. 26	7.34
CANADIAN FINANCE COMPANY PAPER	FEB. 26	6.75
INTERBANK STERLING	FEB. 26	10.83
SWISS DEPOSIT	FEB. 26	7.00

14

SERIES NAME

LAST VALUE PLOTTED  
DATE VALUE

CHART 6. EURO-DOLLAR DEPOSIT RATES: LONDON

OVERNIGHT	FEB. 26	5.90
7-DAY	FEB. 26	6.22
1-MONTH	FEB. 26	6.48
3-MONTH	FEB. 26	7.34
6-MONTH	FEB. 26	7.59
1-YEAR	FEB. 26	7.79

CHART 7. SELECTED EURO-DOLLAR AND U.S. MONEY MARKET RATES

OVERNIGHT EURO-DOLLAR DEPOSITS	FEB. 26	5.90
U.S. FEDERAL FUNDS	FEB. 26	6.15
DIFFERENTIAL ADJ. FOR RESERVE REQUIREMENTS	FEB. 26	0.27
3-MONTH EURO-DOLLAR DEPOSIT RATE	FEB. 26	7.34
U.S. CD'S (60-89 DAYS)	FEB. 26	6.13
DIFFERENTIAL ADJ. FOR RESERVE REQUIREMENTS	FEB. 26	1.45

CHART 8. INTEREST ARBITRAGE, 3-MONTH FUNDS

EURO-DOLLAR DEPOSIT	FEB. 26	7.34
INTERBANK STERLING (LONDON), COVERED	FEB. 26	6.46
DIFFERENTIAL	FEB. 26	0.87
U.S. COMMERCIAL PAPER	FEB. 26	6.25
CANADIAN FINANCE CO. PAPER, COVERED	FEB. 26	7.25
DIFFERENTIAL	FEB. 26	-1.00
EURO-DOLLAR DEPOSIT	FEB. 26	7.34
INTERBANK DM (FRANKFURT), COVERED	FEB. 26	7.22
DIFFERENTIAL	FEB. 26	0.12
EURO-DOLLAR DEPOSIT	FEB. 26	7.34
SWISS DEPOSIT (SF), COVERED	FEB. 26	9.99
DIFFERENTIAL	FEB. 26	-2.65

SERIES NAME

LAST VALUE PLOTTED  
DATE VALUE

CHART 9. LONG TERM GOVERNMENT BOND YIELDS

UNITED STATES	FEB. 28	7.20
GERMANY	FEB. 14	8.73
JAPAN (MONTHLY)	JAN. 31	10.64
SWITZERLAND	JAN. 31	6.83
CANADA	FEB. 14	8.14
FRANCE	FEB. 14	10.59
NETHERLANDS	FEB. 14	8.43
UNITED KINGDOM	FEB. 14	14.51

U.S. CORPORATE

AAA BONDS	JAN. 31	8.83
EURO-DM BONDS	JAN. 31	8.67
EURO-DOLLAR BONDS	JAN. 31	8.74

CHART 10. INDUSTRIAL STOCK INDEXES

UNITED STATES	FEB. 21	85.21
JAPAN	FEB. 14	198.31
CANADA	FEB. 7	91.80
FRANCE	FEB. 14	96.72
UNITED KINGDOM	FEB. 14	65.53
SWITZERLAND	FEB. 21	63.55
GERMANY	FEB. 14	81.23



# FEDERAL RESERVE

statistical release

H.10

FEBRUARY 28, 1975

## FOREIGN EXCHANGE RATES

FOR THE WEEK ENDING FEBRUARY 28, 1975

The Board of Governors of the Federal Reserve System is advised that the Federal Reserve Bank of New York has certified for customs purposes the following non buying rate in New York City for cable transfers payable in foreign currencies:

COUNTRY	MONETARY UNIT	(RATE U.S. CENTS)				
		FEB. 24	FEB. 25	FEB. 26	FEB. 27	FEB. 28
AUSTRALIA	DOLLAR	135.5000	135.9000	136.0500	136.4000	136.4000
AUSTRIA	SCHILLING	6.11000	6.15000	6.11000	6.15000	6.15000
BELGIUM	FRANC	2.91250	2.90750	2.93500	2.94000	2.94000
CANADA	DOLLAR	99.9700	100.2600	100.3400	100.2100	100.1800
DENMARK	KRONE	18.2700	18.3000	18.4000	18.6300	18.4600
FINLAND	MARKKA	28.6700	28.8200	28.8000	28.8000	28.8500
FRANCE	FRANC	23.7600	23.7000	23.9000	24.0700	23.9900
GERMANY	D. MARK	43.5900	43.3400	43.7200	43.8800	43.9100
INDIA	RUPEE	12.6000	12.6000	12.6000	12.6000	12.9000
IRELAND	POUND	241.9500	241.6000	242.6000	243.0500	243.0000
ITALY	LIRA	0.15810	0.15800	0.15870	0.15940	0.15920
JAPAN	YEN	0.34980	0.34970	0.35010	0.34980	0.34910
MALAYSIA	DOLLAR	44.5000	44.7300	44.6600	44.7800	44.8500
MEXICO	PESO	8.0000	8.0000	8.0000	8.0000	8.0000
NETHERLANDS	GUILDER	42.1700	42.1900	42.3900	42.6400	42.6900
NEW ZEALAND	DOLLAR	133.8500	134.5000	134.5000	134.5500	134.8500
NORWAY	KRONE	20.2000	20.2300	20.3200	20.4000	20.4000
PORTUGAL	ESCUDO	4.1400	4.1700	4.1600	4.1900	4.1900
SOUTH AFRICA	RAND	147.6500	147.6500	148.6200	148.6200	148.7000
SPAIN	PESETA	1.7800	1.7905	1.7900	1.7970	1.7980
SRI LANKA	RUPEE	15.3000	15.3000	15.3000	15.3000	15.4000
SWEDEN	KRONA	25.5200	25.5200	25.5200	25.6100	25.6500
SWITZERLAND	FRANC	41.1400	41.2400	41.5400	41.7500	41.6100
UNITED KINGDOM	POUND	241.9500	241.6000	242.6000	243.0500	243.0000

16